



# BARRANQUILLA 2018

XXIII JUEGOS DEPORTIVOS  
CENTROAMERICANOS Y DEL CARIBE

*Men's / Masculino*

# Bulletin

# 6

Barranquilla • Colombia • Miércoles, 1 de Agosto 2018

FIVB

Union  
Panamericana  
Voleibol

CONFEDERACIÓN  
SUDAMERICANA DE VOLEIBOL

molten  
For the real game

Mizuno

SPORT  
COURT



Calendario y Formato de Competencia Masculina / Men Competition Format and Match Schedule

GROUP-A / HUMBERTO PEREA											updated 06/10		
No.	Date	Time	Teams		LIVE SCORE	Set	Result per set (points)					POINTS	TIME
							1	2	3	4	5		
2	28-Jul	17:00	CUBA	vs	VENEZUELA	3-0	25-21	27-25	25-21			77-67	1:27
3	28-Jul	19:00	DOMINICAN REPUBLIC	vs	MEXICO	0-3	24-26	20-25	13-25			57-76	1:34
6	29-Jul	17:00	VENEZUELA	vs	DOMINICAN REPUBLIC	3-2	18-25	25-17	25-23	24-26	15-11	107-102	2:22
7	29-Jul	19:00	CUBA	vs	MEXICO	3-0	25-23	25-18	25-18			75-59	1:29
10	30-Jul	17:00	MEXICO	vs	VENEZUELA	3-1	25-19	18-25	25-22	25-18		93-84	1:59
11	30-Jul	19:00	DOMINICAN REPUBLIC	vs	CUBA	0-3	22-25	12-25	14-25			48-75	1:13

GROUP-B / HUMBERTO PEREA													
No.	Date	Time	Teams		LIVE SCORE	Set	Result per set (points)					POINTS	TIME
							1	2	3	4	5		
1	28-Jul	15:00	PUERTO RICO	vs	GUATEMALA	3-0	25-14	25-16	25-17			75-47	1:19
4	28-Jul	21:00	COLOMBIA	vs	TRINIDAD & TOBAGO	3-2	19-25	25-19	22-25	25-19	15-8	106-96	2:11
5	29-Jul	15:00	TRINIDAD & TOBAGO	vs	PUERTO RICO	0-3	11-25	18-25	19-25			48-75	1:18
8	29-Jul	21:00	COLOMBIA	vs	GUATEMALA	3-0	25-17	25-21	26-24			75-62	1:32
9	30-Jul	15:00	GUATEMALA	vs	TRINIDAD & TOBAGO	3-1	25-22	25-17	22-25	25-22		97-86	1:59
12	30-Jul	21:00	COLOMBIA	vs	PUERTO RICO	0-3	17-25	24-26	20-25			61-76	1:32

QUARTERFINALS - HUMBERTO PEREA													
No.	Date	Time	Teams		LIVE SCORE	Set	Result per set (points)					POINTS	TIME
							1	2	3	4	5		
13	31-Jul	19:00	MEXICO	vs	GUATEMALA	3-0	25-12	25-15	25-11			75-38	1:11
14	31-Jul	21:00	COLOMBIA	vs	VENEZUELA	3-2	23-25	25-22	26-28	26-24	15-13	115-112	

CLASSIFICATION 5/8 - HUMBERTO PEREA													
No.	Date	Time	Teams		LIVE SCORE	Set	Result per set (points)					POINTS	TIME
							1	2	3	4	5		
15	1-Aug	15:00	VENEZUELA	vs	TRINIDAD & TOBAGO	3-0	25-16	25-16	25-17			75-49	1:14
16	1-Aug	17:00	GUATEMALA	vs	DOMINICAN REPUBLIC	0-3	19-25	19-25	20-25			58-75	1:21

SEMIFINALS - HUMBERTO PEREA														
No.	Date	Time	Teams		LIVE SCORE	Set	Result per set (points)					POINTS	TIME	
							1	2	3	4	5			
17	1-Aug	19:00	MEXICO	vs	PUERTO RICO	1-3	29-27	23-25	15-25	22-25			89-102	2:20
18	1-Aug	21:00	COLOMBIA	vs	CUBA	3-2	20-25	25-11	20-25	30-28	23-21	118-110	2:45	

FINAL CLASSIFICATION 7/8 - HUMBERTO PEREA													
No.	Date	Time	Teams		LIVE SCORE	Set	Result per set (points)					POINTS	TIME
							1	2	3	4	5		
19	2-Aug	12:00	TRINIDAD & TOBAGO	vs	GUATEMALA	0-0							

FINAL CLASSIFICATION 5/6 - HUMBERTO PEREA													
No.	Date	Time	Teams		LIVE SCORE	Set	Result per set (points)					POINTS	TIME
							1	2	3	4	5		
20	2-Aug	14:00	VENEZUELA	vs	DOMINICAN REPUBLIC	0-0							

FINAL CLASSIFICATION 3/4 - HUMBERTO PEREA													
No.	Date	Time	Teams		LIVE SCORE	Set	Result per set (points)					POINTS	TIME
							1	2	3	4	5		
21	2-Aug	16:00	MEXICO	vs	CUBA	0-0							

FINALS 1/2 - HUMBERTO PEREA													
No.	Date	Time	Teams		LIVE SCORE	Set	Result per set (points)					POINTS	TIME
							1	2	3	4	5		
22	2-Aug	18:00	PUERTO RICO	vs	COLOMBIA	0-0							

\*NOTE1: For the Classification, Quarterfinal and Semifinal Rounds, according to the FIVB General Competition Regulations, it must be avoided that teams from the same group play each other.  
Semifinal Rounds, if three teams from the same group qualify, the match between highest ranked team and lowest ranked team of their Preliminary Round will be repeated.

\*NOTE3: Loser of M14 = Loser of Match #14, etc.





## BARRANQUILLA 2018

XXIII JUEGOS DEPORTIVOS  
CENTROAMERICANOS Y DEL CARIBE

### MASCULINO - CALENDARIO DE ENTRENAMIENTOS

Dia / Day	Hora / Time	Competition Venue - Coliseo Humberto Perea	Hora / Time	Training Court 1 - Coliseo Humberto Perea	Training Court 2 - Coliseo Humberto Perea
02-ago-18			7:30	DOM Winner of M16 (14:00)	VEN Winner of M15 (14:00)
			9:00	MEX Loser of M17 (16:00)	CUB Loser of M18 (16:00)
			10:30	PUR Winner of M17 (18:00)	COL Winner of M18 (18:00)
	12:00	TTO Loser of M15 vs Loser of M16 GUA			
	14:00	VEN Winner of M15 vs Winner of M16 DOM			
16:00	MEX Loser of M17 vs Loser of M18 CUB				
18:00	PUR Winner of M17 vs Winner of M18 COL				







# BARRANQUILLA 2018

XXIII JUEGOS DEPORTIVOS  
CENTROAMERICANOS Y DEL CARIBE

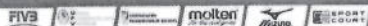
## MASCULINO - CALENDARIO DE CALENTAMIENTOS

Día / Day	Hora / Time	Competition Venue - Coliseo Humberto Perea	Hora / Time	Training Court 1 - Coliseo Humberto Perea	Training Court 2 - Coliseo Humberto Perea
02-ago-18			10:30	TTO Loser of M15 (12:00)	GUA Loser of M16 (12:00)
			12:30	DOM Winner of M16 (14:00)	VEN Winner of M15 (14:00)
			14:30	MEX Loser of M17 (16:00)	CUB Loser of M18 (16:00)
			16:30	PUR Winner of M17 (18:00)	COL Winner of M18 (18:00)
	12:00	TTO Loser of M15 vs Loser of M16	GUA		
	14:00	VEN Winner of M15 vs Winner of M16	DOM		
	16:00	MEX Loser of M17 vs Loser of M18	CUB		
18:00	PUR Winner of M17 vs Winner of M18	COL			



# BARRANQUILLA 2018

XXIII JUEGOS DEPORTIVOS  
CENTROAMERICANOS Y DEL CARIBE



**NORCECA**  
Volleyball Confederation

FEDERATION  
INTERNATIONALE  
DE VOLLEYBALL



**O-1**

UNIFORM COLOURS  
Couleur de l'uniforme

CITY:   
Ville:

DATE:  TIME:   
Heure:

POOL/PHASE:   
Groupe/Phase:

REGISTERED COLOURS / Couleurs enregistrées :  
(ONLY SHIRT COLOUR - seulement la couleur du maillot)

VEN ▼	DOM ▼	▼	▼	▼	▼
-------	-------	---	---	---	---

1	Vino T	Blue			
2	Blue	Red			
3	White	White			

**MATCH SCHEDULE**  
Calendrier des matches

DATE:	No. Match	Team Equipe	
		A	B
02/Aug/2018	20	VEN	DOM

**TEAMS CHOICE (1-2 OR 3)**  
Choix des équipes (1-2 ou 3)

1st CHOICE 1er Choix		LIBERO CHOICE Libero Choix	
A	B	A	B
		Vino T	Blue

**FIVB DECISION**  
Décision de la FIVB

A	B
Blue	White

CITY:   
Ville:

DATE:  TIME:   
Heure:

POOL/PHASE:   
Groupe/Phase:

REGISTERED COLOURS / Couleurs enregistrées :  
(ONLY SHIRT COLOUR - seulement la couleur du maillot)

TTO ▼	GUA ▼	▼	▼	▼	▼
-------	-------	---	---	---	---

1	Red	L/ Blue			
2	White	Navy			
3	Black	White			

**MATCH SCHEDULE**  
Calendrier des matches

DATE:	No. Match	Team Equipe	
		A	B
02/Aug/2018	19	TTO	GUA

**TEAMS CHOICE (1-2 OR 3)**  
Choix des équipes (1-2 ou 3)

1st CHOICE 1er Choix		LIBERO CHOICE Libero Choix	
A	B	A	B
		Red	White

**FIVB DECISION**  
Décision de la FIVB

A	B
White	Navy



# BARRANQUILLA 2018

XXIII JUEGOS DEPORTIVOS  
CENTROAMERICANOS Y DEL CARIBE

FIVB, molten, NORCECA, UDECA, UCA, CALMA

FEDERATION  
INTERNATIONALE  
DE VOLLEYBALL



0-1 UNIFORM COLOURS  
Couleur de l'uniforme

CITY: Ville:

DATE:  TIME: Heure:

REGISTERED COLOURS / Couleurs enregistrées :  
(ONLY SHIRT COLOUR - seulement la couleur du maillot)

CUB ▼	PUR ▼	MEX ▼	COL ▼	▼	▼
1 Red	Red	Red	Yellow		
2 Blue	White	Black	Blue		
3 White	Blue	White	White		


POOL/PHASE: Groupe/Phase:

**MATCH SCHEDULE**  
Calendrier des matches

DATE:	No. Match	Team Equipe	
		A	B
02/Aug/2018	21	MEX	CUB
02/Aug/2018	22	PUR	COL

**TEAMS CHOICE (1-2 OR 3)**  
Choix des équipes (1-2 ou 3)

1st CHOICE 1er Choix		LIBERO CHOICE Libero Choix		FIVB DECISION Décision de la FIVB	
A	B	A	B	A	B
		Black	Red	White	Blue
		Red	Blue	White	Yellow





## MATCHES RESULTS

### Pool A

No	Date	Teams	Set	Result per set (points)					Total Points	Duration	Spectators
				1	2	3	4	5			
2	28-Jul-2018	CUB - VEN	3-0	25-21	27-25	25-21			77-67	1:27	1500
3	28-Jul-2018	DOM - MEX	0-3	24-26	20-25	13-25			57-76	1:34	1500
6	29-Jul-2018	VEN - DOM	3-2	18-25	25-17	25-23	24-26	15-11	107-102	2:22	1000
7	29-Jul-2018	CUB - MEX	3-0	25-23	25-18	25-18			75-59	1:29	2000
10	30-Jul-2018	MEX - VEN	3-1	25-19	18-25	25-22	25-18		93-84	1:59	2500
11	30-Jul-2018	DOM - CUB	0-3	22-25	12-25	14-25			48-75	1:13	2500

### Pool B

No	Date	Teams	Set	Result per set (points)					Total Points	Duration	Spectators
				1	2	3	4	5			
1	28-Jul-2018	PUR - GUA	3-0	25-14	25-16	25-17			75-47	1:19	800
4	28-Jul-2018	COL - TTO	3-2	19-25	25-19	22-25	25-19	15-8	106-96	2:11	2000
5	29-Jul-2018	TTO - PUR	0-3	11-25	18-25	19-25			48-75	1:18	1500
8	29-Jul-2018	COL - GUA	3-0	25-17	25-21	26-24			76-62	1:32	2000
9	30-Jul-2018	GUA - TTO	3-1	25-22	25-17	22-25	25-22		97-86	1:59	500
12	30-Jul-2018	COL - PUR	0-3	17-25	24-26	20-25			61-76	1:32	3000

### Quarterfinals

No	Date	Teams	Set	Result per set (points)					Total Points	Duration	Spectators
				1	2	3	4	5			
13	31-Jul-2018	MEX - GUA	3-0	25-12	25-15	25-11			75-38	1:11	1500
14	31-Jul-2018	COL - VEN	3-2	23-25	25-22	26-28	26-24	15-13	115-112	2:54	2000

### Classification 5-8

No	Date	Teams	Set	Result per set (points)					Total Points	Duration	Spectators
				1	2	3	4	5			
15	01-Aug-2018	VEN - TTO	3-0	25-16	25-16	25-17			75-49	1:14	500
16	01-Aug-2018	GUA - DOM	0-3	19-25	19-25	20-25			58-75	1:21	900

### Semifinals

No	Date	Teams	Set	Result per set (points)					Total Points	Duration	Spectators
				1	2	3	4	5			
17	01-Aug-2018	MEX - PUR	1-3	29-27	23-25	15-25	22-25		89-102	21:20	1500
18	01-Aug-2018	COL - CUB	3-2	20-25	25-11	20-25	30-28	23-21	118-110	3:31	2000

### Final 7-8

No	Date	Teams	Set	Result per set (points)					Total Points	Duration	Spectators
				1	2	3	4	5			
19	02-Aug-2018	TTO - GUA									

### Final 5-6

No	Date	Teams	Set	Result per set (points)					Total Points	Duration	Spectators
				1	2	3	4	5			
20	02-Aug-2018	VEN - DOM									

### Final 3-4

No	Date	Teams	Set	Result per set (points)					Total Points	Duration	Spectators
				1	2	3	4	5			
21	02-Aug-2018	MEX - CUB									



# Juegos Centro Americanos y del Caribe 2018

**P-4** Collated results & ranking

Results as of 2 August 2018



## Final 1-2

No	Date	Teams	Set	Result per set (points)					Total Points	Duration	Spectators
				1	2	3	4	5			
22	02-Aug-2018	PUR - COL									

## TEAM RANKING

### Pool A

Rk	Code	Team	Matches			Pts	Results details						Sets			Points		
			W	L	T		3-0	3-1	3-2	2-3	1-3	0-3	W	L	Ratio	W	L	Ratio
1	CUB	Cuba	3	0	3	15	3	0	0	0	0	0	9	0	MAX	227	174	1.304
2	MEX	Mexico	2	1	3	9	1	1	0	0	0	1	6	4	1.500	228	216	1.055
3	VEN	Venezuela	1	2	3	4	0	0	1	0	1	1	4	8	0.500	258	272	0.948
4	DOM	Dominican Republic	0	3	3	2	0	0	0	1	0	2	2	9	0.222	207	258	0.802

### Pool B

Rk	Code	Team	Matches			Pts	Results details						Sets			Points		
			W	L	T		3-0	3-1	3-2	2-3	1-3	0-3	W	L	Ratio	W	L	Ratio
1	PUR	Puerto Rico	3	0	3	15	3	0	0	0	0	0	9	0	MAX	226	156	1.448
2	COL	Colombia	2	1	3	8	1	0	1	0	0	1	6	5	1.200	243	234	1.038
3	GUA	Guatemala	1	2	3	4	0	1	0	0	0	2	3	7	0.428	206	237	0.869
4	TTO	Trinidad and Tobago	0	3	3	3	0	0	0	1	1	1	3	9	0.333	230	278	0.827







# P-2 VOLLEYBALL • Match result

XXIII Juegos Centro Americanos y del Caribe 2018  
Classification 5/8



**Match:** 15 **Date:** 01/08/2018 **Spectators:** 500  
**City:** Barranquilla  
**Hall:** Coliseo Humberto Perea  
**Match duration:** **Start:** 15:00 **End:** 16:14 **Total:** 1:14

Teams	Sets	1	2	3	4	5	Total
VEN	3	25	25	25			75
TTO	0	16	16	17			49
<b>Set duration</b>		0:23	0:22	0:23			1:08

**Referees:** MALDONADO, Walda (GUA) & BORROTO, Ricardo (CUB)

VEN • Venezuela		1	2	3	4	5	Pts
1	L Briceno Regulo (L)						
2	Barreto Jhonlenn (WS)		■	■			4
4	L Mata Héctor (L)	L	L	L			
5	Rodriguez Emerson (OP)		■				
7	Valencia Edson (MB)		■	■			3
8	Gomez Jesus (OP)		□	■	■		11
9	Carrasco Jose (S)		■				
11	Verdi José (MB)		■		■		1
15	Arias Luis (OP)		□	■	■		16
16	Viloria Paul (MB)		□	■	■		6
17	Fayola Ronald (WS)		■				2
18	Quijada Jonathan (MB)						
19	Rivas Willner (WS)		■				8
22	Velasquez Armando (S)			■	■		

**Coach:** RONAL SARTI (VEN)  
**Assistant:** ANDRES MANZANILLO (VEN)

TTO • Trinidad & Tobago		1	2	3	4	5	Pts
1	Cockburn-Harris Che (MB)						
3	L Davidson Marley (L)		L	L			
4	Grant Newton (S)				□		
5	Bushe Akim (WS)		■	■	□		3
7	Phillip Marlon (WS)				■		
8	Donald Kameron (S)		■	■	■		
10	Hoyte Mikheil (MB)		■	■	■		7
11	Stewart Ryan (OP)		■		■		1
12	Prescott Nicholas (OP)				■	□	11
14	Honore Marc (MB)				■	■	8
15	L Mohammed Joshua (L)		L	L	L		
17	Noreiga Nathanael (WS)						
18	Legall Brandon (WS)		■	■	■		8
20	Daniel Kwesi (MB)						

**Coach:** Sean Morrison (TTO)  
**Assistant:** Tobias Ottley (TTO)

## TEAMS AND PLAYERS PERFORMANCES

Won Pts	Total Atts	No Name
42	73	<b>Total Team</b>
14	25	15 Arias Luis (OP)
11	18	8 Gomez Jesus (OP)
7	32	<b>Total Team</b>
4	5	19 Rivas Willner (WS)
1	7	16 Viloria Paul (MB)
2	72	<b>Total Team</b>
1	8	16 Viloria Paul (MB)
1	15	15 Arias Luis (OP)
24		<b>Total Team</b>
75	177	<b>Total Team</b>

Scoring Skills
<b>Spike</b>
<b>Block</b>
<b>Serve</b>
<b>Opp. error</b>
<b>Total</b>

Won Pts	Total Atts	No Name
31	80	<b>Total Team</b>
10	19	12 Prescott Nicholas (OP)
8	15	18 Legall Brandon (WS)
7	32	<b>Total Team</b>
3	10	14 Honore Marc (MB)
2	10	10 Hoyte Mikheil (MB)
0	51	<b>Total Team</b>
11		<b>Total Team</b>
49	163	<b>Total Team</b>

16	43	15 Arias Luis (OP)
----	----	--------------------

Best Scorer
11

11	24	12 Prescott Nicholas (OP)
----	----	---------------------------


Excellent	Total Atts	No Name
16	48	<b>Total Team</b>
5	10	4 Mata Héctor (L)
3	4	2 Barreto Jhonlenn (WS)
40	69	<b>Total Team</b>
23	37	22 Velasquez Armando (S)
28	44	<b>Total Team</b>
12	16	2 Barreto Jhonlenn (WS)
4	12	19 Rivas Willner (WS)

Non scoring Skills
<b>Dig</b>
<b>Set</b>
<b>Reception</b>
<b>Success - Faults</b>
<b># Attempts</b>

Excellent	Total Atts	No Name
14	54	<b>Total Team</b>
4	9	15 Mohammed Joshua (L)
3	8	18 Legall Brandon (WS)
25	73	<b>Total Team</b>
25	69	8 Donald Kameron (S)
30	67	<b>Total Team</b>
11	22	5 Bushe Akim (WS)
7	27	18 Legall Brandon (WS)

■ Starting line-up    Pts = Points scored    [nn] = Captain  
□ Substitute    Atts = Attempts    L = Libero  
Opp = Opponent

Name game jury president: Cigano Salyo  
Signature: [Signature]





# P-2 VOLLEYBALL • Match result

## XXIII Juegos Centro Americanos y del Caribe 2018 Classification 5/8



Match: 16 Date: 01/08/2018 Spectators: 900  
 City: Barranquilla  
 Hall: Coliseo Humberto Perea  
 Match duration: Start: 17:00 End: 18:21 Total: 1:21

Teams	Sets	1	2	3	4	5	Total
GUA	0	19	19	20			58
DOM	3	25	25	25			75
Set duration		0:21	0:29	0:25			1:15

Referees: CASTRO, Omar (COL) & ROA, Pedro (VEN)

GUA • Guatemala		1	2	3	4	5	Pts
1	Nery Jeyson (WS)						5
2	Lopez Carlos (WS)	■	■	■	■	■	6
3	Chacon Wagner (WS)	■	■	■	■	■	9
4	Menendez Axel (WS)	□	□	□	□	□	
6	Pineda Edras (MB)					■	
7	Ruano Adan (S)	■	■	■	■	■	1
8	L Santa Cruz Luis (L)	L	L	L			
9	Maldonado Edgar (OP)	■	■	■	■	■	6
10	Ralon Diego (S)	□	□				
11	Mendoza Ricardo (MB)						
12	L Pineda Tirso (L)						
13	Colindres Erick (MB)						
14	Chinchilla Brandon (MB)	■	■	■	■	■	4
15	Aragon Leonel (MB)	■	■	■	■	■	4

DOM • Dominican Republic		1	2	3	4	5	Pts
1	Tapia Henry (OP)	■	■	■	■	■	18
3	Contrera Elvis (WS)						
4	Hernandez Wilfrido (WS)	■	■				4
5	L Miseses Enger (L)	L	L	L			
6	Garcia Pedro (OP)						
7	Frias Mario (MB)	■	■	■	■	■	5
8	Lopez Henry (WS)	■	■	■	■	■	22
9	L Tolentino Braymer (L)	L	L	L			
10	Abreu Francisco (S)						
11	Caceres Jose (OP)		□	■			3
12	Arredondo Francisco (S)	■	■	■	■	■	4
14	Romero Felix (MB)	■	■				
15	Paulino Richi (MB)						
19	Cruz Hector (WS)		□	■			5

Coch: Reider Lucas Mora (CUB)  
 Assistant: Luis Fernando Castañ (GUA)

Coch: Jose Gutierrez (VEN)  
 Assistant: Amaury Martinez (DOM)

### TEAMS AND PLAYERS PERFORMANCES

Won Pts	Total Atts	No Name	Scoring Skills	Won Pts	Total Atts	No Name
29	84	Total Team		46	83	Total Team
8	19	3 Chacon Wagner (WS)	Spike	18	27	8 Lopez Henry (WS)
6	23	2 Lopez Carlos (WS)		14	28	1 Tapia Henry (OP)
5	37	Total Team	Block	9	45	Total Team
2	8	9 Maldonado Edgar (OP)		2	5	8 Lopez Henry (WS)
1	3	3 Chacon Wagner (WS)	Serve	2	10	7 Frias Mario (MB)
1	59	Total Team		6	73	Total Team
1	12	7 Ruano Adan (S)	Opp. error	2	16	1 Tapia Henry (OP)
23		Total Team	Total	2	16	12 Arredondo Francisco (S)
58	180	Total Team		14		Total Team

9	33	3 Chacon Wagner (WS)	Best Scorer	22	39	8 Lopez Henry (WS)
---	----	----------------------	-------------	----	----	--------------------

Excellent	Total Atts	No Name	Non scoring Skills	Excellent	Total Atts	No Name
20	67	Total Team		29	67	Total Team
10	21	8 Santa Cruz Luis (L)	Dig	7	14	9 Tolentino Braymer (L)
4	18	3 Chacon Wagner (WS)		5	7	5 Miseses Enger (L)
24	87	Total Team	Set	34	82	Total Team
20	59	7 Ruano Adan (S)		34	75	12 Arredondo Francisco (S)
21	59	Total Team	Reception	27	51	Total Team
5	14	8 Santa Cruz Luis (L)	Success - Faults	8	15	8 Lopez Henry (WS)
8	21	2 Lopez Carlos (WS)	# Attempts	9	20	4 Hernandez Wilfrido (WS)

■ Starting line-up    Pts = Points scored    [nn] = Captain  
 □ Substitute    Atts = Attempts    L = Libero  
 Opp = Opponent

Name game jury president: *M. Motta*  
 Signature: *[Signature]*





# P-2 VOLLEYBALL • Match result

## XXIII Juegos Centro Americanos y del Caribe 2018 Semifinals



**Match:** 17 **Date:** 01/08/2018 **Spectators:** 1.500  
**City:** Barranquilla  
**Hall:** Coliseo Humberto Perea  
**Match duration:** Start: 19:00 End: 21:20 Total: 2:20

Teams	Sets	1	2	3	4	5	Total
MEX	1	29	23	15	22		89
PUR	3	27	25	25	25		102
<b>Set duration</b>		0:36	0:33	0:27	0:35		2:11

**Referees:** PEREZ, Josmer (NOR) & CESPEDES, Denis (DOM)

MEX • Mexico		1	2	3	4	5	Pts
1	Vargas Daniel (OP)	■	■	■	■		22
3	Garay Ridi (OP)			□			
4	Ruiz De La Cruz Gonzalo (WS)	■	■	■	■		11
5 L	Rangel Jesús (L)					L	
6	Perales Jesús (S)			□			
8	Cruz Gabriel (MB)			□			
10	Rangel Pedro (S)	■	■	■	■		4
11	Barajas Jorge (WS)	■	■	■	■		11
12	Martínez Jose (MB)	■	■	■	■		5
14	Martínez Jonathan (MB)	■	■	■	■		8
15 L	Martínez Alan (L)	L	L	L	L		
17	Orellana Nestor (OP)	□	□	□			
20	Duarte Julian (WS)	□	□	□	□		1
23	Moreno Alejandro (WS)	□		□			

PUR • Puerto Rico		1	2	3	4	5	Pts
1	Morales Steven (MB)	■	■	■	■		8
2	Goas Edgardo (S)	□	□	□			
3	Guzman Pablo (WS)	□	□	■	■		9
4 L	Del Valle Dennis (L)	L	L	L	L		
6	Perez Ángel (S)	■	■	■	■		2
8	Rivera Eddie (WS)	■	■		□		5
10	Cruz Ezequiel (OP)			□			1
11	Torres Maurice (OP)	■	■	■	■		24
12	Lopez Kevin (WS)						
13	Sánchez Sequiel (WS)	■	■	■	■		25
15	Rodríguez Jonathan (MB)						
16	Burgos Ramon (MB)	□	□		□		
17	Colon Jessie (MB)	■	■	■	■		4
24 L	Cabrera Arnel (L)	L	L	L	L		

**Coach:** Jorge Miguel Azair L (MEX)  
**Assistant:** Adrian Delgado (USA)

**Coach:** Oswald Antonetti (PUR)  
**Assistant:** Manuel Acevedo (PUR)

### TEAMS AND PLAYERS PERFORMANCES

Won Pts	Total Atts	No Name
50	106	Total Team
18	33	1 Vargas Daniel (OP)
10	21	4 Ruiz De La Cruz Gonzalo
12	64	Total Team
4	17	1 Vargas Daniel (OP)
3	10	12 Martínez Jose (MB)
0	90	Total Team
27		Total Team
89	260	Total Team

Scoring Skills
Spike
Block
Serve
Opp. error
Total

Won Pts	Total Atts	No Name
65	117	Total Team
22	32	13 Sánchez Sequiel (WS)
21	42	11 Torres Maurice (OP)
10	50	Total Team
3	5	3 Guzman Pablo (WS)
3	8	13 Sánchez Sequiel (WS)
3	101	Total Team
3	23	11 Torres Maurice (OP)
24		Total Team
102	268	Total Team

22	65	1 Vargas Daniel (OP)
----	----	----------------------

Best Scorer		
25	57	13 Sánchez Sequiel (WS)

25	57	13 Sánchez Sequiel (WS)
----	----	-------------------------

Excellent	Total Atts	No Name
13	61	Total Team
3	8	1 Vargas Daniel (OP)
3	14	15 Martínez Alan (L)
29	98	Total Team
29	86	10 Rangel Pedro (S)
34	81	Total Team
14	22	11 Barajas Jorge (WS)
10	24	15 Martínez Alan (L)

Non scoring Skills
Dig
Set
Reception
Success - Faults
# Attempts

Excellent	Total Atts	No Name
26	75	Total Team
6	11	4 Del Valle Dennis (L)
5	9	24 Cabrera Arnel (L)
57	106	Total Team
56	97	6 Perez Angel (S)
44	79	Total Team
10	17	3 Guzman Pablo (WS)
17	30	24 Cabrera Arnel (L)

■ Starting line-up    Pts = Points scored    nn = Captain  
 □ Substitute        Atts = Attempts        L = Libero  
 Opp = Opponent

Name game jury president: *Ramon A. Garza R.*  
 Signature: *[Signature]*







# P-2 VOLLEYBALL • Match result

## XXIII Juegos Centro Americanos y del Caribe 2018 Semifinals

Match: 18 Date: 01/08/2018 Spectators: 2.000  
City: Barranquilla  
Hall: Coliseo Humberto Perea  
Match duration: Start: 21:46 End: 0:31 Total: 2:45

Teams	Sets	1	2	3	4	5	Total
COL	3	20	25	20	30	23	118
CUB	2	25	11	25	28	21	110
Set duration		0:25	0:33	0:25	0:39	0:31	2:33

Referees: ORTIZ, Héctor (PUR) & MACIAS, Luis (MEX)

COL • Colombia		1	2	3	4	5	Pts
1	Jimenez Ronald (WS)	■	■	■	■	■	13
2	L Garcia Jose (L)	L	L	L	L	L	
3	Adonis Herrera (WS)	■	■	■	■	■	8
4	Vinasco Julian (S)			□	□	□	
5	Mendoza Renzo (MB)	■	■			□	4
6	Machacon Humberto (WS)						
7	Agamez Liberman (OP)	■	■	■	■	■	36
8	Mejia Leandro (MB)		□	■	■	■	9
10	Larrahondo Gustavo (OP)						
13	Ambuila Juan (S)	■	■	■	■	■	5
14	Carabali Kevin (MB)	■	■	■	■	■	11
15	L Ruiz Victor (L)	L	L		L	L	
17	Alomia Carlos (WS)			□	□	□	1
18	Renteria David (WS)		□	□			

CUB • Cuba		1	2	3	4	5	Pts
1	Masso Jose (MB)			□	□	□	
2	Mergarejo Osniel (WS)	■	■	■	■	■	11
3	Yant Marlon (WS)	□	□	□	■	■	17
4	Jimenez Javier (WS)		□	□			
5	Concepcion Javier (MB)	■	■	■	■	■	4
7	L Garcia Yonder (L)	L	L	L	L	L	
9	Osoria Livan (MB)	■	■	■	■	■	11
10	Gutierrez Miguel (OP)	■	■	■	■		6
11	Taboada Livan (S)						
13	Romero Jose (OP)		□				
14	Goide Adrian (S)	■	■	■	■	■	1
17	Alonso Roamy (MB)	□	□	□	□	□	1
18	Lopez Miguel (WS)	■	■	■	■	■	29
19	L Salazar Lionnis (L)						

Coach: ELISEO RAMOS RIVAS (COL)  
Assistant: ARNALDO LORENZO SEVI (COL)

Coach: NICOLAS ERNESTO VIVE (CUB)  
Assistant: YOSVANY MUNOZ (CUB)

### TEAMS AND PLAYERS PERFORMANCES

Won Pts	Total Atts	No Name
70	123	Total Team
33	54	7 Agamez Liberman (OP)
9	24	1 Jimenez Ronald (WS)
12	60	Total Team
3	13	13 Ambuila Juan (S)
3	13	14 Carabali Kevin (MB)
5	117	Total Team
2	19	1 Jimenez Ronald (WS)
1	16	8 Mejia Leandro (MB)
31		Total Team
118	300	Total Team

Scoring Skills
Spike
Block
Serve
Opp. error
Total

Won Pts	Total Atts	No Name
60	102	Total Team
24	33	18 Lopez Miguel (WS)
17	33	3 Yant Marlon (WS)
15	74	Total Team
6	13	2 Mergarejo Osniel (WS)
4	15	9 Osoria Livan (MB)
5	111	Total Team
2	23	18 Lopez Miguel (WS)
2	18	9 Osoria Livan (MB)
30		Total Team
110	287	Total Team

36	83	7 Agamez Liberman (OP)
----	----	------------------------

Best Scorer
29

29	69	18 Lopez Miguel (WS)
----	----	----------------------

Excellent	Total Atts	No Name
28	69	Total Team
8	11	15 Ruiz Victor (L)
7	11	2 Garcia Jose (L)
19	121	Total Team
19	115	13 Ambuila Juan (S)
59	103	Total Team
32	52	3 Adonis Herrera (WS)

Non scoring Skills
Dig
Set
Reception
Success - Faults
# Attempts

Excellent	Total Atts	No Name
23	89	Total Team
6	18	18 Lopez Miguel (WS)
6	14	7 Garcia Yonder (L)
24	103	Total Team
24	91	14 Goide Adrian (S)
39	81	Total Team
10	17	7 Garcia Yonder (L)
12	24	2 Mergarejo Osniel (WS)

■ Starting line-up Pts = Points scored nn = Captain  
□ Substitute Atts = Attempts L = Libero  
Opp = Opponent

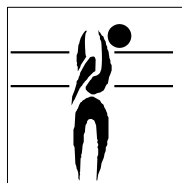
Name game jury president: Felix A. Sabio  
Signature:





# P-5 VOLLEYBALL • Players ranking by skills

## XXIII Juegos Centro Americanos y del Caribe 2018



### Best Scorers

Rk	No	Name	Team	Spike	Block	Serve	Total
1	7	Agamez Liberman (OP)	COL	104	10	9	123
2	1	Vargas Daniel (OP)	MEX	59	7	3	69
2	5	Rodriguez Emerson (OP)	VEN	60	2	7	69
4	18	Lopez Miguel (WS)	CUB	53	6	5	64
5	11	Torres Maurice (OP)	PUR	50	3	8	61
6	4	Ruiz De La Cruz Gonzalo (WS)	MEX	41	8	2	51
7	19	Rivas Willner (WS)	VEN	40	8	2	50
8	13	Sánchez Sequiel (WS)	PUR	40	6	2	48
8	18	Legall Brandon (WS)	TTO	48	0	0	48
10	3	Chacon Wagner (WS)	GUA	36	6	5	47
11	2	Mergarejo Osniel (WS)	CUB	35	8	3	46
12	11	Barajas Jorge (WS)	MEX	43	1	1	45
13	11	Stewart Ryan (OP)	TTO	34	5	3	42
13	7	Valencia Edson (MB)	VEN	32	8	2	42
15	1	Tapia Henry (OP)	DOM	36	2	3	41
15	10	Gutierrez Miguel (OP)	CUB	35	0	6	41
15	11	Verdi José (MB)	VEN	34	6	1	41
18	14	Martínez Jonathan (MB)	MEX	21	14	2	37
18	17	Fayola Ronald (WS)	VEN	31	5	1	37
20	9	Osoria Livan (MB)	CUB	19	11	6	36
21	3	Contrera Elvis (WS)	DOM	31	2	2	35
21	14	Honore Marc (MB)	TTO	24	10	1	35
21	2	Lopez Carlos (WS)	GUA	33	1	1	35
24	3	Adonis Herrera (WS)	COL	24	6	4	34
25	8	Mejia Leandro (MB)	COL	25	7	1	33
26	3	Guzman Pablo (WS)	PUR	26	3	3	32
26	10	Hoyte Mikheil (MB)	TTO	24	8	0	32
28	5	Mendoza Renzo (MB)	COL	25	5	1	31
29	1	Nery Jeyson (WS)	GUA	28	2	0	30
30	11	Caceres Jose (OP)	DOM	24	3	2	29
30	4	Hernandez Wilfrido (WS)	DOM	24	1	4	29
30	6	Machacon Humberto (WS)	COL	24	4	1	29
30	1	Jimenez Ronald (WS)	COL	24	3	2	29
30	14	Carabali Kevin (MB)	COL	21	5	3	29
35	5	Concepcion Javier (MB)	CUB	16	8	3	27
35	12	Martinez Jose (MB)	MEX	16	9	2	27
35	15	Arias Luis (OP)	VEN	23	2	2	27
38	9	Maldonado Edgar (OP)	GUA	20	5	1	26
39	8	Lopez Henry (WS)	DOM	21	2	2	25
39	15	Aragon Leonel (MB)	GUA	18	5	2	25
41	7	Frias Mario (MB)	DOM	17	5	2	24
42	10	Rangel Pedro (S)	MEX	9	10	3	22
43	8	Rivera Eddie (WS)	PUR	13	2	6	21
44	3	Yant Marlon (WS)	CUB	20	0	0	20
44	14	Chinchilla Brandon (MB)	GUA	14	5	1	20
46	1	Morales Steven (MB)	PUR	14	3	1	18
46	12	Prescott Nicholas (OP)	TTO	17	1	0	18
46	5	Bushe Akim (WS)	TTO	12	6	0	18
49	17	Colon Jessie (MB)	PUR	9	7	0	16
49	2	Barreto Jhonlenn (WS)	VEN	14	0	2	16
<b>Total tournament</b>				1.571	294	149	2.014





# P-5 VOLLEYBALL • Players ranking by skills

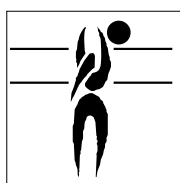
XXIII Juegos Centro Americanos y del Caribe 2018



## Best Spikers

Limit: 15.00%

Rk	No	Name	Team	Spikes	Faults	Shots	Total Attempts	Succ. %
1	18	Lopez Miguel (WS)	CUB	53	11	19	83	63.86
2	2	Mergarejo Osniel (WS)	CUB	35	6	16	57	61.40
3	13	Sánchez Sequiel (WS)	PUR	40	6	21	67	59.70
4	11	Torres Maurice (OP)	PUR	50	12	27	89	56.18
5	7	Agamez Liberman (OP)	COL	104	27	55	186	55.91
6	5	Rodriguez Emerson (OP)	VEN	60	21	28	109	55.05
7	1	Tapia Henry (OP)	DOM	36	10	20	66	54.55
8	4	Ruiz De La Cruz Gonzalo (WS)	MEX	41	11	26	78	52.56
9	10	Gutierrez Miguel (OP)	CUB	35	18	14	67	52.24
10	11	Stewart Ryan (OP)	TTO	34	16	18	68	50.00
<b>Total Tournament</b>				1.571	543	1.048	3.162	49.68



## Best Blockers

Rk	No	Name	Team	Kill Blocks	Faults	Rebounds	Total Attempts	Avg. by set
1	14	Martínez Jonathan (MB)	MEX	14	26	17	57	0.82
2	9	Osoria Livan (MB)	CUB	11	18	13	42	0.79
3	14	Honore Marc (MB)	TTO	10	22	21	53	0.67
4	10	Rangel Pedro (S)	MEX	10	14	13	37	0.59
5	2	Mergarejo Osniel (WS)	CUB	8	12	10	30	0.57
6	5	Concepcion Javier (MB)	CUB	8	24	8	40	0.57
7	17	Colon Jessie (MB)	PUR	7	11	7	25	0.54
8	12	Martinez Jose (MB)	MEX	9	14	20	43	0.53
9	10	Hoyte Mikheil (MB)	TTO	8	12	16	36	0.53
10	7	Agamez Liberman (OP)	COL	10	13	10	33	0.48
<b>Total Tournament</b>				294	770	569	1.633	4.52



## Best Servers

Rk	No	Name	Team	Aces	Faults	Serve Hits	Total Attempts	Avg. by set
1	11	Torres Maurice (OP)	PUR	8	12	34	54	0.62
2	8	Rivera Eddie (WS)	PUR	6	2	21	29	0.46
3	9	Osoria Livan (MB)	CUB	6	7	44	57	0.43
4	10	Gutierrez Miguel (OP)	CUB	6	7	30	43	0.43
5	7	Agamez Liberman (OP)	COL	9	27	42	78	0.43
6	18	Lopez Miguel (WS)	CUB	5	12	43	60	0.36
7	5	Rodriguez Emerson (OP)	VEN	7	13	38	58	0.35
8	3	Chacon Wagner (WS)	GUA	5	5	40	50	0.31
9	4	Hernandez Wilfrido (WS)	DOM	4	7	37	48	0.29
10	7	Ruano Adan (S)	GUA	4	3	55	62	0.25
<b>Total Tournament</b>				149	446	2.243	2.838	2.29








# P-5 VOLLEYBALL • Players ranking by skills

XXIII Juegos Centro Americanos y del Caribe 2018



## Best Diggers

Rk	No	Name	Team	Digs	Faults	Receptions	Total Attempts	Avg. by set
1	7	Garcia Yonder (L)	CUB	26	12	9	47	1.86
2	5	Mieses Enger (L)	DOM	23	13	8	44	1.64
3	8	Santa Cruz Luis (L)	GUA	26	23	18	67	1.63
4	4	Del Valle Dennis (L)	PUR	21	6	6	33	1.62
5	4	Mata Héctor (L)	VEN	30	25	20	75	1.50
6	15	Mohammed Joshua (L)	TTO	22	23	16	61	1.47
7	18	Legall Brandon (WS)	TTO	21	10	8	39	1.40
8	15	Ruiz Victor (L)	COL	24	17	7	48	1.14
9	24	Cabrera Arnel (L)	PUR	13	6	7	26	1.00
10	15	Martinez Alan (L)	MEX	17	22	11	50	1.00
<b>Total Tournament</b>				664	709	759	2.132	10.22



## Best Setters

Rk	No	Name	Team	Running Sets	Faults	Still Sets	Total Attempts	Avg. by set
1	6	Perez Angel (S)	PUR	113	2	100	215	8.69
2	9	Carrasco Jose (S)	VEN	166	3	165	334	8.30
3	10	Rangel Pedro (S)	MEX	131	1	163	295	7.71
4	14	Goide Adrian (S)	CUB	98	2	136	236	7.00
5	13	Ambuila Juan (S)	COL	135	8	252	395	6.43
6	7	Ruano Adan (S)	GUA	91	9	195	295	5.69
7	8	Donald Kameron (S)	TTO	77	5	234	316	5.13
8	12	Arredondo Francisco (S)	DOM	55	2	87	144	3.93
9	10	Abreu Francisco (S)	DOM	48	1	109	158	3.43
10	22	Velasquez Armando (S)	VEN	50	-	35	85	2.50
<b>Total Tournament</b>				1.040	47	1.987	3.074	16.00



## Best Receivers

Limit: 20.00%


Rk	No	Name	Team	Excellents	Faults	Serve Receptions	Total Attempts	Eff. %
1	7	Garcia Yonder (L)	CUB	39	-	18	57	68.42
2	3	Guzman Pablo (WS)	PUR	36	1	17	54	64.81
3	24	Cabrera Arnel (L)	PUR	36	2	16	54	62.96
4	2	Garcia Jose (L)	COL	64	7	26	97	58.76
5	3	Adonis Herrera (WS)	COL	81	10	30	121	58.68
6	6	Machacon Humberto (WS)	COL	45	1	33	79	55.70
7	3	Contrera Elvis (WS)	DOM	38	4	20	62	54.84
8	4	Mata Héctor (L)	VEN	47	6	22	75	54.67
9	11	Barajas Jorge (WS)	MEX	77	13	39	129	49.61
10	5	Mieses Enger (L)	DOM	35	5	24	64	46.88
<b>Total Tournament</b>				1.191	175	1.017	2.383	42.64





# P-5 VOLLEYBALL • Players ranking by skills

XXIII Juegos Centro Americanos y del Caribe 2018



## Best Liberos

Rk	No	Name	Team	Excellents	Faults	In play	Total attempts	Avg. by set
1	7	Garcia Yonder (L)	CUB	65	12	27	104	4.64
2	5	Mieses Enger (L)	DOM	58	18	32	108	4.14
3	2	Garcia Jose (L)	COL	82	15	34	131	3.90
4	4	Mata Héctor (L)	VEN	77	31	42	150	3.85
5	24	Cabrera Arnel (L)	PUR	49	8	23	80	3.77
6	15	Mohammed Joshua (L)	TTO	54	30	42	126	3.60
7	8	Santa Cruz Luis (L)	GUA	55	26	49	130	3.44
8	15	Martinez Alan (L)	MEX	50	28	42	120	2.94
9	4	Del Valle Dennis (L)	PUR	27	6	9	42	2.08
10	15	Ruiz Victor (L)	COL	29	17	7	53	1.38
11	5	Rangel Jesus (L)	MEX	17	4	11	32	1.00
12	9	Tolentino Braymer (L)	DOM	10	7	8	25	0.71
13	12	Pineda Tirso (L)	GUA	10	5	9	24	0.63
14	3	Davidson Marley (L)	TTO	2	1	1	4	0.13
15	19	Salazar Lionnis (L)	CUB	1			1	0.07
16	1	Briceno Regulo (L)	VEN	1	2		3	0.05





# P-6 VOLLEYBALL • Teams ranking by skills

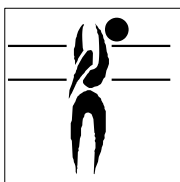
## XXIII Juegos Centro Americanos y del Caribe 2018



### Best Spikers

Limit: 15.00%

Rk	Team	Spikes	Faults	Shots	Total Attempts	Succ. %
1	CUB Cuba	185	51	75	311	59.49
2	PUR Puerto Rico	179	33	104	316	56.65
3	COL Colombia	269	80	145	494	54.45
4	MEX Mexico	205	53	153	411	49.88
5	VEN Venezuela	250	86	168	504	49.60
6	DOM Dominican Republic	168	62	117	347	48.41
7	TTO Trinidad & Tobago	164	87	106	357	45.94
8	GUA Guatemala	151	91	180	422	35.78
<b>Total Tournament</b>		1.571	543	1.048	3.162	49.68



### Best Blockers

Rk	Team	Kill Blocks	Faults	Rebounds	Total Attempts	Avg. by set
1	MEX Mexico	61	104	83	248	3.59
2	CUB Cuba	40	96	61	197	2.86
3	PUR Puerto Rico	33	76	47	156	2.54
4	COL Colombia	48	131	82	261	2.29
5	TTO Trinidad & Tobago	30	71	76	177	2.00
6	VEN Venezuela	34	111	108	253	1.70
7	DOM Dominican Republic	23	82	50	155	1.64
8	GUA Guatemala	25	99	62	186	1.56
<b>Total Tournament</b>		294	770	569	1.633	4.52



### Best Servers

Rk	Team	Aces	Faults	Serve Hits	Total Attempts	Avg. by set
1	PUR Puerto Rico	25	54	243	322	1.92
2	CUB Cuba	24	46	264	334	1.71
3	COL Colombia	27	96	352	475	1.29
4	DOM Dominican Republic	17	62	205	284	1.21
5	VEN Venezuela	21	52	370	443	1.05
6	MEX Mexico	17	59	313	389	1.00
7	GUA Guatemala	14	32	261	307	0.88
8	TTO Trinidad & Tobago	4	45	235	284	0.27
<b>Total Tournament</b>		149	446	2.243	2.838	2.29








# P-6 VOLLEYBALL • Teams ranking by skills

## XXIII Juegos Centro Americanos y del Caribe 2018



### Best Diggers

Rk	Team	Digs	Faults	Receptions	Total Attempts	Avg. by set
1	PUR Puerto Rico	76	59	83	218	5.85
2	CUB Cuba	78	66	75	219	5.57
3	DOM Dominican Republic	75	74	81	230	5.36
4	TTO Trinidad & Tobago	79	96	74	249	5.27
5	COL Colombia	105	98	87	290	5.00
6	GUA Guatemala	77	103	135	315	4.81
7	VEN Venezuela	96	120	149	365	4.80
8	MEX Mexico	78	93	75	246	4.59
<b>Total Tournament</b>		664	709	759	2.132	10.22



### Best Setters

Rk	Team	Running Sets	Faults	Still Sets	Total Attempts	Avg. by set
1	VEN Venezuela	216	6	262	484	10.80
2	PUR Puerto Rico	137	2	164	303	10.54
3	MEX Mexico	146	2	239	387	8.59
4	CUB Cuba	104	4	191	299	7.43
5	DOM Dominican Republic	103	4	234	341	7.36
6	COL Colombia	150	12	328	490	7.14
7	GUA Guatemala	107	9	304	420	6.69
8	TTO Trinidad & Tobago	77	8	265	350	5.13
<b>Total Tournament</b>		1.040	47	1.987	3.074	16.00



### Best Receivers

Limit: 20.00%

Rk	Team	Excellents	Faults	Serve Receptions	Total Attempts	Eff. %
1	PUR Puerto Rico	124	6	83	213	55.40
2	COL Colombia	227	26	142	395	50.89
3	CUB Cuba	116	8	97	221	48.87
4	DOM Dominican Republic	137	22	109	268	42.91
5	VEN Venezuela	186	28	156	370	42.70
6	MEX Mexico	153	25	126	304	42.11
7	TTO Trinidad & Tobago	124	29	138	291	32.65
8	GUA Guatemala	124	31	166	321	28.97
<b>Total Tournament</b>		1.191	175	1.017	2.383	42.64





## **Colombia upset Cuba to face Puerto Rico in CACG title match**

BARRANQUILLA, Colombia, August 1<sup>st</sup>, 2018.- Colombia will face Puerto Rico in the men's volleyball tournament of the 2018 Barranquilla XXIII Central American and Caribbean Games at Humberto Perea Coliseum.

Puerto Rico advanced into their fifth title match in a row, looking to win their seventh overall gold after beating Mexico 3-1 (27-29, 25-23, 25-15, 25-22) in the first semifinal.

Colombia defeated Cuba in five demanding sets 3-2 (20-25, 25-11, 20-25, 30-28, 23-21). The challenging thriller clash moved Colombia to reach their first ever Central American and Caribbean title match.

### **Venezuela 3, Trinidad y Tobago 0**

Venezuela beat Trinidad and Tobago 3-0 (25-16, 25-16, 25-17) to play for fifth place. Venezuela's rhythm wasn't the same shown during the previous days but still they prevailed without setbacks in the classification match for 5 to 8 positions against Trinidad and Tobago. Venezuela waits for the winner between Guatemala and Dominican Republic. The winners scored with 42-31 advantage in attacks and 2-0 margin in aces. Both teams scored 7 points on blocks. Venezuela scored 23 points on Trinidad and Tobago's errors while limiting to 12 their own. Opposite players Luis Arias and Jesus Gomez of Venezuela, scored 16 and 11 points accordingly. Opposite Nicholas Prescott finished with 11 points for Trinidad and Tobago, accompanied by middle blockers Marc Honore and Kwesi Daniel with 8 points apiece.

### **Dominican Republic 3, Guatemala 0**

Dominican Republic prevailed over Guatemala 3-0 (25-19, 25-19, 25-20) and will face Venezuela for fifth place. Dominican Republic controlled Guatemala with powerful attacks and is set to face Venezuela on the last day of competition for fifth place; they faced each other in pool-play with Venezuela winning in five sets. Guatemala will meet Trinidad and Tobago for seventh place. Dominicans came out on top the Central Americans with huge 46-29 advantage in spikes, 9-5 in blocks and 6-1 in aces. Dominican Republic finished with 23 unforced errors and Guatemala with 14. Wing spiker Henry Lopez led Dominican's offense with 22 points including 18 kills and 2 blocks, and opposite Tapia Henry added 18 points including 14 attacks and 2 aces. Wagner Chacon with 9 points was Guatemala's best scorer.

### **Puerto Rico 3, Mexico 1**

Puerto Rico advanced into their fifth title match in a row, after beating Mexico 3-1 (27-29, 25-23, 25-15, 25-22). Puerto Rico has won the Central American and Caribbean gold on six occasions of the total of eight title matches in the history of the event; this is their fifth title match in a row since 2002. Puerto Rico's recovery after losing a neck to neck first set was remarkable, improving on back to back three remaining sets. It seemed that Mexico would win the second set but Puerto

Rico's rhythm and velocity went only to improve. Puerto Rico led in spikes 65-50 and aces 3-0, but Mexico held a 12-10 advantage in blocks. Puerto Rico allowed 27 points on errors and scored on 24 opponent errors. Wing spiker Sequiel Sanchez and opposite player Maurice Torres carried Puerto Rico into the title match with 25 and 24 points respectively. Sanchez scored on 22 kills and 3 blocks, while Torres pushed on 21 kills and 3 aces. Opposite Daniel Vargas of Mexico scored 22 points on 18 kills and 4 blocks and wing spiker Jorge Barajas registered 11 points.

### **Colombia 3, Cuba 2**

Colombia defeated Cuba in five demanding sets 3-2 (20-25, 25-11, 20-25, 30-28, 23-21) to play for the first time ever a title match. It was a challenging thriller clash that excited all the supporters at the Humberto Perea Coliseum, after the hosts reached the historic title match. Colombia will face Puerto Rico in the gold medal match, having faced each other in pool-play where Puerto Rico took the win; while Cuba will play for bronze against Mexico. The nerves were high after Colombia lost the first set under Cuba's powerful scorers. In set two, Colombia was loud when they led 11-9 and the referees detected an improper player in Cuba's line-up, putting Colombia on top with a huge 12-0 advantage. Sets were equally distributed, but the fourth set was the longest of the event until now, because of numerous unforced serving errors. Colombia held a 70-60 advantage in attacks and Cuba led in blocks 15-11; both teams scored 5 points in serves. Colombia committed 30 unforced errors and Cuba a total of 31. Liberman Agamez once again took charge of Colombia's offense line with 36 points on 33 powerful kills, 2 blocks and one ace. Ronald Jimenez joined with 13 points and Kevi Carabali added 11 tallies. Miguel Lopez topped Cuba's scorers with 29 points, followed by Marlon Yant with 17 points, Osniel Mergarejo and Livan Osoria contributed with 11 points apiece.

## **Colombia sorprendió a Cuba para enfrentarse a Puerto Rico por el título JCAC**

BARRANQUILLA, Colombia, 1 de agosto de 2018.- Colombia y Puerto Rico se enfrentarán del torneo de voleibol masculino de los XXIII Juegos Centroamericanos y del Caribe Barranquilla 2018 en el Coliseo Humberto Perea.

Puerto Rico avanzó a su quinta final en fila buscando ganar su séptima medalla de oro luego de derrotar a México 3-1 (27-29, 25-23, 25-15, 25-22).

Colombia derrotó Cuba en cinco exigentes sets 3-2 (20-25, 25-11, 20-25, 30-28, 23-21) en un exigente y emocionante duelo para avanzar por primera ocasión a disputar el título de Juegos Centroamericanos y del Caribe.

### **Venezuela 3, Trinidad y Tobago 0**

Venezuela venció a Trinidad y Tobago 3-0 (25-16, 25-16, 25-17) para jugar por el quinto lugar. Venezuela jugó a un ritmo distinto al que han jugado durante el torneo, pero aun así superaron sin complicaciones a Trinidad y Tobago en el juego de clasificación de las posiciones 5 al 8. Venezuela espera al ganador entre Guatemala y República Dominicana. Los vencedores anotaron por ventaja



42-31 en ataques y 2-0 en puntos de servicio. Ambos equipos anotaron 7 puntos de bloqueo. Venezuela anotó 23 puntos a través de errores de Trinidad y Tobago y limitó a 12 los suyos. Los jugadores opuestos Luis Arias y Jesús Gómez de Venezuela, anotaron 16 y 11 puntos respectivamente. El opuesto Nicholas Prescott finalizó con 11 puntos para Trinidad y Tobago, acompañado por los centrales Marc Honore y Kwesi Daniel con 8 puntos cada uno.

### **República Dominicana 3, Guatemala 0**

República Dominicana se impuso a Guatemala 3-0 (25-19, 25-19, 25-20) y se enfrentará a Venezuela por el quinto lugar. República Dominicana superó a Guatemala con potencia en el ataque y se alista para enfrentar a Venezuela en el último día de competencia por el quinto lugar del evento; ellos se enfrentaron en la ronda de grupos con triunfo de Venezuela en cinco sets. Guatemala se medirá ante Trinidad y Tobago por el séptimo lugar. Los dominicanos dominaron al equipo centroamericano por una amplia ventaja de 46-29 en ataques, 9-5 en bloqueos y 6-1 puntos de servicio. República Dominicana cometió 23 errores no forzados y Guatemala 14. El atacante de esquina Henry López encabezó la ofensiva dominicana con 22 puntos incluyendo 18 ataques y 2 bloqueos, y el opuesto Tapia Henry aportó 18 puntos incluyendo 14 ataques y 2 puntos de saque. Por Guatemala, el máximo anotador fue Wagner Chacón con 9 puntos.

### **Puerto Rico 3, México 1**

Puerto Rico avanzó a su quinta final en fila luego de derrotar a México 3-1 (27-29, 25-23, 25-15, 25-22). Puerto Rico ha ganado el título Centroamericano y del Caribe en seis ocasiones de un total de ocho juegos por el título en la historia del evento; este es su quinto juego en fila por el título desde 2002. Puerto Rico se recuperó espectacularmente luego de perder una batalla hombro a hombro en el primer set, solo para mejorar en los tres sets restantes. Parecía que México ganaba el segundo set, pero el ritmo y velocidad de Puerto Rico fue sobresaliente. Puerto Rico encabezó el ataque con 65-50 y el servicio 3-0, pero México tuvo ventaja 12-10 en bloqueo. Puerto Rico permitió 27 puntos por errores y anotó 25 a través de errores rivales. El atacante Sequiel Sánchez y el jugador opuesto Maurice Torres llevaron a Puerto Rico al juego por el título con 25 y 24 puntos respectivamente. Sánchez anotó por 22 ataques y 3 bloqueos, mientras que Torres presionó con 21 ataques y 3 puntos de servicio. El opuesto Daniel Vargas de México anotó 22 puntos con 18 ataques y 4 bloqueos, y el atacante de esquina Jorge Barajas terminó con registro de 11 puntos.

### **Colombia 3, Cuba 2**

Colombia derrotó Cuba en cinco exigentes sets 3-2 (20-25, 25-11, 20-25, 30-28, 23-21) para avanzar por primera ocasión a disputar el título. Un duelo exigente y emocionante que robó los aplausos de los asistentes en el Coliseo Humberto Perea, luego de que el anfitrión alcanzara una final histórica. Colombia se medirá ante Puerto Rico en el juego por la medalla de oro, quienes se enfrentaron en la ronda de grupos con triunfo de Puerto Rico; en tanto que Cuba discutirá el bronce ante México. El nerviosismo se hizo sentir desde que Colombia cayó en el primer set dominado por las potentes anotaciones de Cuba. En el segundo set, Colombia se hizo sentir cuando el anfitrión superaba 11-9 y el cuerpo arbitral detectó un jugador impropio en el equipo Cubano, otorgándole a Colombia una amplia ventaja por 12-0. Los sets se repartieron de igual

forma, pero fue el cuarto que se extendió por los numerosos errores no forzados en servicio, siendo el más largo del torneo hasta ahora. Colombia sostuvo una ventaja de 70-60 en ataques y Cuba lideró en bloqueos 15-11; ambos equipos anotaron 5 puntos de servicio. Colombia cometió 30 errores no forzados y Cuba un total de 31. Liberman Agamez nuevamente se encargó de la línea ofensiva colombiana con 36 puntos a través de 33 potentes ataques, 2 bloqueos y un punto de servicio. Ronald Jiménez se unió con 13 puntos y Kevin Carabali aportó 11 tantos. Miguel López que fue el máximo anotador de Cuba con 29 puntos, seguido por Marlon Yant con 17 puntos, Osniel Mergarejo y Livan Osoria contribuyeron con 11 puntos cada uno.