

XIII Copa Panamericana

oleibol masculino

Córdoba 2018

Del 28 de agosto al 2 de septiembre 2018

Arena Córdoba

Bulletin 6



H. AYUNTAMIENTO
CÓRDOBA
2018 - 2021

Copa Panamericana Voleibol Masculino

Veracruz, México • August 26-Sept. 3 2018



Calendario y Formato de Competencia / Competition Format and Match Schedule

GROUP-A

No.	Date	Time	Teams		LIVE SCOR E	Set	Result per set (points)					POINTS	TIME	FORMS	
							1	2	3	4	5				
2	28-ago	13:00	CHILE	vs	CUBA	1-3	22-25	25-17	19-25	21-25	87-92	1:47	P-2	P-3	
6	28-ago	21:00	MEXICO	vs	GUATEMALA	3-0	25-18	25-20	29-27		79-65	1:22	P-2	P-3	
7	29-ago	11:00	CUBA	vs	GUATEMALA	3-0	25-16	25-13	25-16		75-45	1:06	P-2	P-3	
12	29-ago	21:00	MEXICO	vs	CHILE	3-0	25-22	25-18	25-19		75-59	1:27	P-2	P-3	
14	30-ago	13:00	GUATEMALA	vs	CHILE	0-3	18-25	18-25	17-25		53-75	1:09	P-2	P-3	
18	30-ago	21:30	MEXICO	vs	CUBA	2-3	25-20	16-25	25-21	12-25	16-18	94-109	2:13	P-2	P-3

GROUP-B

No.	Date	Time	Teams		LIVE SCOR	Set	Result per set (points)					POINTS	TIME	FORMS
							1	2	3	4	5			
3	28-ago	15:00	BRAZIL	vs	DOMINICAN REPUBLIC	3-0	25-21	25-19	25-14		75-54	1:11	P-2	P-3
4	28-ago	17:00	CANADA	vs	COLOMBIA	3-1	25-19	23-25	25-22	25-22	98-88	1:48	P-2	P-3
8	29-ago	13:00	COLOMBIA	vs	BRAZIL	0-3	25-27	17-25	12-25		54-77	1:17	P-2	P-3
10	29-ago	17:00	DOMINICAN REPUBLIC	vs	CANADA	0-3	20-25	20-25	16-25		56-75	1:07	P-2	P-3
15	30-ago	15:00	COLOMBIA	vs	DOMINICAN REPUBLIC	0-3	23-25	24-26	25-27		72-78	1:28	P-2	P-3
16	30-ago	17:00	BRAZIL	vs	CANADA	3-0	25-20	25-15	25-23		75-58	1:24	P-2	P-3

GROUP-C

No.	Date	Time	Teams		LIVE SCOR	Set	Result per set (points)					POINTS	TIME	FORMS
							1	2	3	4	5			
1	28-ago	11:00	UNITED STATES	vs	PERU	3-0	25-21	25-14	26-24		76-59	1:22	P-2	P-3
5	28-ago	19:00	ARGENTINA	vs	PUERTO RICO	3-1	20-25	25-15	33-31	25-17	103-88	1:56	P-2	P-3
9	29-ago	15:00	PERU	vs	ARGENTINA	0-3	20-25	22-25	15-25		57-75	1:11	P-2	P-3
11	29-ago	19:00	PUERTO RICO	vs	UNITED STATES	3-1	23-25	25-18	25-19	25-21	98-83	2:01	P-2	P-3
13	30-ago	11:00	PERU	vs	PUERTO RICO	0-3	17-25	20-25	21-25		58-75	1:15	P-2	P-3
17	30-ago	19:00	UNITED STATES	vs	ARGENTINA	0-3	19-25	21-25	16-25		56-75	1:22	P-2	P-3

CLASSIFICATION 11 /12

No.	Date	Time	Teams		LIVE SCOR	Set	Result per set (points)					POINTS	TIME	FORMS
							1	2	3	4	5			
19	31-ago	13:00	4º "A" / "B" / "C" (2) PER	vs	4º "A" / "B" / "C" (3) GUA	1-3	16-25	25-23	23-25	19-25	83-98	1:51	P-2	P-3

CLASSIFICATION 7/10

No.	Date	Time	Teams		LIVE SCOR	Set	Result per set (points)					POINTS	TIME	FORMS
							1	2	3	4	5			
20	31-ago	15:00	3rd "A" / "B" / "C" (1) CHI	vs	4th A / B / C (1) COL	3-0	25-14	25-19	25-16		75-49	1:14	P-2	P-3
21	31-ago	17:00	3rd "A" / "B" / "C" (3) DOM	vs	3rd A / B / C (2) USA	0-3	23-25	17-25	26-28		66-78	1:27	P-2	P-3

QUATERFINALS

No.	Date	Time	Teams		LIVE SCOR	Set	Result per set (points)					POINTS	TIME	FORMS
							1	2	3	4	5			
22	31-ago	21:00	2nd "A" / "B" / "C" (1) MEX	vs	2nd A / B / C (2) PUR	1-3	20-25	16-25	25-18	22-25	83-93	2:02	P-2	P-3
23	31-ago	19:00	1st "A" / "B" / "C" (3) CUB	vs	2nd A / B / C (3) CAN	3-0	25-15	25-23	25-23		75-61	1:23	P-2	P-3

FINAL CLASSIFICATION 9/10

No.	Date	Time	Teams		LIVE SCOR	Set	Result per set (points)					POINTS	TIME	FORMS
							1	2	3	4	5			
24	01-sep	15:00	Loser of M20 COL	vs	Loser of M21 DOM	3-0	25-23	25-23	27-25		77-71	1:25	P-2	P-3

FINAL CLASSIFICATION 7/8

No.	Date	Time	Teams		LIVE SCOR	Set	Result per set (points)					POINTS	TIME	FORMS
							1	2	3	4	5			
25	01-sep	17:00	Winner of M20 CHI	vs	Winner of M21 USA	1-3	24-26	18-25	29-27	22-25	93-103	2:02	P-2	P-3

SEMIFINALS

No.	Date	Time	Teams		LIVE SCOR	Set	Result per set (points)					POINTS	TIME	FORMS
							1	2	3	4	5			
26	01-sep	19:00	1st A / B / C (2) ARG	vs	Winner of M22 or M23 CUB	3-1	21-25	25-18	25-19	25-20	96-82	1:44	P-2	P-3
27	01-sep	21:00	1st A / B / C (1) BRA	vs	Winner of M23 or M22 PUR	3-1	25-27	25-14	25-20	33-31	108-92	2:13	P-2	P-3

FINAL CLASSIFICATION 5/6

No.	Date	Time	Teams		LIVE SCOR	Set	Result per set (points)					POINTS	TIME	FORMS
							1	2	3	4	5			
28	02-sep	14:00	Loser of M22 MEX	vs	Loser of M23 CAN	0-0							P-2	P-3

FINALS

No.	Date	Time	Teams		LIVE SCOR	Set	Result per set (points)					POINTS	TIME	FORMS
							1	2	3	4	5			
29	02-sep	16:00	Loser of M26 CUB	vs	Loser of M27 PUR	0-0							P-2	P-3
30	02-sep	18:00	Winner of M26 ARG	vs	Winner of M27 BRA	0-0							P-2	P-3


*NOTE1: For the Classification, Quarterfinal and Semifinal Rounds, according to the FIVB General Competition Regulations, it must be avoided that teams from the same group play each other.

*NOTE2: According to the established competition format and the FIVB General Regulations, for the Classification, Quarterfinal and Semifinal

*NOTE3: Loser of M22 = Loser of Match #22, etc.

Copa XII Panamericana Voleibol Masculino

Veracruz, México • August 26-Sept. 3 2018



Día / Day	Hora / Time	Competition Venue - Arena de Cordoba	Hora / Time	Training Court 1 - Gimnasio Unidad y Trabajo	Training Court 2 - Auditorio Antonio Ruiz Galindo, Unidad Deportiva Eliezer Morales	Hora / Time	Training Court 3 - El Mexicano
02-sep-18			08:00	Loser of M22 (14:00) MEX	Loser of M23 (14:00) CAN		
			09:30	Loser of M26 (16:00) CUB	Loser of M27 (16:00) PUR		
			11:00	Winner of M26 (18:00) ARG	Winner of M27 (18:00) BRA		
			12:30			13:00	L M22 / L M23 (WARM UP)
	14:00	Loser of M22 MEX vs Loser of M23 CAN				15:00	L M26 / L M27 (WARM UP)
	16:00	Loser of M26 CUB vs Loser of M27 PUR				17:00	W M26 / W M27 (WARM UP)
	18:00	Winner of M26 ARG vs Winner of M27 BRA					

[Handwritten signature] 9/18



FEDERATION
INTERNATIONALE
DE VOLLEYBALL



0-1

UNIFORM COLOURS
Couleur de l'uniforme

CITY: Ville:

DATE: TIME: Heure:

REGISTERED COLOURS / Couleurs enregistrées :
(ONLY SHIRT COLOUR - seulement la couleur du maillot)

POOL/PHASE: Groupe/Phase:

	MEX ▼	CAN ▼	▼	▼	▼	▼	▼
1	RED	BLACK					
2	BLACK	RED					
3	WHITE	WHITE					


MATCH SCHEDULE
Calendrier des matches

DATE:	No. Match	Team	Team
		Equipe	Equipe
		A	B
02/sep/2018	28	MEX	CAN

TEAMS CHOICE (1-2 OR 3)
Choix des équipes (1-2 ou 3)

1st CHOICE 1er Choix		FIVB DECISION LIBERO	
A	B	A	B
		BLACK	RED

FIVB DECISION Décision de la FIVB	
A	B
RED	BLACK



FEDERATION INTERNATIONALE DE VOLLEYBALL



O-1

UNIFORM COLOURS
Couleur de l'uniforme

CITY: Ville:

DATE: TIME: Heure:

REGISTERED COLOURS / Couleurs enregistrées :
(ONLY SHIRT COLOUR - seulement la couleur du maillot)

	ARG ▼	BRA ▼	CUB ▼	PUR ▼	▼	▼	▼
1	BLUE	YELLOW	BLUE	WHITE			
2	WHITE	BLUE	RED	RED			
3	LIGHTBLUE	WHITE	WHITE	BLUE			

POOL/PHASE: Groupe/Phase:

MATCH SCHEDULE
Calendrier des matches

TEAMS CHOICE (1-2 OR 3)
Choix des équipes (1-2 ou 3)

FIVB DECISION
Décision de la FIVB

DATE:	No. Match	Team Equipe		1st CHOICE 1er Choix		FIVB DECISION LIBERO		FIVB DECISION Décision de la FIVB	
		A	B	A	B	A	B	A	B
02/sep/2018	29	CUB	PUR			RED	BLUE	BLUE	WHITE
02/sep/2018	30	ARG	BRA			BLUE	YELLOW	WHITE	BLUE

2018 Senior Men's NORCECA Panamerican Cup

P-4 Collated results & ranking

Results as of 2 September 2018

MATCHES RESULTS

Pool A

No	Date	Teams	Set	Result per set (points)					Total Points	Duration	Spectators
				1	2	3	4	5			
2	28-Aug-2018	CHI - CUB	1-3	22-25	25-17	19-25	21-25		87-92	1:47	300
6	28-Aug-2018	MEX - GUA	3-0	25-18	25-20	29-27			79-65	1:22	1200
7	29-Aug-2018	CUB - GUA	3-0	25-16	25-13	25-16			75-45	1:06	300
12	29-Aug-2018	MEX - CHI	3-0	25-22	25-18	25-19			75-59	1:27	1125
14	30-Aug-2018	GUA - CHI	0-3	18-25	18-25	17-25			53-75	1:09	500
18	30-Aug-2018	MEX - CUB	2-3	25-20	16-25	25-21	12-25	16-18	94-109	2:13	1850

Pool B

No	Date	Teams	Set	Result per set (points)					Total Points	Duration	Spectators
				1	2	3	4	5			
3	28-Aug-2018	BRA - DOM	3-0	25-21	25-19	25-14			75-54	1:11	350
4	28-Aug-2018	CAN - COL	3-1	25-19	23-25	25-22	25-22		98-88	1:48	450
8	29-Aug-2018	COL - BRA	0-3	25-27	17-25	12-25			54-77	1:17	325
10	29-Aug-2018	DOM - CAN	0-3	20-25	20-25	16-25			56-75	1:07	350
15	30-Aug-2018	COL - DOM	0-3	23-25	24-26	25-27			72-78	1:28	450
16	30-Aug-2018	BRA - CAN	3-0	25-20	25-15	25-23			75-58	1:24	1100

Pool C

No	Date	Teams	Set	Result per set (points)					Total Points	Duration	Spectators
				1	2	3	4	5			
1	28-Aug-2018	USA - PER	3-0	25-21	25-14	26-24			76-59	1:22	200
5	28-Aug-2018	ARG - PUR	3-1	20-25	25-15	33-31	25-17		103-88	1:56	750
9	29-Aug-2018	PER - ARG	0-3	20-25	22-25	15-25			57-75	1:11	300
11	29-Aug-2018	PUR - USA	3-1	23-25	25-18	25-19	25-21		98-83	2:01	625
13	30-Aug-2018	PER - PUR	0-3	17-25	20-25	21-25			58-75	1:15	500
17	30-Aug-2018	USA - ARG	0-3	19-25	21-25	16-25			56-75	1:22	1875

Final 11-12

No	Date	Teams	Set	Result per set (points)					Total Points	Duration	Spectators
				1	2	3	4	5			
19	31-Aug-2018	PER - GUA	1-3	16-25	25-23	23-25	19-25		83-98	1:51	275

Classification 7-10

No	Date	Teams	Set	Result per set (points)					Total Points	Duration	Spectators
				1	2	3	4	5			
20	31-Aug-2018	CHI - COL	3-0	25-14	25-19	25-16			75-49	1:14	400
21	31-Aug-2018	DOM - USA	0-3	23-25	17-25	26-28			66-78	1:27	525

Quarterfinals

No	Date	Teams	Set	Result per set (points)					Total Points	Duration	Spectators
				1	2	3	4	5			
22	31-Aug-2018	MEX - PUR	1-3	20-25	16-25	25-18	22-25		83-93	2:02	1000
23	31-Aug-2018	CUB - CAN	3-0	25-15	25-23	25-23			75-61	1:23	675

Final 9-10

No	Date	Teams	Set	Result per set (points)					Total Points	Duration	Spectators
				1	2	3	4	5			
24	01-Sep-2018	COL - DOM	3-0	25-23	25-23	27-25			77-71	1:25	950

Final 7-8

No	Date	Teams	Set	Result per set (points)					Total Points	Duration	Spectators
				1	2	3	4	5			
25	01-Sep-2018	CHI - USA	1-3	24-26	18-25	29-27	22-25		93-103	2:02	1000

2018 Senior Men's NORCECA Panamerican Cup

P-4 Collated results & ranking

Results as of 2 September 2018

Semifinals

No	Date	Teams	Set	Result per set (points)					Total Points	Duration	Spectators
				1	2	3	4	5			
26	01-Sep-2018	ARG - CUB	2-1	21-25	25-18	25-19	10-8		81-70	1:44	1175
27	01-Sep-2018	BRA - PUR	3-1	25-27	25-14	25-20	33-31		108-92	2:13	1975

Final 5-6

No	Date	Teams	Set	Result per set (points)					Total Points	Duration	Spectators
				1	2	3	4	5			
28	02-Sep-2018	MEX - CAN									

Final 3-4

No	Date	Teams	Set	Result per set (points)					Total Points	Duration	Spectators
				1	2	3	4	5			
29	02-Sep-2018	CUB - PUR									

Final 1-2

No	Date	Teams	Set	Result per set (points)					Total Points	Duration	Spectators
				1	2	3	4	5			
30	02-Sep-2018	ARG - BRA									

TEAM RANKING

Pool A

Rk	Code	Team	Matches			Pts	Results details						Sets			Points		
			W	L	T		3-0	3-1	3-2	2-3	1-3	0-3	W	L	Ratio	W	L	Ratio
1	CUB	Cuba	3	0	3	12	1	1	1	0	0	0	9	3	3.000	276	226	1.221
2	MEX	Mexico	2	1	3	12	2	0	0	1	0	0	8	3	2.666	248	233	1.064
3	CHI	Chile	1	2	3	6	1	0	0	0	1	1	4	6	0.666	221	220	1.004
4	GUA	Guatemala	0	3	3	0	0	0	0	0	0	3	0	9	0.000	163	229	0.711

Pool B

Rk	Code	Team	Matches			Pts	Results details						Sets			Points		
			W	L	T		3-0	3-1	3-2	2-3	1-3	0-3	W	L	Ratio	W	L	Ratio
1	BRA	Brazil	3	0	3	15	3	0	0	0	0	0	9	0	MAX	227	166	1.367
2	CAN	Canada	2	1	3	9	1	1	0	0	0	1	6	4	1.500	231	219	1.054
3	DOM	Dominican Republic	1	2	3	5	1	0	0	0	0	2	3	6	0.500	188	222	0.846
4	COL	Colombia	0	3	3	1	0	0	0	0	1	2	1	9	0.111	214	253	0.845

Pool C

Rk	Code	Team	Matches			Pts	Results details						Sets			Points		
			W	L	T		3-0	3-1	3-2	2-3	1-3	0-3	W	L	Ratio	W	L	Ratio
1	ARG	Argentina	3	0	3	14	2	1	0	0	0	0	9	1	9.000	253	201	1.258
2	PUR	Puerto Rico	2	1	3	10	1	1	0	0	1	0	7	4	1.750	261	244	1.069
3	USA	USA	1	2	3	6	1	0	0	0	1	1	4	6	0.666	215	232	0.926
4	PER	Peru	0	3	3	0	0	0	0	0	0	3	0	9	0.000	174	226	0.769



P-2 VOLLEYBALL • Match result

2018 Senior Men's NORCECA Panamerican Cup
FINAL CLASSIFICATION 9/10 (Places 9-10)



Match: 24 **Date:** 9/1/2018 **Spectators:** 950
City: VERACRUZ
Hall: ARENA CORDOBA
Match duration: Start: 15:00 End: 16:31 Total: 1:31

Teams	Sets	1	2	3	4	5	Total
COL	3	25	25	27			77
DOM	0	23	23	25			71
Set duration		0:25	0:29	0:31			1:25

Referees: Mejia, R. (GUA) & Careaga, R. (CHI)

COL • COLOMBIA		1	2	3	4	5	Pts
1	Hurtado Ivan Andres (WS)	■	■	■			9
3 L	Diaz Juan Pablo (L)	L	L	L			
4	Vinasco Collazos Julian Mauricio (S)	□	■				2
5	Sanchez Jhonnier (MB)						
6	Llanos Carlos (WS)	■	■	■			11
8	Mejia Leandro (MB)	■	■	■			4
9	Payan Moreno Jorge Emilio (OP)				□		
10	Larrahondo Gustavo (OP)	■	■	■			13
12 L	Guerrero Julian (L)	L	L	L			
13	Ambuila Juan Camilo (S)	■	■				10
14	Carabali Kevin (MB)	■	■	■			
16	Carabali Cristian (MB)						
17	Alomia Angulo Carlos Edison (WS)				□		
18	Renteria David (WS)						

Coach: ELISEO RAMOS RIVAS
Assistant: CARLOS FELIPE OSORIO

DOM • DOMINICAN REPUBLIC		1	2	3	4	5	Pts
1	Tapia Santana Henry Omar (OP)			□	□		
3	Contrera De Los Santo Elvis Dalsires (WS)						
5	Mieses Feliz Enger Miguel (WS)	□	□	□			
7	Mercedes Cruz Jonathan (MB)	■					4
8	Lopez Capellan Henry Antonio (WS)	■	■	■			10
9 L	Tolentino Lorenzo Braymer Norbery (L)	L	L	L			
10	Abreu Lopez Francisco Alberto (S)	■	■	■			4
11	Caceres Gomez Jose Miguel (OP)	■	■	■			8
12	Arredondo Severino Francisco Argelis (S)	□	□	□			
14	Romero Perez Felix Miguel (MB)	■	■	■			5
15	Paulino Paulino Richi (MB)	■	■	■			7
19	Cruz Cepin Hector Alexis (WS)	□	■	■			7

Coach: JOSE ALEXANDER GUTIE (VEN)
Assistant: Amaury Martinez (DOM)

TEAMS AND PLAYERS PERFORMANCES

Won Pts	Total Atts	No Name	Scoring Skills	Won Pts	Total Atts	No Name
36	79	Total Team		38	92	Total Team
10	19	10 Larrahondo Gustavo (OP)	Spike	8	21	11 Caceres Gomez Jose
9	17	6 Llanos Carlos (WS)		7	20	8 Lopez Capellan Henry
11	59	Total Team	Block	1	50	Total Team
5	18	14 Carabali Kevin (MB)		1	17	15 Paulino Paulino Richi (MB)
2	8	10 Larrahondo Gustavo (OP)	Serve	6	74	Total Team
1	16	10 Larrahondo Gustavo (OP)		3	16	8 Lopez Capellan Henry
1	6	4 Vinasco Collazos Julian	Opp. error	2	10	19 Cruz Cepin Hector Alexis
28		Total Team	Total	26		Total Team
77	213	Total Team		71	216	Total Team

13	43	10 Larrahondo Gustavo (OP)	Best Scorer	10	42	8 Lopez Capellan Henry
----	----	----------------------------	-------------	----	----	------------------------

Excellent	Total Atts	No Name	Non scoring Skills	Excellent	Total Atts	No Name
36	51	Total Team		43	52	Total Team
8	8	10 Larrahondo Gustavo (OP)	Dig	11	13	9 Tolentino Lorenzo Braymer
7	12	1 Hurtado Ivan Andres (WS)		9	11	10 Abreu Lopez Francisco
23	66	Total Team	Set	14	81	Total Team
14	46	13 Ambuila Juan Camilo (S)		13	62	10 Abreu Lopez Francisco
24	61	Total Team	Reception	33	62	Total Team
13	19	12 Guerrero Julian (L)	Success - Faults	11	17	9 Tolentino Lorenzo Braymer
9	28	6 Llanos Carlos (WS)	# Attempts	8	15	19 Cruz Cepin Hector Alexis

■ Starting line-up Pts = Points scored [nn] = Captain
□ Substitute Atts = Attempts L = Libero
Opp = Opponent





P-2 VOLLEYBALL • Match result

2018 Senior Men's NORCECA Panamerican Cup
FINAL CLASSIFICATION 7/8 (Places 7-8)



Match: 25 **Date:** 9/1/2018 **Spectators:** 1,000
City: VERACRUZ
Hall: ARENA CORDOBA
Match duration: Start: 17:00 End: 19:11 Total: 2:11

Teams	Sets	1	2	3	4	5	Total
CHI	1	24	18	29	22		93
USA	3	26	25	27	25		103
Set duration		0:30	0:25	0:34	0:33		2:02

Referees: Castaneda, D. (CUB) & Bobadilla, G. (COL)

CHI • CHILE		1	2	3	4	5	Pts
1	Guerra Uteau Simon (MB)	■	■	■	■		13
3	Araya Gabriel (MB)	■	■	■	■		5
4	Parraguire Tomas (OP)	■	■	■	■		17
5	Parraguire Matias (WS)		□	■	■		8
7	Albornoz Refusta Rafael (WS)						
8	Bader Dusan (MB)						
9	Bonacic Dusan (WS)	■	■				5
10	Mardones Vicente (OP)						
11	Parraguire Vicente (WS)	■	■	■	■		20
14	Villarreal Soltau Esteban (S)	■	■	■	■		2
15	L Castillo Sebastian (L)	L	L	L	L		
16	Gago Murtagh Tomas (MB)						
18	Leon Joaquin (S)						
25	L Reyes Ventura Aaron (L)					L	

Coach: Nejamkin, Daniel (ARG)
Assistant: Villarreal, Iván (CHI)

USA • UNITED STATES		1	2	3	4	5	Pts
2	Jarman Price (MB)						
4	Fey Kupono (WS)				■	■	8
5	Shaw James (S)				■	■	21
6	Stahl Mitchell (MB)				■	■	3
7	Greene Jr. Arvis (OP)						
10	Russell Kyle (OP)						
11	Coenen Ryan (WS)						
12	Pollock Matthew (MB)				■	■	16
13	Arnitz Jacob (WS)						
14	Wieczorek David (WS)				■	■	16
16	Schmidt Brendan (MB)					□	5
19	L Dagostino Kyle (L)						
22	L Hatch John (L)				L	L	
23	Seif Jonah (S)				■	■	4

Coach: Hunt, David (USA)
Assistant: Hawks, John (USA)

TEAMS AND PLAYERS PERFORMANCES

Won Pts	Total Atts	No Name	Scoring Skills	Won Pts	Total Atts	No Name
54	121	Total Team		59	119	Total Team
15	26	11 Parraguire Vicente (WS)	Spike	18	40	5 Shaw James (S)
13	45	4 Parraguire Tomas (OP)		15	27	14 Wieczorek David (WS)
12	76	Total Team	Block	11	67	Total Team
5	19	1 Guerra Uteau Simon (MB)		5	18	12 Pollock Matthew (MB)
3	14	4 Parraguire Tomas (OP)		2	14	16 Schmidt Brendan (MB)
4	94	Total Team	Serve	3	102	Total Team
2	17	11 Parraguire Vicente (WS)		2	21	5 Shaw James (S)
1	20	4 Parraguire Tomas (OP)		1	16	14 Wieczorek David (WS)
23		Total Team	Opp. error	30		Total Team
93	291	Total Team	Total	103	288	Total Team

20	54	11 Parraguire Vicente (WS)	Best Scorer	21	71	5 Shaw James (S)
----	----	----------------------------	--------------------	----	----	------------------

Excellent	Total Atts	No Name	Non scoring Skills	Excellent	Total Atts	No Name
55	80	Total Team		59	88	Total Team
13	15	4 Parraguire Tomas (OP)	Dig	16	25	22 Hatch John (L)
10	15	11 Parraguire Vicente (WS)		10	12	5 Shaw James (S)
43	106	Total Team	Set	42	98	Total Team
43	100	14 Villarreal Soltau Esteban (S)		41	93	23 Seif Jonah (S)
47	88	Total Team	Reception	37	80	Total Team
13	25	5 Parraguire Matias (WS)	Success - Faults	13	18	4 Fey Kupono (WS)
18	33	11 Parraguire Vicente (WS)	# Attempts	8	17	22 Hatch John (L)

■ Starting line-up Pts = Points scored nn = Captain
□ Substitute Atts = Attempts L = Libero
Opp = Opponent

Name game jury president:
Signature:





P-2 VOLLEYBALL • Match result

2018 Senior Men's NORCECA Panamerican Cup
SEMIFINALS



Match: 26 **Date:** 9/1/2018 **Spectators:** 1,175
City: VERACRUZ
Hall: ARENA CORDOBA
Match duration: **Start:** 19:38 **End:** 21:31 **Total:** 1:53

Teams	Sets	1	2	3	4	5	Total
ARG	3	21	25	25	25		96
CUB	1	25	18	19	20		82
Set duration		0:26	0:26	0:28	0:24		1:44

Referees: Ramirez, Y. (DOM) & Prater, M. (USA)

ARG • ARGENTINA		1	2	3	4	5	Pts
1	Sanchez Matias (S)	■	■	■	■		3
2	Arreche Liam Ernesto (MB)						
3	Martinez Franchi Jan (WS)	□		□			
4	Toro Alejandro (WS)	□		□	□		2
8	Bitar Gaspar (S)	□		□	□		
9	Palonsky Luciano (WS)		□	■	■		12
10	Bruno Nicolas (WS)	■	■	■	■		14
11	Fernandez Gaston (MB)	■	■	■	■		5
12	Gallego Joaquin (MB)	■	■	■	■		10
13	Palacios Ezequiel (WS)	■	■	■	■		17
15	Zerba Nicolas (MB)						
16	Johansen German (OP)	■	■				4
18 L	Danani Santiago (L)	L	L	L	L		
19 L	Massimino Franco (L)	L	L	L	L		

Coach: GROSSI, ALEJANDRO
Assistant: BARREIRO, GONZALO

CUB • CUBA		1	2	3	4	5	Pts
2	Melgarejo Hernandez Osriel Lazaro (WS)	■	■	■			3
3	Yang Herrera Marlon (WS)	□		□	■		5
4	Jimenez Scull Javier Ernesto (WS)						
5	Concepcion Rojas Javier Octavio (MB)	■	■	■	■		12
7 L	Garcia Alvarez Yonder Roman (L)	L	L	L	L		
8 L	Tuero Fortun Richard (L)	L					1
9	Osoria Rodriguez Livan (MB)	□					
10	Gutierrez Suarez Miguel David (OP)	■	■	■			6
11	Taboada Diaz Livan (S)		□		□		
12	Herrera Jaime Jesus (OP)		□	□	■		9
14	Goide Arredondo Adrian Eduardo (S)	■	■	■	■		3
15	Leon Napoles Yohan Armando (WS)				□	■	3
17	Alonso Arce Roamy Raul (MB)	■	■	■	■		12
18	Lopez Castro Miguel Angel (WS)	■	■	■	■		9

Coach: NICOLAS VIVES COFFIG (CUB)
Assistant: YOSVANY MUÑOZ PEREZ (CUB)

TEAMS AND PLAYERS PERFORMANCES

Won Pts	Total Atts	No Name
57	107	Total Team
16	27	13 Palacios Ezequiel (WS)
14	22	10 Bruno Nicolas (WS)
10	83	Total Team
4	21	12 Gallego Joaquin (MB)
3	7	9 Palonsky Luciano (WS)
0	95	Total Team
29		Total Team
96	285	Total Team

Scoring Skills
Spike
Block
Serve
Opp. error
Total

Won Pts	Total Atts	No Name
52	118	Total Team
10	16	5 Concepcion Rojas Javier
9	13	17 Alonso Arce Roamy Raul
9	67	Total Team
3	16	17 Alonso Arce Roamy Raul
2	10	5 Concepcion Rojas Javier
2	83	Total Team
1	8	18 Lopez Castro Miguel Angel
1	8	12 Herrera Jaime Jesus (OP)
19		Total Team
82	268	Total Team

17	54	13 Palacios Ezequiel (WS)
----	----	---------------------------

Best Scorer
12

12	39	5 Concepcion Rojas Javier
----	----	---------------------------

Excellent	Total Atts	No Name
46	60	Total Team
10	10	19 Massimino Franco (L)
8	9	18 Danani Santiago (L)
44	93	Total Team
42	83	1 Sanchez Matias (S)
43	74	Total Team
10	16	18 Danani Santiago (L)
28	47	10 Bruno Nicolas (WS)

Non scoring Skills
Dig
Set
Reception
Success - Faults
Attempts

Excellent	Total Atts	No Name
59	90	Total Team
23	29	7 Garcia Alvarez Yonder
9	12	14 Goide Arredondo Adrian
22	102	Total Team
17	79	14 Goide Arredondo Adrian
53	84	Total Team
14	17	7 Garcia Alvarez Yonder
11	17	3 Yang Herrera Marlon (WS)

■ Starting line-up Pts = Points scored nn = Captain
□ Substitute Atts = Attempts L = Libero
Opp = Opponent

Name game jury president:
Signature:





P-2 VOLLEYBALL • Match result

2018 Senior Men's NORCECA Panamerican Cup
SEMIFINALS



Match: 27 **Date:** 9/1/2018 **Spectators:** 1,975
City: VERACRUZ
Hall: ARENA CORDOBA
Match duration: Start: 22:00 End: 0:22 Total: 2:22

Teams	Sets	1	2	3	4	5	Total
BRA	3	25	25	25	33		108
PUR	1	27	14	20	31		92
Set duration		0:34	0:26	0:32	0:41		2:13

Referees: Gonzalez, D. (MEX) & Robb, A. (CAN)

BRA • BRAZIL		1	2	3	4	5	Pts
1	Souza Alan (OP)	■	■	■	■		26
2	Sobrinho Eduardo (S)		□		□		
3	Moraes Davy Silva (OP)	□	□	□	□		1
4	L Carvalho Filho Rogério Batista De(L)	L	L	L	L		
5	Santos Leandro (MB)	□	■	■	■		5
7	Honorato Henrique Dantas Nóbregue(WS)	■			□		7
8	Nascimento Leonardo (WS)	■	■	■	■		12
10	Bispo dos Santos Matheus (MB)	■			□		2
11	Pontes Veloso Thiago (S)	■	■	■	■		1
13	Gualberto Flavio (MB)	■	■	■	■		16
15	L Pureza Douglas (L)	L	L	L	L		
17	Batista Cledenilson Souza (MB)						
18	Pessoa Gabriel Soares (WS)						
19	Cardoso Victor Aleksander Alm(WS)	□	■	■	■		5

Coach: Giovane Farinazzo Ga (BRA)
Assistant: Nery Pereira Tambeir (BRA)

PUR • PUERTO RICO		1	2	3	4	5	Pts
1	Morales Steven (MB)						
3	Guzman Pablo (WS)	□	■	■	■		8
4	L Del Valle Dennis (L)	L	L	L	L		
5	Nieves Pedro (MB)	□	■	■	□		4
6	Perez Angel (S)				□	□	
7	Iglesias Arturo (S)	■	■	■	■		1
8	Rivera Eddie (WS)	■	■	■	■		14
10	Cruz Lozada Ezequiel (OP)	■					1
11	Torres Maurice (OP)	■	■	■			10
13	Sanchez Sequiel (WS)						
14	Vazquez Juan (OP)	□			□	■	3
15	Rodriguez Jonathan (MB)	■	■	■	■		5
17	Colon Jessie (MB)	■	■	■	■		9
24	L Cabrera Rivera Arnel (L)	L	L	L	L		

Coach: Oswald Antonetti Cam (PUR)
Assistant: Manuel Acevedo (PUR)

TEAMS AND PLAYERS PERFORMANCES

Won Pts	Total Atts	No Name	Scoring Skills	Won Pts	Total Atts	No Name
58	119	Total Team		48	134	Total Team
22	43	1 Souza Alan (OP)	Spike	14	37	8 Rivera Eddie (WS)
10	27	8 Nascimento Leonardo (WS)		9	25	11 Torres Maurice (OP)
16	77	Total Team	Block	5	70	Total Team
7	28	13 Gualberto Flavio (MB)		2	16	17 Colon Jessie (MB)
3	11	1 Souza Alan (OP)	Serve	1	6	15 Rodriguez Jonathan (MB)
1	107	Total Team		2	92	Total Team
1	14	1 Souza Alan (OP)	Opp. error	1	4	10 Cruz Lozada Ezequiel (OP)
33		Total Team		1	12	11 Torres Maurice (OP)
108	303	Total Team	Opp. error	37		Total Team
			Total	92	296	Total Team

26	68	1 Souza Alan (OP)	Best Scorer	14	57	8 Rivera Eddie (WS)
----	----	-------------------	-------------	----	----	---------------------

Excellent	Total Atts	No Name	Non scoring Skills	Excellent	Total Atts	No Name
67	92	Total Team		58	95	Total Team
16	22	15 Pureza Douglas (L)	Dig	12	13	24 Cabrera Rivera Arnel (L)
10	12	4 Carvalho Filho Rogério		11	23	8 Rivera Eddie (WS)
39	111	Total Team	Set	38	124	Total Team
35	92	11 Pontes Veloso Thiago (S)		35	112	7 Iglesias Arturo (S)
42	80	Total Team	Reception	49	90	Total Team
14	18	4 Carvalho Filho Rogério	Success - Faults	19	28	24 Cabrera Rivera Arnel (L)
8	16	7 Honorato Henrique Dantas	# Attempts	11	20	8 Rivera Eddie (WS)

■ Starting line-up Pts = Points scored nn = Captain
□ Substitute Atts = Attempts L = Libero
Opp = Opponent





P-5 VOLLEYBALL • Players ranking by skills

2018 Senior Men's NORCECA Panamerican Cup



Best Scorers

Rk	No	Name	Team	Spike	Block	Serve	Total
1	1	Souza Alan (OP)	BRA	59	8	7	74
2	11	Torres Maurice (OP)	PUR	64	4	5	73
3	18	Lopez Castro Miguel Angel (WS)	CUB	59	9	3	71
4	11	Parraguire Vicente (WS)	CHI	52	12	6	70
5	4	Parraguire Tomas (OP)	CHI	57	8	2	67
6	5	Shaw James (S)	USA	49	8	3	60
7	11	Leonardo Blanco Andy Alexis (OP)	GUA	47	3	4	54
8	10	Gutierrez Suarez Miguel David (OP)	CUB	40	4	9	53
9	11	Barajas Jorge (WS)	MEX	45	4	3	52
10	13	Palacios Ezequiel (WS)	ARG	47	3	1	51
10	10	Larrahondo Gustavo (OP)	COL	46	2	3	51
12	14	Hidalgo Alvaro (WS)	PER	39	8	2	49
12	8	Lopez Capellan Henry Antonio (WS)	DOM	42	3	4	49
14	1	Hurtado Ivan Andres (WS)	COL	42	3	3	48
15	22	Koppers Brandon (WS)	CAN	35	5	7	47
16	1	Vargas Daniel (OP)	MEX	41	2	1	44
16	9	Bonacic Dusan (WS)	CHI	36	8	0	44
18	8	Nascimento Leonardo (WS)	BRA	36	4	3	43
18	17	Alonso Arce Roamy Raul (MB)	CUB	30	12	1	43
20	7	Romay Dammert Eduardo (OP)	PER	39	2	1	42
20	13	Sanchez Sequiel (WS)	PUR	38	2	2	42
22	5	Scheerhoorn Blake (WS)	CAN	38	1	2	41
22	14	Wieczorek David (WS)	USA	29	3	9	41
24	3	Yang Herrera Marlon (WS)	CUB	31	4	5	40
25	2	Lopez Santiago Carlos Fernando (WS)	GUA	35	4	0	39
25	13	Gualberto Flavio (MB)	BRA	24	15	0	39
27	6	Duff Justin (MB)	CAN	32	5	1	38
28	2	Melgarejo Hernandez Osniel Lazaro (WS)	CUB	32	4	1	37
29	10	Bruno Nicolas (WS)	ARG	30	2	4	36
30	7	Honorato Henrique Dantas Nóbregue (WS)	BRA	27	6	2	35
31	1	Guerra Uteau Simon (MB)	CHI	25	9	0	34
32	11	Caceres Gomez Jose Miguel (OP)	DOM	30	3	0	33
32	8	Mejia Leandro (MB)	COL	24	7	2	33
32	6	Stahl Mitchell (MB)	USA	23	8	2	33
35	4	Fey Kupono (WS)	USA	26	4	2	32
35	10	Russell Kyle (OP)	USA	25	3	4	32
37	12	Gallego Joaquin (MB)	ARG	20	9	1	30
38	3	Chacon Pelaez Wagner Arnulfo (WS)	GUA	26	1	2	29
38	3	Guzman Pablo (WS)	PUR	28	1	0	29
38	8	Rivera Eddie (WS)	PUR	22	1	6	29
41	16	Johansen German (OP)	ARG	26	1	1	28
42	14	Carabali Kevin (MB)	COL	17	10	0	27
43	17	Alomia Angulo Carlos Edison (WS)	COL	21	2	2	25
43	13	Arnitz Jacob (WS)	USA	22	3	0	25
45	9	Palonsky Luciano (WS)	ARG	21	3	0	24
45	4	Ruiz De La Cruz Gonzalo (WS)	MEX	22	1	1	24
45	7	Mercedes Cruz Jonathan (MB)	DOM	22	0	2	24
45	10	Cruz Lozada Ezequiel (OP)	PUR	23	0	1	24
49	11	Fernandez Gaston (MB)	ARG	17	5	1	23
49	10	Rangel Pedro (S)	MEX	13	7	3	23
Total tournament				2,294	387	162	2,843





P-5 VOLLEYBALL • Players ranking by skills

2018 Senior Men's NORCECA Panamerican Cup



Best Spikers

Limit: 15.00%

Rk	No	Name	Team	Spikes	Faults	Shots	Total Attempts	Succ. %
1	13	Palacios Ezequiel (WS)	ARG	47	5	30	82	57.32
2	18	Lopez Castro Miguel Angel (WS)	CUB	59	16	31	106	55.66
3	1	Souza Alan (OP)	BRA	59	8	41	108	54.63
4	14	Hidalgo Alvaro (WS)	PER	39	9	24	72	54.17
5	5	Shaw James (S)	USA	49	14	33	96	51.04
6	11	Torres Maurice (OP)	PUR	64	23	41	128	50.00
7	10	Larrahondo Gustavo (OP)	COL	46	18	28	92	50.00
8	1	Hurtado Ivan Andres (WS)	COL	42	15	28	85	49.41
9	5	Scheerhoorn Blake (WS)	CAN	38	15	25	78	48.72
10	8	Nascimento Leonardo (WS)	BRA	36	5	34	75	48.00
Total Tournament				2,294	753	1,910	4,957	46.28



Best Blockers

Rk	No	Name	Team	Kill Blocks	Faults	Rebounds	Total Attempts	Avg. by set
1	13	Gualberto Flavio (MB)	BRA	15	35	21	71	1.15
2	11	Parraguire Vicente (WS)	CHI	12	17	21	50	0.71
3	12	Gallego Joaquin (MB)	ARG	9	30	13	52	0.64
4	17	Alonso Arce Roamy Raul (MB)	CUB	12	24	25	61	0.63
5	14	Carabali Kevin (MB)	COL	10	34	16	60	0.63
6	1	Souza Alan (OP)	BRA	8	16	16	40	0.62
7	14	Hidalgo Alvaro (WS)	PER	8	12	8	28	0.62
8	14	Goide Arredondo Adrian Eduardo (S)	CUB	10	21	16	47	0.53
9	1	Guerra Uteau Simon (MB)	CHI	9	28	25	62	0.53
10	15	Zerba Nicolas (MB)	ARG	7	5	1	13	0.50
Total Tournament				387	1,548	1,087	3,022	4.21



Best Servers

Rk	No	Name	Team	Aces	Faults	Serve Hits	Total Attempts	Avg. by set
1	1	Souza Alan (OP)	BRA	7	6	51	64	0.54
2	22	Koppers Brandon (WS)	CAN	7	15	26	48	0.54
3	14	Wieczorek David (WS)	USA	9	11	48	68	0.53
4	10	Gutierrez Suarez Miguel David (OP)	CUB	9	16	52	77	0.47
5	11	Parraguire Vicente (WS)	CHI	6	17	38	61	0.35
6	8	Rivera Eddie (WS)	PUR	6	7	33	46	0.32
7	7	Demyanenko Danny (MB)	CAN	4	8	18	30	0.31
8	11	Leonardo Blanco Andy Alexis (OP)	GUA	4	13	24	41	0.31
9	10	Bruno Nicolas (WS)	ARG	4	6	48	58	0.29
10	14	Villarreal Soltau Esteban (S)	CHI	5	15	28	48	0.29
Total Tournament				162	680	3,310	4,152	1.76





P-5 VOLLEYBALL • Players ranking by skills

2018 Senior Men's NORCECA Panamerican Cup



Best Diggers

Rk	No	Name	Team	Digs	Faults	Receptions	Total Attempts	Avg. by set
1	7	Garcia Alvarez Yonder Roman (L)	CUB	68	11	12	91	3.58
2	8	Santa Cruz Molina Luis Fernando (L)	GUA	41	16	26	83	3.15
3	10	Rangel Pedro (S)	MEX	46	15	13	74	3.07
4	19	Massimino Franco (L)	ARG	38	10	1	49	2.71
5	10	Bruno Nicolas (WS)	ARG	37	12	5	54	2.64
6	9	Tolentino Lorenzo Braymer Norbery (L)	DOM	39	14	23	76	2.60
7	15	Castillo Sebastian (L)	CHI	44	13	18	75	2.59
8	4	Parraguirre Tomas (OP)	CHI	41	12	8	61	2.41
9	19	Dagostino Kyle (L)	USA	39	14	6	59	2.29
10	15	Pureza Douglas (L)	BRA	29	13	9	51	2.23
Total Tournament				1,864	915	786	3,565	20.26



Best Setters

Rk	No	Name	Team	Running Sets	Faults	Still Sets	Total Attempts	Avg. by set
1	10	Rangel Pedro (S)	MEX	140	2	167	309	9.33
2	1	Sanchez Matias (S)	ARG	125	3	139	267	8.93
3	14	Villarreal Soltau Esteban (S)	CHI	146	5	239	390	8.59
4	11	Pontes Veloso Thiago (S)	BRA	103	1	147	251	7.92
5	14	Goide Arredondo Adrian Eduardo (S)	CUB	131	4	233	368	6.89
6	21	Walsh Brett James (S)	CAN	85	3	141	229	6.54
7	2	Williams Paul (S)	PER	74	8	185	267	5.69
8	23	Seif Jonah (S)	USA	87	2	161	250	5.12
9	6	Perez Angel (S)	PUR	92	1	154	247	4.84
10	17	Gonzalez Paz Gerardo Antonio (S)	GUA	62	4	196	262	4.77
Total Tournament				1,420	55	2,833	4,308	15.43



Best Receivers

Limit: 20.00%


Rk	No	Name	Team	Excellents	Faults	Serve Receptions	Total Attempts	Eff. %
1	7	Garcia Alvarez Yonder Roman (L)	CUB	56	3	17	76	69.74
2	4	Carvalho Filho Rogério Batista De(L)	BRA	40	2	14	56	67.86
3	24	Cabrera Rivera Arnel (L)	PUR	68	1	36	105	63.81
4	18	Danani Santiago (L)	ARG	41	2	20	63	61.90
5	3	Yang Herrera Marlon (WS)	CUB	46	3	22	71	60.56
6	12	Guerrero Julian (L)	COL	67	5	32	104	59.62
7	15	Castillo Sebastian (L)	CHI	42	3	22	67	58.21
8	11	Barajas Jorge (WS)	MEX	60	3	39	102	55.88
9	10	Bruno Nicolas (WS)	ARG	57	2	41	100	55.00
10	18	Lopez Castro Miguel Angel (WS)	CUB	46	2	33	81	54.32
Total Tournament				1,641	192	1,639	3,472	41.73





P-5 VOLLEYBALL • Players ranking by skills

2018 Senior Men's NORCECA Panamerican Cup



Best Liberos

Rk	No	Name	Team	Excellents	Faults	In play	Total attempts	Avg. by set
1	7	Garcia Alvarez Yonder Roman (L)	CUB	124	14	29	167	6.53
2	24	Cabrera Rivera Arnel (L)	PUR	101	6	53	160	5.32
3	9	Tolentino Lorenzo Braymer Norbery (L)	DOM	77	19	59	155	5.13
4	15	Castillo Sebastian (L)	CHI	86	16	40	142	5.06
5	11	Nakamatsu Jonathan (L)	PER	64	28	37	129	4.92
6	4	Carvalho Filho Rogério Batista De(L)	BRA	62	6	24	92	4.77
7	18	Danani Santiago (L)	ARG	58	5	24	87	4.14
8	22	Hatch John (L)	USA	38	12	15	65	2.24
9	15	Martinez Alan Gabriel (L)	MEX	25	13	8	46	1.67
10	3	Diaz Juan Pablo (L)	COL	21	9	12	42	1.31





P-6 VOLLEYBALL • Teams ranking by skills

2018 Senior Men's NORCECA Panamerican Cup



Best Spikers

Limit: 15.00%

Rk	Team	Spikes	Faults	Shots	Total Attempts	Succ. %
1	BRA BRAZIL	178	31	128	337	52.82
2	ARG ARGENTINA	191	47	127	365	52.33
3	CUB CUBA	254	73	165	492	51.63
4	PUR PUERTO RICO	255	79	202	536	47.57
5	CAN CANADA	160	52	126	338	47.34
6	USA UNITED STATES	222	66	184	472	47.03
7	COL COLOMBIA	182	63	153	398	45.73
8	DOM DOMINICAN REPUBLIC	182	77	157	416	43.75
9	PER PERU	144	62	124	330	43.64
10	CHI CHILE	210	76	196	482	43.57
11	MEX MEXICO	178	60	199	437	40.73
12	GUA GUATEMALA	138	67	149	354	38.98
Total Tournament		2,294	753	1,910	4,957	46.28



Best Blockers

Rk	Team	Kill Blocks	Faults	Rebounds	Total Attempts	Avg. by set
1	BRA BRAZIL	45	107	61	213	3.46
2	CHI CHILE	52	141	125	318	3.06
3	CUB CUBA	52	146	114	312	2.74
4	USA UNITED STATES	45	127	96	268	2.65
5	ARG ARGENTINA	31	123	89	243	2.21
6	MEX MEXICO	31	138	94	263	2.07
7	PER PERU	26	108	60	194	2.00
7	COL COLOMBIA	32	166	83	281	2.00
9	CAN CANADA	22	91	80	193	1.69
9	GUA GUATEMALA	22	101	77	200	1.69
11	PUR PUERTO RICO	20	147	108	275	1.05
12	DOM DOMINICAN REPUBLIC	9	153	100	262	0.60
Total Tournament		387	1,548	1,087	3,022	4.21





P-6 VOLLEYBALL • Teams ranking by skills

2018 Senior Men's NORCECA Panamerican Cup



Best Servers

Rk	Team	Aces	Faults	Serve Hits	Total Attempts	Avg. by set
1	CAN CANADA	20	64	208	292	1.54
2	USA UNITED STATES	20	87	288	395	1.18
3	BRA BRAZIL	15	52	263	330	1.15
4	CUB CUBA	21	62	345	428	1.11
5	PUR PUERTO RICO	17	75	352	444	0.89
6	CHI CHILE	15	53	319	387	0.88
7	COL COLOMBIA	12	73	257	342	0.75
8	DOM DOMINICAN REPUBLIC	11	54	267	332	0.73
9	MEX MEXICO	10	41	277	328	0.67
10	ARG ARGENTINA	9	40	296	345	0.64
11	GUA GUATEMALA	6	39	221	266	0.46
11	PER PERU	6	40	217	263	0.46
Total Tournament		162	680	3,310	4,152	1.76



Best Diggers

Rk	Team	Digs	Faults	Receptions	Total Attempts	Avg. by set
1	CHI CHILE	217	84	75	376	12.76
2	ARG ARGENTINA	178	61	30	269	12.71
3	MEX MEXICO	190	72	65	327	12.67
4	CUB CUBA	214	79	58	351	11.26
5	BRA BRAZIL	137	54	62	253	10.54
6	PUR PUERTO RICO	199	117	74	390	10.47
7	USA UNITED STATES	174	93	44	311	10.24
8	DOM DOMINICAN REPUBLIC	141	66	66	273	9.40
9	CAN CANADA	118	63	50	231	9.08
10	GUA GUATEMALA	104	78	90	272	8.00
11	COL COLOMBIA	109	66	90	265	6.81
12	PER PERU	83	82	82	247	6.38
Total Tournament		1,864	915	786	3,565	20.26





P-6 VOLLEYBALL • Teams ranking by skills

2018 Senior Men's NORCECA Panamerican Cup



Best Setters

Rk	Team	Running Sets	Faults	Still Sets	Total Attempts	Avg. by set
1	ARG ARGENTINA	140	4	177	321	10.00
2	MEX MEXICO	146	2	188	336	9.73
3	PUR PUERTO RICO	166	2	300	468	8.74
4	CHI CHILE	148	5	262	415	8.71
5	BRA BRAZIL	112	5	182	299	8.62
6	USA UNITED STATES	140	3	266	409	8.24
7	CAN CANADA	101	7	191	299	7.77
8	CUB CUBA	144	8	282	434	7.58
9	PER PERU	79	9	214	302	6.08
10	COL COLOMBIA	92	5	256	353	5.75
11	GUA GUATEMALA	71	4	232	307	5.46
12	DOM DOMINICAN REPUBLIC	81	1	283	365	5.40
Total Tournament		1,420	55	2,833	4,308	15.43



Best Receivers

Limit: 20.00%

Rk	Team	Excellents	Faults	Serve Receptions	Total Attempts	Eff. %
1	CUB CUBA	193	12	120	325	55.69
2	ARG ARGENTINA	133	8	89	230	54.35
3	CHI CHILE	166	13	139	318	48.11
4	MEX MEXICO	141	13	126	280	45.71
5	PUR PUERTO RICO	180	13	175	368	45.38
6	BRA BRAZIL	104	9	101	214	44.39
7	USA UNITED STATES	161	15	162	338	43.20
8	CAN CANADA	110	14	123	247	38.87
9	COL COLOMBIA	144	25	162	331	35.95
10	GUA GUATEMALA	105	21	130	256	32.81
11	PER PERU	98	23	144	265	28.30
12	DOM DOMINICAN REPUBLIC	106	26	168	300	26.67
Total Tournament		1,641	192	1,639	3,472	41.73



Argentina to face Brazil in Men's Pan Am Match title

CORDOBA, Mexico, September 1, 2018. - Defending champions Argentina will face Brazil in the title match of the thirteenth Men's Pan American Cup on Sunday at the Arena Cordoba in Cordoba, Mexico.

This is the second occasions that these two meet, the last time in 2015 where Brazil won their third title (2011, 2013, 2015). For Argentina, this is their fourth Pan American Cup title match in a row for a total of five and winning only in the past edition in Canada.

Cuba and Puerto Rico will play for the bronze medal, after the match between Mexico and Canada with the last ticket for the 2019 Lima Pan American Games is up for bid.

Colombia 3, Dominican Republic 0

Colombia defeated Dominican Republic 3-0 (25-23, 25-23, 27-25) to finish ninth place. Colombia came always behind the entire match, benefiting in the third set from a Dominican unforced error to extend the closing to 27-25. Colombia was effective in stopping Dominican attackers with outstanding 11-1 blocking margin. Dominican Republic held a slim 39-38 margin in attacks and 6-2 in aces. Colombia committed 26 unforced errors and Dominican Republic committed 28. Opposite player Gustavo Larrahondo scored 13 points on 10 kills, 2 blocks and one ace for Colombia, joined by wing spiker Carlos Llanos with 11 points including 9 kills and middle blocker Kevin Carabali added 10 points. Wing spiker Henry Lopez led Dominican Republic with 10 points, followed by opposite Jose Miguel Caceres with 8 points.

United States 3, Chile 1

United States prevailed over Chile 3-1 (26-24, 25-18, 27-29, 25-22) and took seventh place. United States overcame Chile in a neck to neck battle with force, finishing with an overall 3-2 win-loss record. The Chilean performance turned on a notch with spectacular defense and after the US lost match-point in set three. The US led 59-54 in attacking and scored on 30 Chilean errors. Chile held slim advantage in the other two categories with 12-11 in blocks and 4-3 in aces, while scoring on 23 US errors. Setter James Shaw of United States once again led all scorers with 21 points. Also contributing in the US victory was middle blocker Matthew Pollock and wing spiker David Wieczorek with 16 points each. Wing spiker Vicente Parraguirre led Chile with 20 points, joined by opposite Tomas Parraguirre with 17 points and middle blocker Simon Guerra con 13 points.

Argentina 3, Cuba 1

Argentina moved into their fourth Pan American Cup title match in a row after defeating Cuba 3-1 (21-25, 25-18, 25-19, 25-20) in semifinals. Defending champions Argentina recovered from losing the first set, as Cuba's powerful attackers always kept them down on scores. From the second set forward, Argentina re designed their strategy with faster and coordinated moves to keep a comfortable margin in the remaining sets. Argentina preserved over Cuba with 57-52 margin in attacks, 10-9 in blocks and benefited from 29 Cuban errors, while Cuba led in serves by 2-0 and scored on 19 opponent errors. Argentina's balanced offense was led by Ezequiel Palacios (17pts.), Nicolas Bruno (14pts.), Luciano Palonsky (12pts.) and Joaquin Gallego (10pts.). Cuba distributed their points between Javier Concepción and Roamy Alonso with 12 points apiece, and Miguel Angel Lopez with Jesus Herrera added 9 points.

Brazil 3, Puerto Rico 1

Brazil reached the title match of the thirteenth Men's Pan American Cup after a dramatic victory over Puerto Rico 3-1 (25-27, 25-14, 25-20, 33-31). Brazil will face Argentina in the gold medal match, a re-match of the 2015 edition in Reno, Nevada, where Brazil won their third title. Brazil has reached the title match in 2011, 2013 and 2015, winning in all three occasions. In the semifinal match, Brazil closed in dramatic four sets, after missing four serves in a row in a nail biting finish. Puerto Rico's undying will pressured Brazil's offense but came off short to extend the actions to a tie-break. Brazil led with a huge 16-5 margin in blocks and 58-48 in spikes, and took advantage of 37 Puerto Rico errors while committing 37. Puerto Rico led in aces 2-1. Opposite Alan Souza impressed with a match-high of 26 points on 22 kills, 3 blocks and one ace match-point. Middle blocker Flavio Gualberto scored 16 points including 7 monster blocks and wing spiker Leonardo Nascimento added 12 points. Puerto Rico's top scorer was wing spiker Eddie Rivera with 14 points, joined by opposite Maurice Torres with 10 points and middle blocker Jessie

Argentina se enfrentará a Brasil por el título de la Copa Panamericana

CORDOBA, México, 1 de septiembre de 2018. – El campeón defensor Argentina se enfrentará a Brasil por el título de la décimo tercera Copa Panamericana Masculina el domingo en la Arena Córdoba, en Córdoba México.

Esta es la segunda ocasión que estos dos equipos se enfrentan, la última vez fue en 2015 en donde Brasil ganó su tercer título (2011, 2013, 2015). Para Argentina esta es su cuarta final consecutiva de un total de cinco, ganando en la edición pasada en Canadá.

Cuba y Puerto Rico jugarán por el bronce, luego del juego entre México y Canadá por el último boleto disponible a los Juegos Panamericanos de Lima 2019.

Colombia 3, Republica Dominicana 0

Colombia derrotó a República Dominicana 3-0 (25-23, 25-23, 27-25) finalizando en noveno lugar. Colombia siempre vino de abajo todo el partido, beneficiándose en el tercer set de un error no forzado por República Dominicana para extender el cierre a un apretado 27-25. Colombia fue muy efectivo para detener a los atacantes dominicanos con amplia ventaja de 11-1 en bloqueo. República Dominicana sostuvo una mínima ventaja de 39-38 en ataques y 6-2 en puntos de servicio. Colombia cometió 26 errores no forzados y República Dominicana cometió 28. El jugador opuesto Gustavo Larrahondo anotó 13 puntos a través de 10 ataques, 2 bloqueos y un punto de servicio para Colombia, acompañado por el atacante de esquina Carlos Llanos con 11 incluyendo 9 ataques y el central Kevin Carabali agregó 10 puntos. El atacante de esquina Henry López lideró a República Dominicana con 10 puntos, seguido del opuesto José Miguel Cáceres con 8 puntos.

Estados Unidos 3, Chile 1

Estados Unidos venció a Chile 3-1 (26-24, 25-18, 27-29, 25-22) y se llevó el séptimo lugar. Estados Unidos tuvo que usar su fuerza para imponerse a Chile en un duelo muy apretado, finalizando el torneo con record 3-2 en juegos ganados. El desempeño chileno subió de tono con espectacular defensa y luego de Estados Unidos perdiera un punto de partido en el tercer parcial. Estados Unidos encabezó el ataque con 59-54, anotando 30 puntos por errores de Chile. Mientras que Chile terminó con una mínima ventaja en las otras dos categorías con 12-11 en bloqueo y 4-3 en puntos de servicio, y anotando a través de 23 errores de EEUU. El acomodador James Shaw de Estados Unidos una vez más fue el máximo anotador con 21 puntos. El central Matthew Pollock y el atacante de esquina David Wieczorek contribuyeron también en el triunfo de Estados Unidos con 16 puntos cada uno. El atacante de esquina Vicente Parraguire lideró a Chile con 20 puntos, acompañado por el opuesto Tomás Parraguire con 17 puntos y el central Simón Guerra con 13 puntos.

Argentina 3, Cuba 1

Argentina accedió a su cuarta final de Copa Panamericana Masculina tras derrotar a Cuba 3-1 (21-25, 25-18, 25-19, 25-20) en la semifinal. El campeón defensor Argentina se recuperó de la derrota del primer set, ante un equipo cubano que arrancó con potencia y que supo contenerlos siempre abajo en el marcador. A partir del segundo parcial, los argentinos re plantearon su estrategia con un juego rápido y coordinado para tomar una ventaja cómo en los sets restantes. Argentina superó a Cuba por 57-52 en la categoría de ataques, 10-9 en bloqueos y beneficiándose de 29 errores cubanos, mientras que Cuba lideró el servicio por 2-0 y anotó 19 puntos por errores del rival. Argentina tuvo una ofensiva balanceada con Ezequiel Palacios (17pts.), Nicolás Bruno (14pts.), Luciano Palonsky (12pts.) y Joaquin Gallego (10pts.). Cuba repartió los puntos entre Javier Concepción y Roamy Alonso con 12 puntos cada uno, y Miguel Angel López con Jesús Herrera . aportaron 9 tantos cada uno.

XII Copa Panamericana Voleibol Masculino

Veracruz, México • August 26-Sept. 3 2018

molten

MIZUNO

SPORT COURT



Brasil 3, Puerto Rico 1

Brasil avanzó al juego por el título de la décima tercera Copa Panamericana Masculina luego de un dramático triunfo sobre Puerto Rico por 3-1 (25-27, 25-14, 25-20, 33-31). Brasil se enfrentará a Argentina en el juego por la medalla de oro en una revancha de la final en la edición 2015 en Reno, Nevada en donde Brasil se ganó su tercer título. Brasil ha alcanzado el juego por el título en 2011, 2013 y 2015, ganando en las tres ocasiones. En la semifinal, Brasil cerró en cuatro dramáticos sets, luego de perder cuatro servicios seguidos in un cierre de nervios. El insaciable ímpetu de los puertorriqueños presionó a la ofensiva de Brasil, pero no pudo extender las acciones a un desempate. Brasil encabezó el bloqueo por un gran margen de 16-5 y el ataque por 58-48, beneficiándose de 37 errores de Puerto Rico y cometiendo 37 faltas propias. Puerto Rico lideró en servicios 2-1. El opuesto Alan Souza impresionó con 26 puntos como el máximo atacante, anotando a través de 22 ataques, 3 bloqueos y el punto final por servicio. El central Flavio Gualberto anotó 16 puntos incluyendo 7 grandes bloqueos y el atacante Leonardo Nascimento agregó 12 puntos. El máximo anotador de Puerto Rico fue el atacante de esquina Eddie Rivera con 14 puntos, acompañado por el opuesto Maurice Torres con 10 puntos y el central Jessie Colon con 9 puntos.