

U21

Pan Am Cup

CANADA • May 14-22, 2017

NORCECA

Volleyball Confederation



COPA PANAMERICANA

VOLEIBOL SUB21

\$8.00 USD

\$80.00 MXN

16 AL 21 DE MAYO
ALBERTA, CANADA



Bulletin No 6

Saturday, May 20th 2017



Calendario y Formato de Competencia / Competition Format and Match Schedule

| GROUP-A | | | | | | | | | | | | | |
|---------|--------|-------|-------------|----|-------------|-----|-------------------------|-------|-------|-------|---|--------|------|
| No. | Date | Time | Teams | | LIVE SCORE | Set | Result per set (points) | | | | | POINTS | TIME |
| | | | | | | | 1 | 2 | 3 | 4 | 5 | | |
| 1 | 16-May | 12:00 | CUBA | vs | CHILE | 3-0 | 25-11 | 25-17 | 25-15 | | | 75-43 | 1:03 |
| 4 | 17-May | 16:00 | CHILE | vs | PUERTO RICO | 1-3 | 25-23 | 12-25 | 21-25 | 10-25 | | 68-98 | 1:38 |
| 7 | 18-May | 16:00 | PUERTO RICO | vs | CUBA | 0-3 | 15-25 | 12-25 | 20-25 | | | 47-75 | 1:10 |

| GROUP-B | | | | | | | | | | | | | |
|---------|--------|-------|-----------|----|------------|-----|-------------------------|-------|-------|-------|---|--------|-------|
| No. | Date | Time | Teams | | LIVE SCORE | Set | Result per set (points) | | | | | POINTS | TOTAL |
| | | | | | | | 1 | 2 | 3 | 4 | 5 | | |
| 2 | 16-May | 18:00 | BRAZIL | vs | BARBADOS | 3-0 | 25-12 | 25-8 | 25-12 | | | 75-32 | 0:58 |
| 3 | 16-May | 20:00 | CANADA | vs | GUATEMALA | 3-0 | 25-16 | 25-17 | 25-15 | | | 75-48 | 1:10 |
| 5 | 17-May | 18:00 | GUATEMALA | vs | BRAZIL | 0-3 | 14-25 | 10-25 | 11-25 | | | 35-75 | 1:03 |
| 6 | 17-May | 20:00 | CANADA | vs | BARBADOS | 3-0 | 25-14 | 25-17 | 25-16 | | | 75-47 | 1:06 |
| 8 | 18-May | 18:00 | BARBADOS | vs | GUATEMALA | 1-3 | 32-34 | 26-24 | 14-25 | 21-25 | | 93-108 | 1:43 |
| 9 | 18-May | 20:00 | CANADA | vs | BRAZIL | 1-3 | 17-25 | 25-21 | 20-25 | 14-25 | | 76-96 | 1:43 |

| QUATERFINALS | | | | | | | | | | | | | |
|--------------|--------|-------|-------------|----|-------------|-----|-------------------------|-------|-------|-------|---|--------|-------|
| No. | Date | Time | Teams | | LIVE SCORE | Set | Result per set (points) | | | | | POINTS | TOTAL |
| | | | | | | | 1 | 2 | 3 | 4 | 5 | | |
| 11 | 19-May | 18:00 | 2nd A (PUR) | vs | 3rd B (GUA) | 2-3 | 13-25 | 25-22 | 21-25 | 25-22 | | 98-110 | 1:36 |
| 10 | 19-May | 20:00 | 2nd B (CAN) | vs | 3rd A (CHI) | 3-1 | 25-15 | 25-18 | 22-25 | 25-10 | | 97-68 | 1:34 |

| FINAL CLASSIFICATION 5 | | | | | | | | | | | | | |
|------------------------|--------|-------|--------------------|----|--------------------|-----|-------------------------|-------|-------|---|---|--------|-------|
| No. | Date | Time | Teams | | LIVE SCORE | Set | Result per set (points) | | | | | POINTS | TOTAL |
| | | | | | | | 1 | 2 | 3 | 4 | 5 | | |
| 12 | 20-May | 14:00 | Loser of M10 (CHI) | vs | Loser of M11 (PUR) | 0-3 | 25-22 | 25-14 | 25-18 | | | 75-54 | 1:13 |

| SEMIFINALS | | | | | | | | | | | | | |
|------------|--------|-------|-------------|----|---------------------|-----|-------------------------|-------|-------|-------|---|--------|-------|
| No. | Date | Time | Teams | | LIVE SCORE | Set | Result per set (points) | | | | | POINTS | TOTAL |
| | | | | | | | 1 | 2 | 3 | 4 | 5 | | |
| 13 | 20-May | 16:00 | 1st B (BRA) | vs | Winner of M11 (GUA) | 3-0 | 25-10 | 25-16 | 25-20 | | | 75-46 | 1:11 |
| 14 | 20-May | 18:00 | 1st A (CUB) | vs | Winner of M10 (CAN) | 3-1 | 19-25 | 25-22 | 25-18 | 25-19 | | 94-84 | 1:41 |

| FINAL CLASSIFICATION 6/7 | | | | | | | | | | | | | |
|--------------------------|--------|-------|-------------|----|--------------------|-----|-------------------------|---|---|---|---|--------|-------|
| No. | Date | Time | Teams | | LIVE SCORE | Set | Result per set (points) | | | | | POINTS | TOTAL |
| | | | | | | | 1 | 2 | 3 | 4 | 5 | | |
| 15 | 21-May | 14:00 | 4th B (BAR) | vs | Loser of M12 (CHI) | 0-0 | | | | | | | |

| FINALS | | | | | | | | | | | | | |
|--------|--------|-------|---------------------|----|---------------------|-----|-------------------------|---|---|---|---|--------|-------|
| No. | Date | Time | Teams | | LIVE SCORE | Set | Result per set (points) | | | | | POINTS | TOTAL |
| | | | | | | | 1 | 2 | 3 | 4 | 5 | | |
| 16 | 21-May | 16:00 | Loser of M13 (GUA) | vs | Loser of M14 (CAN) | 0-0 | | | | | | | |
| 17 | 21-May | 18:00 | Winner of M13 (BRA) | vs | Winner of M14 (CUB) | 0-0 | | | | | | | |

*NOTE1: For the Classification, Quarterfinal and Semifinal Rounds, according to the FIVB General Competition Regulations, it must be avoided that teams from the same group play each other.

*NOTE2: According to the established competition format and the FIVB General Regulations, for the Classification, Quarterfinal and Semifinal Rounds, if three teams from the same group qualify, the match between highest ranked team and lowest ranked team of their Preliminary Round will be repeated.

*NOTE3: Winner of M12 = Winner of Match #12, etc.



| Dia / Day | Hora / Time | Competition Venue - Keyano College | Training Court 1 - Keyano College | Training Court 2 - Keyano College | |
|-----------|----------------------------------|--|-----------------------------------|-----------------------------------|----------------------------|
| 14-may-17 | 8:00 | | | | |
| | 9:30 | | | | |
| | 11:00 | | | | |
| | 12:30 | | | | |
| | 14:00 | | | | |
| | 15:30 | BRA | GUA | | |
| | 17:00 | CAN | BAR | | |
| | 18:30 | CUB | PUR | | |
| 20:00 | CHI | | | | |
| 15-may-17 | 8:00 | CHI | | | Preliminary Inquiry |
| | 9:30 | CUB | | | |
| | 11:00 | PUR | | | 8:00 PUR |
| | 12:30 | BRA | | | 8:45 BAR |
| | 14:00 | GUA | CAN | | 9:30 GUA |
| | 15:30 | BAR | | | 10:15 CHI |
| | 17:00 | | CUB (12:00) | CHI (12:00) | 11:00 CAN |
| | 18:00 | CLINICA PRACTICA | | | 11:45 BRA |
| | 18:30 | | | | 12:30 CUB |
| | 19:00 | Control Committee Meeting | | | |
| | 20:00 | General Technical Meeting | | | |
| 16-may-17 | 8:00 | | BRA (18:00) | BAR (18:00) | |
| | 9:30 | | CAN (20:00) | GUA (20:00) | |
| | 11:00 | | PUR (OFF) | | |
| | 12:30 | | | | |
| | 14:00 | | | | |
| | 12:00 | CUB vs CHI | | | |
| | 18:00 | BRA vs BAR | | | |
| | 20:00 | CAN vs GUA | | | |
| 17-may-17 | 8:00 | | PUR (16:00) | CHI (16:00) | |
| | 9:30 | | GUA (18:00) | BRA (18:00) | |
| | 11:00 | | BAR (20:00) | CAN (20:00) | |
| | 12:30 | | CUB (OFF) | | |
| | 14:00 | | | | |
| | 16:00 | CHI vs PUR | | | |
| | 18:00 | GUA vs BRA | | | |
| 20:00 | CAN vs BAR | | | | |
| 18-may-17 | 8:00 | | CUB (16:00) | PUR (16:00) | |
| | 9:30 | | BAR (18:00) | GUA (18:00) | |
| | 11:00 | | CAN (20:00) | BRA (20:00) | |
| | 12:30 | | CHI (OFF) | | |
| | 14:00 | | | | |
| | 16:00 | CUB vs PUR | | | |
| 18:00 | BAR vs GUA | | | | |
| 20:00 | CAN vs BRA | | | | |
| 19-may-17 | 8:00 | PUR 2nd A (18:00) | | | |
| | 9:30 | GUA 3rd B (18:00) | CUB 1st A (OFF) | BRA 1st B (OFF) | |
| | 11:00 | CAN 2nd B (20:00) | BAR 4th B (OFF) | | |
| | 12:30 | CHI 3rd A (20:00) | | | |
| | 18:00 | PUR 2nd A vs 3rd B GUA | | | |
| | 20:00 | CAN 2nd B vs 3rd A CHI | | | |
| 20-may-17 | 8:00 | | (CHI) Loser of M10 (14:00) | Loser of M11 (14:00) (PUR) | |
| | 9:30 | | BRA 1st B (16:00) | Winner of M11(16:00)(GUA) | |
| | 11:00 | | CUB 1st A (18:00) | Winner of M10 (18:00) (CAN) | |
| | 12:30 | | | | |
| | 14:00 | (CHI) Loser of M10 vs Loser of M11 (PUR) | | | |
| | 16:00 | BRA 1st B vs Winner of M11(GUA) | | | |
| 18:00 | CUB 1st A vs Winner of M10 (CAN) | | | | |
| 21-may-17 | 8:00 | | Loser of M12 (14:00) (CHI) | 4th B (14:00) (BAR) | |
| | 9:30 | | Loser of M14 (16:00)(CAN) | Loser of M13 (16:00)(GUA) | |
| | 11:00 | | Winner of M14 (18:00) (CUB) | Winner of M13 (18:00)(BRA) | |
| | 14:00 | (BAR) 4th B vs Loser of M12 (CHI) | | | |
| | 16:00 | (GUA)Loser of M13 vs Loser of M14 (CAN) | | | |
| | 18:00 | (BRA) Winner of M13 of Winner of M14 (CUB) | | | |



2017 U-21 Men's Pan American Cup

P-4 Collated results & ranking

Results as of 20 May 2017



MATCHES RESULTS

Pool A

| No | Date | Teams | Set | Result per set (points) | | | | | Total Points | Duration | Spectators |
|----|-------------|-----------|-----|-------------------------|-------|-------|-------|---|--------------|----------|------------|
| | | | | 1 | 2 | 3 | 4 | 5 | | | |
| 1 | 16-May-2017 | CUB - CHI | 3-0 | 25-11 | 25-17 | 25-15 | | | 75-43 | 19:18 | 400 |
| 4 | 17-May-2017 | CHI - PUR | 1-3 | 25-23 | 12-25 | 21-25 | 10-25 | | 68-98 | 19:47 | 100 |
| 7 | 18-May-2017 | PUR - CUB | 0-3 | 15-25 | 12-25 | 20-25 | | | 47-75 | 19:08 | 100 |

Pool B

| No | Date | Teams | Set | Result per set (points) | | | | | Total Points | Duration | Spectators |
|----|-------------|-----------|-----|-------------------------|-------|-------|-------|---|--------------|----------|------------|
| | | | | 1 | 2 | 3 | 4 | 5 | | | |
| 2 | 16-May-2017 | BRA - BAR | 3-0 | 25-12 | 25-8 | 25-12 | | | 75-32 | 19:04 | 100 |
| 3 | 16-May-2017 | CAN - GUA | 3-0 | 25-16 | 25-17 | 25-15 | | | 75-48 | 19:16 | 350 |
| 5 | 17-May-2017 | GUA - BRA | 0-3 | 14-25 | 10-25 | 11-25 | | | 35-75 | 19:39 | 150 |
| 6 | 17-May-2017 | CAN - BAR | 3-0 | 25-14 | 25-17 | 25-16 | | | 75-47 | 19:34 | 200 |
| 8 | 18-May-2017 | BAR - GUA | 1-3 | 32-34 | 26-24 | 14-25 | 21-25 | | 93-108 | 19:52 | 250 |
| 9 | 18-May-2017 | CAN - BRA | 1-3 | 17-25 | 25-21 | 20-25 | 14-25 | | 76-96 | 20:24 | 380 |

Quarterfinals

| No | Date | Teams | Set | Result per set (points) | | | | | Total Points | Duration | Spectators |
|----|-------------|-----------|-----|-------------------------|-------|-------|-------|-------|--------------|----------|------------|
| | | | | 1 | 2 | 3 | 4 | 5 | | | |
| 10 | 19-May-2017 | CAN - CHI | 3-1 | 25-15 | 25-18 | 22-25 | 25-10 | | 97-68 | 22:36 | 150 |
| 11 | 19-May-2017 | PUR - GUA | 2-3 | 13-25 | 25-22 | 21-25 | 25-22 | 14-16 | 98-110 | 18:15 | 150 |

Semifinals

| No | Date | Teams | Set | Result per set (points) | | | | | Total Points | Duration | Spectators |
|----|-------------|-----------|-----|-------------------------|-------|-------|-------|---|--------------|----------|------------|
| | | | | 1 | 2 | 3 | 4 | 5 | | | |
| 13 | 20-May-2017 | BRA - GUA | 3-0 | 25-10 | 25-16 | 25-20 | | | 75-46 | 19:17 | 200 |
| 14 | 20-May-2017 | CUB - CAN | 3-1 | 19-25 | 25-22 | 25-18 | 25-19 | | 94-84 | 19:52 | 400 |

Final 5

| No | Date | Teams | Set | Result per set (points) | | | | | Total Points | Duration | Spectators |
|----|-------------|-----------|-----|-------------------------|-------|-------|---|---|--------------|----------|------------|
| | | | | 1 | 2 | 3 | 4 | 5 | | | |
| 12 | 20-May-2017 | PUR - CHI | 3-0 | 25-22 | 25-14 | 25-18 | | | 75-54 | 19:19 | 100 |

Final 6-7

| No | Date | Teams | Set | Result per set (points) | | | | | Total Points | Duration | Spectators |
|----|-------------|-----------|-----|-------------------------|---|---|---|---|--------------|----------|------------|
| | | | | 1 | 2 | 3 | 4 | 5 | | | |
| 15 | 21-May-2017 | BAR - CHI | | | | | | | | | |

Final 3-4

| No | Date | Teams | Set | Result per set (points) | | | | | Total Points | Duration | Spectators |
|----|-------------|-----------|-----|-------------------------|---|---|---|---|--------------|----------|------------|
| | | | | 1 | 2 | 3 | 4 | 5 | | | |
| 16 | 21-May-2017 | GUA - CAN | | | | | | | | | |

Final 1-2

| No | Date | Teams | Set | Result per set (points) | | | | | Total Points | Duration | Spectators |
|----|-------------|-----------|-----|-------------------------|---|---|---|---|--------------|----------|------------|
| | | | | 1 | 2 | 3 | 4 | 5 | | | |
| 17 | 21-May-2017 | BRA - CUB | | | | | | | | | |





2017 U-21 Men's Pan American Cup

P-4 Collated results & ranking

Results as of 20 May 2017



TEAM RANKING

Pool A

| Rk | Code | Team | Matches | | | | Pts | Results details | | | | | | Sets | | | Points | | |
|----|------|-------------|---------|---|---|----|-----|-----------------|-----|-----|-----|-----|-----|------|-------|-------|--------|-------|-------|
| | | | W | L | T | | | 3-0 | 3-1 | 3-2 | 2-3 | 1-3 | 0-3 | W | L | Ratio | W | L | Ratio |
| 1 | CUB | Cuba | 2 | 0 | 2 | 10 | 2 | 0 | 0 | 0 | 0 | 0 | 6 | 0 | MAX | 150 | 90 | 1.666 | |
| 2 | PUR | Puerto Rico | 1 | 1 | 2 | 4 | 0 | 1 | 0 | 0 | 0 | 1 | 3 | 4 | 0.750 | 145 | 143 | 1.013 | |
| 3 | CHI | Chile | 0 | 2 | 2 | 1 | 0 | 0 | 0 | 0 | 1 | 1 | 1 | 6 | 0.166 | 111 | 173 | 0.641 | |

Pool B

| Rk | Code | Team | Matches | | | | Pts | Results details | | | | | | Sets | | | Points | | |
|----|------|-----------|---------|---|---|----|-----|-----------------|-----|-----|-----|-----|-----|------|-------|-------|--------|-------|-------|
| | | | W | L | T | | | 3-0 | 3-1 | 3-2 | 2-3 | 1-3 | 0-3 | W | L | Ratio | W | L | Ratio |
| 1 | BRA | Brazil | 3 | 0 | 3 | 14 | 2 | 1 | 0 | 0 | 0 | 0 | 9 | 1 | 9.000 | 246 | 143 | 1.720 | |
| 2 | CAN | Canada | 2 | 1 | 3 | 11 | 2 | 0 | 0 | 0 | 1 | 0 | 7 | 3 | 2.333 | 226 | 191 | 1.183 | |
| 3 | GUA | Guatemala | 1 | 2 | 3 | 4 | 0 | 1 | 0 | 0 | 0 | 2 | 3 | 7 | 0.428 | 191 | 243 | 0.786 | |
| 4 | BAR | Barbados | 0 | 3 | 3 | 1 | 0 | 0 | 0 | 0 | 1 | 2 | 1 | 9 | 0.111 | 172 | 258 | 0.666 | |





P-2 VOLLEYBALL • Match result



2017 U-21 Men's Pan American Cup
FINAL (Places 5)

Match: 12 **Date:** 20/05/2017 **Spectators:** 100
City: Fort McMurray
Hall: Keyano College
Match duration: **Start:** 14:00 **End:** 15:19 **Total:** 1:19

| Teams | Sets | 1 | 2 | 3 | 4 | 5 | Total |
|---------------------|----------|------|------|------|---|---|-------|
| PUR | 3 | 25 | 25 | 25 | | | 75 |
| CHI | 0 | 22 | 14 | 18 | | | 54 |
| Set duration | | 0:26 | 0:22 | 0:25 | | | 1:13 |

Referees: BORROTO, RICARDO (CUB) & CAMERON, ANDREW (CAN)

| PUR • PUERTO RICO | | 1 | 2 | 3 | 4 | 5 | Pts |
|-------------------|-----------------------|---|---|---|---|---|-----|
| 1 | Garcia Gabriel(OP) | | | | | | |
| 2 | Molina Pedro(WS) | ■ | ■ | ■ | | | 6 |
| 4 | L Arvelo Sebastian(L) | L | L | L | | | |
| 5 | Negron Sebastian(WS) | ■ | ■ | ■ | | | 17 |
| 7 | Perez Gianvictor(WS) | □ | | | | | |
| 8 | Elias Antonio(MB) | ■ | ■ | ■ | | | 7 |
| 9 | Nido Alvarez Roque(S) | | | | | | |
| 13 | Negron Diego(OP) | □ | □ | □ | | | |
| 14 | Arteaga Ricardo(S) | ■ | ■ | ■ | | | 1 |
| 15 | Fernandez Ivan(MB) | | | | | | |
| 16 | Leon Johan(WS) | ■ | ■ | ■ | | | 10 |
| 18 | Perez Randy(MB) | ■ | ■ | ■ | | | 3 |

Coach: Angel Melendez (PUR)
Assistant: Gerardo De Jesus (PUR)

| CHI • CHILE | | 1 | 2 | 3 | 4 | 5 | Pts |
|-------------|------------------------|---|---|---|---|---|-----|
| 1 | Villarreal Esteban (S) | ■ | ■ | ■ | | | 4 |
| 2 | Ibarra Vicente(WS) | ■ | ■ | ■ | | | 1 |
| 3 | Mülchi Esteban(WS) | ■ | ■ | □ | | | 1 |
| 5 | Leon Joaquin(S) | □ | □ | □ | | | 1 |
| 7 | Julio Santiago(WS) | | | | | | |
| 10 | Mardones Vicente(OP) | ■ | ■ | ■ | | | 11 |
| 13 | L Lavin Lucas(L) | L | L | L | | | |
| 14 | Bravo Jaime(WS) | □ | | □ | | | |
| 15 | Gago Tomas(MB) | ■ | ■ | ■ | | | 3 |
| 16 | Zenteno Julian (MB) | | | | □ | | |
| 19 | Vergara Cristobal (WS) | | | □ | ■ | | 2 |
| 20 | Fuentes Bastian(MB) | ■ | ■ | ■ | | | 9 |

Coach: Nejamkin, Daniel (ARG)
Assistant: Cancino, Jonathan (CHI)

TEAMS AND PLAYERS PERFORMANCES

| Won Pts | Total Atts | No Name | Scoring Skills | Won Pts | Total Atts | No Name |
|------------------|-------------------|------------------------|---------------------------|------------------|-------------------|--------------------------|
| 32 | 58 | Total Team | | 22 | 65 | Total Team |
| 11 | 18 | 5 Negron Sebastian(WS) | Spike | 8 | 22 | 10 Mardones Vicente(OP) |
| 9 | 14 | 16 Leon Johan(WS) | | 6 | 7 | 20 Fuentes Bastian(MB) |
| 7 | 32 | Total Team | Block | 3 | 20 | Total Team |
| 4 | 7 | 8 Elias Antonio(MB) | | 2 | 6 | 10 Mardones Vicente(OP) |
| 2 | 6 | 5 Negron Sebastian(WS) | | 1 | 2 | 1 Villarreal Esteban (S) |
| 5 | 72 | Total Team | Serve | 7 | 56 | Total Team |
| 4 | 13 | 5 Negron Sebastian(WS) | | 3 | 12 | 20 Fuentes Bastian(MB) |
| 1 | 15 | 16 Leon Johan(WS) | | 2 | 10 | 1 Villarreal Esteban (S) |
| 31 | | Total Team | Opp. error | 22 | | Total Team |
| 75 | 162 | Total Team | Total | 54 | 141 | Total Team |
| 17 | 37 | 5 Negron Sebastian(WS) | Best Scorer | 11 | 36 | 10 Mardones Vicente(OP) |
| | | | Non scoring Skills | | | |
| Excellent | Total Atts | No Name | | Excellent | Total Atts | No Name |
| 4 | 60 | Total Team | Dig | 3 | 74 | Total Team |
| 3 | 12 | 4 Arvelo Sebastian(L) | | 3 | 13 | 13 Lavin Lucas(L) |
| 1 | 6 | 16 Leon Johan(WS) | | | | |
| 5 | 55 | Total Team | Set | 7 | 64 | Total Team |
| 5 | 46 | 14 Arteaga Ricardo(S) | | 7 | 43 | 1 Villarreal Esteban (S) |
| 14 | 43 | Total Team | Reception | 19 | 61 | Total Team |
| 7 | 18 | 2 Molina Pedro(WS) | <u>Success - Faults</u> | 12 | 28 | 13 Lavin Lucas(L) |
| 5 | 13 | 4 Arvelo Sebastian(L) | <u># Attempts</u> | 3 | 14 | 2 Ibarra Vicente(WS) |

■ Starting line-up Pts = Points scored [nn] = Captain
□ Substitute Atts = Attempts L = Libero
Opp = Opponent





P-2 VOLLEYBALL • Match result



2017 U-21 Men's Pan American Cup
SEMIFINALS

Match: 13 **Date:** 20/05/2017 **Spectators:** 200
City: Fort McMurray
Hall: Keyano College
Match duration: **Start:** 16:00 **End:** 17:17 **Total:** 1:17

| Teams | Sets | 1 | 2 | 3 | 4 | 5 | Total |
|---------------------|----------|------|------|------|---|---|-------|
| BRA | 3 | 25 | 25 | 25 | | | 75 |
| GUA | 0 | 10 | 16 | 20 | | | 46 |
| Set duration | | 0:21 | 0:24 | 0:26 | | | 1:11 |

Referees: ADDISON, DALE (BAR) & CAREAGA, REINALDO (CHI)

| BRA • BRAZIL | | 1 | 2 | 3 | 4 | 5 | Pts |
|--------------|-------------------------|---|---|---|---|---|-----|
| 3 | Moraes Davy (OP) | ☐ | ☐ | ■ | | | 6 |
| 4 | Roque Felipe(OP) | ■ | ■ | | | | 6 |
| 5 | Gonçalves Matheus (S) | ■ | ■ | | | | 2 |
| 8 | Honorato Henrique (WS) | ■ | ■ | | | | 12 |
| 9 | Cardoso Victor (WS) | ■ | ■ | | | | 5 |
| 11 | Mascarenhas Daniel (MB) | ■ | ■ | | | | 3 |
| 12 | Bertolini Gabriel(MB) | ■ | ■ | ■ | | | 13 |
| 13 L | Reis Maique(L) | L | L | L | | | |
| 14 | Rammé Felipi(WS) | | ☐ | ■ | | | 5 |
| 15 | Rodrigues Luis(S) | ☐ | ☐ | ■ | | | 2 |
| 17 | Elias Alexandre(WS) | | ☐ | ■ | | | 7 |
| 18 | Barreto Lucas(MB) | | ☐ | ■ | | | 2 |

Coach: Nery Pereira Tambeir (BRA)
Assistant: Guilherme Novaes Pin (BRA)

| GUA • GUATEMALA | | 1 | 2 | 3 | 4 | 5 | Pts |
|-----------------|-----------------------------|---|---|---|---|---|-----|
| 2 | Lopez Carlos(WS) | ■ | ■ | ■ | | | 2 |
| 3 | Chacon Wagner(WS) | ■ | ■ | ■ | | | 8 |
| 4 L | Santa Luis(L) | L | L | L | | | |
| 5 | Flores Erik(OP) | ■ | ■ | ■ | | | 10 |
| 6 | Pineda Edras(MB) | ■ | ■ | ■ | | | 6 |
| 7 | Ruano Adan(S) | ■ | ■ | ■ | | | |
| 8 | Rodriguez Sergy (OP) | ☐ | ☐ | ☐ | | | |
| 9 | Maldonado Edgar(S) | ☐ | ☐ | ☐ | | | 1 |
| 10 | De Los Angeles Cristian(MB) | ■ | | | | | |
| 11 | Alvarado David(MB) | | ■ | ■ | | | 2 |

Coach: Reider LUCAS (CUB)
Assistant:

TEAMS AND PLAYERS PERFORMANCES

| Won Pts | Total Atts | No Name | Scoring Skills | Won Pts | Total Atts | No Name |
|---------|------------|--------------------------|-------------------|---------|------------|-----------------------|
| 50 | 83 | Total Team | | 25 | 87 | Total Team |
| 10 | 13 | 8 Honorato Henrique(WS) | Spike | 8 | 32 | 3 Chacon Wagner(WS) |
| 9 | 12 | 12 Bertolini Gabriel(MB) | | 7 | 20 | 5 Flores Erik(OP) |
| 13 | 46 | Total Team | Block | 2 | 26 | Total Team |
| 4 | 15 | 12 Bertolini Gabriel(MB) | | 1 | 3 | 5 Flores Erik(OP) |
| 2 | 2 | 8 Honorato Henrique(WS) | | 1 | 5 | 11 Alvarado David(MB) |
| 0 | 73 | Total Team | Serve | 2 | 48 | Total Team |
| | | | | 2 | 9 | 5 Flores Erik(OP) |
| 12 | | Total Team | Opp. error | 17 | | Total Team |
| 75 | 202 | Total Team | Total | 46 | 161 | Total Team |

| | | | | | | |
|----|----|--------------------------|--------------------|----|----|-------------------|
| 13 | 41 | 12 Bertolini Gabriel(MB) | Best Scorer | 10 | 32 | 5 Flores Erik(OP) |
|----|----|--------------------------|--------------------|----|----|-------------------|

| Excellent | Total Atts | No Name | Non scoring Skills | Excellent | Total Atts | No Name |
|-----------|------------|-------------------------|-------------------------|-----------|------------|---------------------|
| 5 | 72 | Total Team | | 3 | 98 | Total Team |
| 2 | 17 | 13 Reis Maique(L) | Dig | 2 | 12 | 4 Santa Luis(L) |
| 1 | 6 | 9 Cardoso Victor (WS) | | 1 | 14 | 3 Chacon Wagner(WS) |
| 9 | 72 | Total Team | Set | 3 | 92 | Total Team |
| 5 | 31 | 5 Gonçalves Matheus (S) | | 3 | 74 | 7 Ruano Adan(S) |
| 13 | 45 | Total Team | Reception | 16 | 68 | Total Team |
| 4 | 12 | 9 Cardoso Victor (WS) | <u>Success - Faults</u> | 7 | 19 | 4 Santa Luis(L) |
| 4 | 9 | 13 Reis Maique(L) | <u># Attempts</u> | 7 | 32 | 3 Chacon Wagner(WS) |

■ Starting line-up Pts = Points scored [nn] = Captain
☐ Substitute Atts = Attempts L = Libero
Opp = Opponent





P-2 VOLLEYBALL • Match result



2017 U-21 Men's Pan American Cup SEMIFINALS

Match: 14 **Date:** 20/05/2017 **Spectators:** 400
City: Fort McMurray
Hall: Keyano College
Match duration: **Start:** 18:02 **End:** 19:52 **Total:** 1:50

| Teams | Sets | 1 | 2 | 3 | 4 | 5 | Total |
|---------------------|----------|------|------|------|------|---|-------|
| CUB | 3 | 19 | 25 | 25 | 25 | | 94 |
| CAN | 1 | 25 | 22 | 18 | 19 | | 84 |
| Set duration | | 0:23 | 0:27 | 0:25 | 0:26 | | 1:41 |

Referees: FELICIANO, FABRICIO (BRA) & MORATAYA, EDWIN (GUA)

| CUB • CUBA | | 1 | 2 | 3 | 4 | 5 | Pts |
|------------|------------------------|---|---|---|---|---|-----|
| 1 | Masso José (MB) | ■ | ■ | ■ | ■ | | 5 |
| 2 | Melgarejo Osniel (WS) | ■ | ■ | ■ | ■ | | 18 |
| 3 | Yang Marlon (WS) | | | | | | |
| 5 | Concepcion Javier (MB) | ■ | ■ | ■ | ■ | | 12 |
| 10 | Gutierrez Miguel (OP) | ■ | ■ | ■ | ■ | | 14 |
| 11 | Taboada Livan (S) | | | | | | |
| 12 | Herrera Raciol (WS) | | | | | | |
| 14 | Goide Adrian (S) | ■ | ■ | ■ | ■ | | 1 |
| 16 | Andreu Victor (WS) | | | | | | |
| 17 | Alonso Roamy (MB) | | | | | | |
| 18 | Lopez Miguel (WS) | ■ | ■ | ■ | ■ | | 18 |
| 19 | L Salazar Lionnis (L) | L | L | L | L | | |

Coach: NICOLAS VIVES COFFIG (CUB)
Assistant: YOSVANY MUÑOZ PEREZ (CUB)

| CAN • CANADA | | 1 | 2 | 3 | 4 | 5 | Pts |
|--------------|---------------------------|---|---|---|---|---|-----|
| 1 | Vernon-Evans Sharone (OP) | ■ | ■ | ■ | ■ | | 18 |
| 3 | Elser Jesse (WS) | ■ | ■ | ■ | ■ | | 8 |
| 4 | Sani Taryq (WS) | | | | □ | | |
| 5 | Loeppky Eric (WS) | ■ | ■ | ■ | ■ | | 17 |
| 7 | L Pereira Jordan (L) | L | L | L | L | | |
| 9 | Mawdsley Matthew (MB) | ■ | ■ | ■ | ■ | | 2 |
| 11 | Fynnian McCarthy (MB) | ■ | ■ | ■ | ■ | | 8 |
| 12 | Clegg Mikael (S) | | | | | | |
| 13 | Passalent Matthew (WS) | | | | | | |
| 14 | Epp Derek (S) | ■ | ■ | ■ | ■ | | 2 |
| 15 | Kern Jacob (WS) | | | | | | |
| 16 | Gyimah Deanan (MB) | | | □ | □ | ■ | 1 |

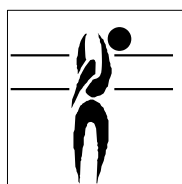

Coach: Brousseau, Gino (CAN)
Assistant: Simac, Adam (CAN)

TEAMS AND PLAYERS PERFORMANCES

| Won Pts | Total Atts | No Name | Scoring Skills | Won Pts | Total Atts | No Name |
|---------|------------|--------------------------|---------------------------|---------|------------|-----------------------------|
| 57 | 99 | Total Team | | 45 | 95 | Total Team |
| 17 | 29 | 2 Melgarejo Osniel (WS) | Spike | 17 | 36 | 1 Vernon-Evans Sharone (OP) |
| 16 | 26 | 18 Lopez Miguel (WS) | | 12 | 25 | 5 Loeppky Eric (WS) |
| 3 | 40 | Total Team | Block | 6 | 30 | Total Team |
| 1 | 6 | 2 Melgarejo Osniel (WS) | | 3 | 10 | 11 Fynnian McCarthy (MB) |
| 1 | 7 | 5 Concepcion Javier (MB) | | 2 | 3 | 5 Loeppky Eric (WS) |
| 8 | 93 | Total Team | Serve | 5 | 85 | Total Team |
| 5 | 20 | 10 Gutierrez Miguel (OP) | | 3 | 13 | 5 Loeppky Eric (WS) |
| 2 | 17 | 5 Concepcion Javier (MB) | Opp. error | 1 | 4 | 16 Gyimah Deanan (MB) |
| 26 | | Total Team | Total | 28 | | Total Team |
| 94 | 232 | Total Team | | 84 | 210 | Total Team |
| 18 | 45 | 2 Melgarejo Osniel (WS) | Best Scorer | 18 | 52 | 1 Vernon-Evans Sharone (OP) |
| 9 | 70 | Total Team | Non scoring Skills | 9 | 96 | Total Team |
| 5 | 15 | 19 Salazar Lionnis (L) | Dig | 5 | 11 | 7 Pereira Jordan (L) |
| 2 | 8 | 2 Melgarejo Osniel (WS) | | 2 | 4 | 4 Sani Taryq (WS) |
| 28 | 89 | Total Team | Set | 15 | 86 | Total Team |
| 28 | 79 | 14 Goide Adrian (S) | | 15 | 78 | 14 Epp Derek (S) |
| 21 | 74 | Total Team | Reception | 16 | 76 | Total Team |
| 12 | 31 | 19 Salazar Lionnis (L) | Success - Faults | 6 | 34 | 5 Loeppky Eric (WS) |
| 6 | 21 | 2 Melgarejo Osniel (WS) | # Attempts | 6 | 31 | 3 Elser Jesse (WS) |

■ Starting line-up Pts = Points scored [nn] = Captain
□ Substitute Atts = Attempts L = Libero
Opp = Opponent





Best Scorers

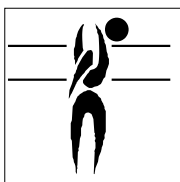
| Rk | No | Name | Team | Spike | Block | Serve | Total |
|-------------------------|----|-----------------------------|------|------------|------------|------------|--------------|
| 1 | 5 | Loeppky Eric(WS) | CAN | 68 | 10 | 10 | 88 |
| 2 | 3 | Chacon Wagner(WS) | GUA | 59 | 5 | 1 | 65 |
| 3 | 1 | Vernon-Evans Sharone(OP) | CAN | 52 | 4 | 5 | 61 |
| 4 | 5 | Flores Erik(OP) | GUA | 46 | 4 | 6 | 56 |
| 5 | 2 | Molina Pedro(WS) | PUR | 46 | 6 | 3 | 55 |
| 6 | 10 | Gutierrez Miguel(OP) | CUB | 27 | 0 | 18 | 45 |
| 7 | 18 | Lopez Miguel (WS) | CUB | 31 | 1 | 9 | 41 |
| 8 | 8 | Honorato Henrique(WS) | BRA | 30 | 4 | 6 | 40 |
| 8 | 5 | Negron Sebastian(WS) | PUR | 31 | 3 | 6 | 40 |
| 10 | 2 | Melgarejo Osniel (WS) | CUB | 30 | 2 | 7 | 39 |
| 11 | 9 | Cardoso Victor (WS) | BRA | 28 | 7 | 3 | 38 |
| 12 | 4 | Roque Felipe(OP) | BRA | 29 | 5 | 2 | 36 |
| 13 | 10 | Mardones Vicente(OP) | CHI | 25 | 4 | 2 | 31 |
| 14 | 3 | Cyrus Carlos (WS) | BAR | 26 | 4 | 0 | 30 |
| 14 | 20 | Fuentes Bastian(MB) | CHI | 16 | 4 | 10 | 30 |
| 16 | 16 | Leon Johan(WS) | PUR | 22 | 3 | 4 | 29 |
| 17 | 5 | Niles Adam(OP) | BAR | 23 | 5 | 0 | 28 |
| 18 | 7 | Jordan Ashan (WS) | BAR | 19 | 3 | 5 | 27 |
| 18 | 2 | Lopez Carlos(WS) | GUA | 26 | 0 | 1 | 27 |
| 20 | 18 | Perez Randy(MB) | PUR | 20 | 5 | 1 | 26 |
| 20 | 11 | Fynnian McCarthy(MB) | CAN | 14 | 12 | 0 | 26 |
| 22 | 5 | Concepcion Javier(MB) | CUB | 17 | 6 | 2 | 25 |
| 22 | 6 | Pineda Edras(MB) | GUA | 20 | 4 | 1 | 25 |
| 22 | 16 | Gyimah Deanan(MB) | CAN | 16 | 6 | 3 | 25 |
| 25 | 3 | Elser Jesse(WS) | CAN | 22 | 0 | 2 | 24 |
| 26 | 12 | Bertolini Gabriel(MB) | BRA | 14 | 6 | 2 | 22 |
| 27 | 3 | Moraes Davy (OP) | BRA | 19 | 2 | 0 | 21 |
| 28 | 15 | Gago Tomas(MB) | CHI | 16 | 4 | 0 | 20 |
| 29 | 3 | Mülchi Esteban(WS) | CHI | 17 | 2 | 0 | 19 |
| 29 | 1 | Garcia Gabriel(OP) | PUR | 13 | 1 | 5 | 19 |
| 31 | 15 | Fernandez Ivan(MB) | PUR | 15 | 2 | 1 | 18 |
| 32 | 11 | Mascarenhas Daniel (MB) | BRA | 11 | 5 | 0 | 16 |
| 33 | 13 | Passalent Matthew(WS) | CAN | 12 | 1 | 2 | 15 |
| 34 | 14 | Rammé Felipi(WS) | BRA | 11 | 3 | 0 | 14 |
| 34 | 18 | Barreto Lucas(MB) | BRA | 5 | 8 | 1 | 14 |
| 36 | 17 | Elias Alexandre(WS) | BRA | 12 | 0 | 1 | 13 |
| 37 | 10 | De Los Angeles Cristian(MB) | GUA | 9 | 2 | 1 | 12 |
| 37 | 9 | Mawdsley Matthew(MB) | CAN | 7 | 4 | 1 | 12 |
| 37 | 4 | Sani Taryq (WS) | CAN | 5 | 4 | 3 | 12 |
| 40 | 1 | Masso José (MB) | CUB | 9 | 2 | 0 | 11 |
| 41 | 15 | Rodrigues Luis(S) | BRA | 3 | 2 | 4 | 9 |
| 41 | 2 | Ibarra Vicente(WS) | CHI | 9 | 0 | 0 | 9 |
| 41 | 1 | Villarreal Esteban (S) | CHI | 1 | 3 | 5 | 9 |
| 44 | 4 | Mayers Ahkeem(S) | BAR | 2 | 6 | 0 | 8 |
| 44 | 5 | Gonçalves Matheus (S) | BRA | 3 | 1 | 4 | 8 |
| 44 | 14 | Arteaga Ricardo(S) | PUR | 4 | 3 | 1 | 8 |
| 47 | 8 | Elias Antonio(MB) | PUR | 3 | 4 | 0 | 7 |
| 47 | 14 | Epp Derek(S) | CAN | 3 | 2 | 2 | 7 |
| 49 | 2 | Morris Kadeem (MB) | BAR | 6 | 0 | 0 | 6 |
| 49 | 11 | Blades Shevin(MB) | BAR | 1 | 5 | 0 | 6 |
| Total tournament | | | | 980 | 186 | 150 | 1,316 |



Best Spikers

Limit: 15.00%

| Rk | No | Name | Team | Spikes | Faults | Shots | Total Attempts | Succ. % |
|-------------------------|----|--------------------------|------|--------|--------|-------|----------------|---------|
| 1 | 18 | Lopez Miguel (WS) | CUB | 31 | 5 | 9 | 45 | 68.89 |
| 2 | 8 | Honorato Henrique(WS) | BRA | 30 | 8 | 13 | 51 | 58.82 |
| 3 | 10 | Gutierrez Miguel(OP) | CUB | 27 | 11 | 11 | 49 | 55.10 |
| 4 | 9 | Cardoso Victor (WS) | BRA | 28 | 6 | 18 | 52 | 53.85 |
| 5 | 4 | Roque Felipe(OP) | BRA | 29 | 10 | 15 | 54 | 53.70 |
| 6 | 2 | Melgarejo Osniel (WS) | CUB | 30 | 4 | 23 | 57 | 52.63 |
| 7 | 5 | Loeppky Eric(WS) | CAN | 68 | 6 | 63 | 137 | 49.64 |
| 8 | 2 | Molina Pedro(WS) | PUR | 46 | 13 | 34 | 93 | 49.46 |
| 9 | 5 | Negron Sebastian(WS) | PUR | 31 | 9 | 24 | 64 | 48.44 |
| 10 | 1 | Vernon-Evans Sharone(OP) | CAN | 52 | 21 | 42 | 115 | 45.22 |
| Total Tournament | | | | 980 | 378 | 907 | 2,265 | 43.27 |




Best Blockers

| Rk | No | Name | Team | Kill Blocks | Faults | Rebounds | Total Attempts | Avg. by set |
|-------------------------|----|-----------------------|------|-------------|--------|----------|----------------|-------------|
| 1 | 11 | Fynnian McCarthy(MB) | CAN | 12 | 12 | 9 | 33 | 0.67 |
| 2 | 18 | Barreto Lucas(MB) | BRA | 8 | 11 | 4 | 23 | 0.62 |
| 3 | 4 | Mayers Ahkeem(S) | BAR | 6 | 4 | 6 | 16 | 0.60 |
| 4 | 5 | Concepcion Javier(MB) | CUB | 6 | 8 | 1 | 15 | 0.60 |
| 5 | 5 | Loeppky Eric(WS) | CAN | 10 | 6 | 6 | 22 | 0.56 |
| 6 | 9 | Cardoso Victor (WS) | BRA | 7 | 4 | 2 | 13 | 0.54 |
| 7 | 11 | Blades Shevin(MB) | BAR | 5 | 6 | 9 | 20 | 0.50 |
| 8 | 5 | Niles Adam(OP) | BAR | 5 | 5 | 6 | 16 | 0.50 |
| 9 | 12 | Bertolini Gabriel(MB) | BRA | 6 | 5 | 11 | 22 | 0.46 |
| 10 | 3 | Cyrus Carlos (WS) | BAR | 4 | 8 | 8 | 20 | 0.40 |
| Total Tournament | | | | 186 | 340 | 374 | 900 | 3.80 |



Best Servers

| Rk | No | Name | Team | Aces | Faults | Serve Hits | Total Attempts | Avg. by set |
|-------------------------|----|------------------------|------|------|--------|------------|----------------|-------------|
| 1 | 10 | Gutierrez Miguel(OP) | CUB | 18 | 14 | 20 | 52 | 1.80 |
| 2 | 18 | Lopez Miguel (WS) | CUB | 9 | 12 | 22 | 43 | 0.90 |
| 3 | 20 | Fuentes Bastian(MB) | CHI | 10 | 13 | 29 | 52 | 0.71 |
| 4 | 2 | Melgarejo Osniel (WS) | CUB | 7 | 8 | 19 | 34 | 0.70 |
| 5 | 5 | Loeppky Eric(WS) | CAN | 10 | 12 | 56 | 78 | 0.56 |
| 6 | 7 | Jordan Ashan (WS) | BAR | 5 | 9 | 23 | 37 | 0.50 |
| 7 | 8 | Honorato Henrique(WS) | BRA | 6 | 5 | 36 | 47 | 0.46 |
| 8 | 5 | Negron Sebastian(WS) | PUR | 6 | 10 | 31 | 47 | 0.40 |
| 9 | 1 | Villarreal Esteban (S) | CHI | 5 | 13 | 22 | 40 | 0.36 |
| 10 | 1 | Garcia Gabriel(OP) | PUR | 5 | 3 | 11 | 19 | 0.33 |
| Total Tournament | | | | 150 | 330 | 1,565 | 2,045 | 3.06 |



Best Diggers

| Rk | No | Name | Team | Digs | Faults | Receptions | Total Attempts | Avg. by set |
|-------------------------|----|-----------------------|------|------|--------|------------|----------------|-------------|
| 1 | 19 | Salazar Lionnis(L) | CUB | 11 | 2 | 14 | 27 | 1.10 |
| 2 | 7 | Pereira Jordan(L) | CAN | 15 | 10 | 38 | 63 | 0.83 |
| 3 | 13 | Reis Maique(L) | BRA | 9 | 7 | 40 | 56 | 0.69 |
| 4 | 4 | Arvelo Sebastian(L) | PUR | 9 | 5 | 35 | 49 | 0.60 |
| 5 | 13 | Lavin Lucas(L) | CHI | 8 | 12 | 29 | 49 | 0.57 |
| 6 | 10 | Gutierrez Miguel(OP) | CUB | 4 | - | 20 | 24 | 0.40 |
| 7 | 2 | Melgarejo Osniel (WS) | CUB | 4 | 1 | 7 | 12 | 0.40 |
| 8 | 5 | Gonçalves Matheus (S) | BRA | 5 | 2 | 20 | 27 | 0.38 |
| 9 | 16 | Leon Johan(WS) | PUR | 5 | 10 | 23 | 38 | 0.33 |
| 10 | 18 | Lopez Miguel (WS) | CUB | 3 | 4 | 7 | 14 | 0.30 |
| Total Tournament | | | | 130 | 759 | 1,131 | 2,020 | 2.65 |



Best Setters

| Rk | No | Name | Team | Running Sets | Faults | Still Sets | Total Attempts | Avg. by set |
|-------------------------|----|------------------------|------|--------------|--------|------------|----------------|-------------|
| 1 | 14 | Goide Adrian(S) | CUB | 62 | - | 102 | 164 | 6.20 |
| 2 | 14 | Epp Derek(S) | CAN | 44 | 2 | 198 | 244 | 2.44 |
| 3 | 5 | Gonçalves Matheus (S) | BRA | 31 | 3 | 107 | 141 | 2.38 |
| 4 | 1 | Villarreal Esteban (S) | CHI | 29 | 3 | 171 | 203 | 2.07 |
| 5 | 14 | Arteaga Ricardo(S) | PUR | 28 | 2 | 217 | 247 | 1.87 |
| 6 | 4 | Mayers Ahkeem(S) | BAR | 17 | 5 | 140 | 162 | 1.70 |
| 7 | 7 | Ruano Adan(S) | GUA | 30 | 6 | 362 | 398 | 1.67 |
| 8 | 12 | Clegg Mikael(S) | CAN | 19 | - | 65 | 84 | 1.06 |
| 9 | 15 | Rodrigues Luis(S) | BRA | 13 | 4 | 69 | 86 | 1.00 |
| 10 | 21 | Doughty Paul (S) | BAR | 5 | 2 | 29 | 36 | 0.50 |
| Total Tournament | | | | 303 | 42 | 1,797 | 2,142 | 6.18 |



Best Receivers


Limit: 20.00%

| Rk | No | Name | Team | Excellents | Faults | Serve Receptions | Total Attempts | Eff. % |
|-------------------------|----|-----------------------|------|------------|--------|------------------|----------------|--------|
| 1 | 7 | Pereira Jordan(L) | CAN | 34 | 1 | 26 | 61 | 54.10 |
| 2 | 13 | Lavin Lucas(L) | CHI | 46 | 2 | 64 | 112 | 39.29 |
| 3 | 2 | Melgarejo Osniel (WS) | CUB | 15 | 2 | 22 | 39 | 33.33 |
| 4 | 7 | Jordan Ashan (WS) | BAR | 34 | 3 | 60 | 97 | 31.96 |
| 5 | 9 | Cardoso Victor (WS) | BRA | 17 | 1 | 34 | 52 | 30.77 |
| 6 | 4 | Santa Luis(L) | GUA | 35 | 2 | 77 | 114 | 28.95 |
| 7 | 19 | Salazar Lionnis(L) | CUB | 15 | 2 | 30 | 47 | 27.66 |
| 8 | 18 | Lopez Miguel (WS) | CUB | 13 | 3 | 22 | 38 | 26.32 |
| 9 | 3 | Chacon Wagner(WS) | GUA | 33 | 1 | 93 | 127 | 25.20 |
| 10 | 13 | Reis Maique(L) | BRA | 11 | 2 | 24 | 37 | 24.32 |
| Total Tournament | | | | 477 | 146 | 1,082 | 1,705 | 19.41 |



P-5 VOLLEYBALL • Players ranking by skills

2017 U-21 Men's Pan American Cup



Best Liberos

| Rk | No | Name | Team | Excellents | Faults | In play | Total attempts | Avg. by set |
|----|----|---------------------|------|------------|--------|---------|----------------|-------------|
| 1 | 13 | Lavin Lucas(L) | CHI | 54 | 14 | 93 | 161 | 3.86 |
| 2 | 7 | Pereira Jordan(L) | CAN | 49 | 11 | 64 | 124 | 2.72 |
| 3 | 19 | Salazar Lionnis(L) | CUB | 26 | 4 | 44 | 74 | 2.60 |
| 4 | 4 | Arvelo Sebastian(L) | PUR | 34 | 14 | 72 | 120 | 2.27 |
| 5 | 4 | Santa Luis(L) | GUA | 40 | 16 | 142 | 198 | 2.22 |
| 6 | 13 | Reis Maique(L) | BRA | 20 | 9 | 64 | 93 | 1.54 |
| 7 | 12 | Bishop Shamar(L) | BAR | 11 | 19 | 37 | 67 | 1.10 |

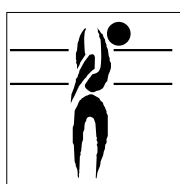




Best Spikers

Limit: 15.00%

| Rk | Team | Spikes | Faults | Shots | Total Attempts | Succ. % |
|-------------------------|-----------------|--------|--------|-------|----------------|---------|
| 1 | CUB CUBA | 123 | 26 | 57 | 206 | 59.71 |
| 2 | BRA BRAZIL | 165 | 37 | 92 | 294 | 56.12 |
| 3 | CAN CANADA | 203 | 62 | 161 | 426 | 47.65 |
| 4 | PUR PUERTO RICO | 157 | 44 | 133 | 334 | 47.01 |
| 5 | GUA GUATEMALA | 164 | 85 | 238 | 487 | 33.68 |
| 6 | BAR BARBADOS | 79 | 61 | 103 | 243 | 32.51 |
| 7 | CHI CHILE | 89 | 63 | 123 | 275 | 32.36 |
| Total Tournament | | 980 | 378 | 907 | 2,265 | 43.27 |




Best Blockers

| Rk | Team | Kill Blocks | Faults | Rebounds | Total Attempts | Avg. by set |
|-------------------------|-----------------|-------------|--------|----------|----------------|-------------|
| 1 | BRA BRAZIL | 43 | 50 | 53 | 146 | 3.31 |
| 2 | BAR BARBADOS | 25 | 43 | 49 | 117 | 2.50 |
| 3 | CAN CANADA | 43 | 64 | 65 | 172 | 2.39 |
| 4 | PUR PUERTO RICO | 28 | 59 | 59 | 146 | 1.87 |
| 5 | CHI CHILE | 19 | 37 | 44 | 100 | 1.36 |
| 6 | CUB CUBA | 12 | 39 | 22 | 73 | 1.20 |
| 7 | GUA GUATEMALA | 16 | 48 | 82 | 146 | 0.89 |
| Total Tournament | | 186 | 340 | 374 | 900 | 3.80 |



Best Servers

| Rk | Team | Aces | Faults | Serve Hits | Total Attempts | Avg. by set |
|-------------------------|-----------------|------|--------|------------|----------------|-------------|
| 1 | CUB CUBA | 37 | 50 | 153 | 240 | 3.70 |
| 2 | BRA BRAZIL | 23 | 27 | 265 | 315 | 1.77 |
| 3 | CAN CANADA | 30 | 74 | 300 | 404 | 1.67 |
| 4 | PUR PUERTO RICO | 21 | 55 | 240 | 316 | 1.40 |
| 5 | CHI CHILE | 18 | 48 | 175 | 241 | 1.29 |
| 6 | GUA GUATEMALA | 14 | 34 | 303 | 351 | 0.78 |
| 7 | BAR BARBADOS | 7 | 42 | 129 | 178 | 0.70 |
| Total Tournament | | 150 | 330 | 1,565 | 2,045 | 3.06 |



Best Diggers

| Rk | Team | Digs | Faults | Receptions | Total Attempts | Avg. by set |
|-------------------------|-----------------|------|--------|------------|----------------|-------------|
| 1 | CUB CUBA | 25 | 36 | 83 | 144 | 2.50 |
| 2 | BRA BRAZIL | 25 | 60 | 152 | 237 | 1.92 |
| 3 | CAN CANADA | 27 | 119 | 179 | 325 | 1.50 |
| 4 | CHI CHILE | 16 | 143 | 153 | 312 | 1.14 |
| 5 | PUR PUERTO RICO | 17 | 105 | 169 | 291 | 1.13 |
| 6 | BAR BARBADOS | 9 | 79 | 105 | 193 | 0.90 |
| 7 | GUA GUATEMALA | 11 | 217 | 290 | 518 | 0.61 |
| Total Tournament | | 130 | 759 | 1,131 | 2,020 | 2.65 |



Best Setters

| Rk | Team | Running Sets | Faults | Still Sets | Total Attempts | Avg. by set |
|-------------------------|-----------------|--------------|--------|------------|----------------|-------------|
| 1 | CUB CUBA | 66 | - | 124 | 190 | 6.60 |
| 2 | BRA BRAZIL | 49 | 7 | 209 | 265 | 3.77 |
| 3 | CAN CANADA | 66 | 7 | 327 | 400 | 3.67 |
| 4 | CHI CHILE | 35 | 3 | 217 | 255 | 2.50 |
| 5 | BAR BARBADOS | 24 | 11 | 193 | 228 | 2.40 |
| 6 | PUR PUERTO RICO | 31 | 7 | 276 | 314 | 2.07 |
| 7 | GUA GUATEMALA | 32 | 7 | 451 | 490 | 1.78 |
| Total Tournament | | 303 | 42 | 1,797 | 2,142 | 6.18 |



Best Receivers

Limit: 20.00%

| Rk | Team | Excellents | Faults | Serve Receptions | Total Attempts | Eff. % |
|-------------------------|-----------------|------------|--------|------------------|----------------|--------|
| 1 | BRA BRAZIL | 57 | 8 | 97 | 162 | 30.25 |
| 2 | CUB CUBA | 46 | 9 | 86 | 141 | 26.24 |
| 3 | CAN CANADA | 90 | 21 | 181 | 292 | 23.63 |
| 4 | BAR BARBADOS | 62 | 16 | 144 | 222 | 20.72 |
| 5 | GUA GUATEMALA | 90 | 21 | 238 | 349 | 19.77 |
| 6 | PUR PUERTO RICO | 62 | 30 | 169 | 261 | 12.26 |
| 7 | CHI CHILE | 70 | 41 | 167 | 278 | 10.43 |
| Total Tournament | | 477 | 146 | 1,082 | 1,705 | 19.41 |



May 20, 2017

Canada overpowered by Cuba at the U21 Pan Am Cup



FORT MCMURRAY, ALBERTA, CANADA: Cuba reaches the gold-medal match at the U21 Pan American Cup at the Syncrude Sport and Wellness Centre at Keyano College in Fort McMurray.

Canada fell to the Cubans 1-3 (25-19, 22-25, 18-25, 19-25) in today's semi-final.

"We are very happy because we qualified for the World Championships," stated Adrian Goide captain of the Cuban team. "We expected to win."

Osniel Melgarejo and Migeul Lopez has 18 points each for Cuba. Miguel Gutierrez contributed five aces.

Organized in the first set, Canada looked strong to win by by six points. However, Cuba was not content to let the host country run away with a World Championship berth. Although Canada led by four late into the second set, Cuba eventually won the second by three, and didn't really look back from that point.



“I think we played well, but at the end we missed some passes and made other mistakes, and against a team like Cuba, there is no mercy,” said Canada’s head coach Gino Brousseau. “I saw my players getting tired toward the end – it’s been a long tournament, but I’m proud of them because they fought really hard.”

Sharone Vernon-Evans had 18 points for Canada, while Eric Loeppky had 17, with three aces.

Canada’s coach continued: “We told them Cuba would come out strong, as they did last year, and this year we were ready for it. We were more prepared for Cuba this year, but unfortunately did not win the match.”

Cuba now plays for gold against Brazil, and Canada for bronze against Guatemala on Sunday (May 21).

May 16 (local time)

12:00 **Cuba** v Chile **3-0**

18:00 **Brazil** v Barbados **3-0**

20:00 **Canada** v Guatemala **3-0**

May 17

16:00 Chile v **Puerto Rico** **1-3**

18:00 Guatemala v **Brazil** **0-3**

20:00 **Canada** v Barbados **3-0**

May 18

16:00 Puerto Rico v **Cuba** **0-3**

18:00 Barbados v **Guatemala** **1-3**

20:00 Canada v **Brazil** **1-3**

May 19 (quarterfinals)

18:00 Puerto Rico v **Guatemala** **2-3**

20:00 **Canada** v Chile **3-1**



May 20

Puerto Rico v Chile 3-0 (for fifth place)

Brazil v Guatemala 3-0 (semi-final)

Canada v Cuba 1-3 (semi-final)



May 20, 2017

Brazil wins semi over Guatemala at the U21 Pan Am Cup



FORT MCMURRAY, ALBERTA, CANADA: The powerful Brazil won its semi-final over the smaller, but scrappy, Guatemala, at the U21 Pan American Cup at the Syncrude Sport and Wellness Centre at Keyano College in Fort McMurray.

Brazil came out swinging and won 3-0 (25-10, 25-16, 25-20).

“We always try to bring our good game, no matter who the opponent is. We had a day off yesterday, so our players kind of lost their focus a little bit, but for tomorrow’s finals we will have to regain that focus. Whether it’s Canada or Cuba, we are going to be ready. We are going to do our best, keep focused and execute our game plan.”



Brazilian middle blocker Gabriel Bertolini contributed 13 points, and teammate Henrique Honorato had 12 points.

Erik Flores scored 10 for the losing side.

“We knew facing Brazil will be difficult, they’re better than us. To me, it’s one of the two best teams of the tournament. My guys did their best and they tried to catch up with the Brazilian pace as the game went on,” said Reider Lucas, Guatemala’s head coach.

“The competition is not over yet, tomorrow we’ll play for the bronze medal. We want to enjoy it and finish with a good impression. We need more events like this one where we can play at this level to get better. It took us a lot of work to get there. And if we had more of tournaments like that, we could win a set easier like the third one. It’s a good experience for the kids to compete at this level and slowly we will get better.”

May 16 (local time)

12:00 **Cuba** v Chile **3-0**

18:00 **Brazil** v Barbados **3-0**

20:00 **Canada** v Guatemala **3-0**

May 17

16:00 Chile v **Puerto Rico 1-3**

18:00 Guatemala v **Brazil 0-3**

20:00 **Canada** v Barbados **3-0**

May 18

16:00 Puerto Rico v **Cuba 0-3**

18:00 Barbados v **Guatemala 1-3**

20:00 Canada v **Brazil 1-3**

May 19 (quarterfinals)

18:00 Puerto Rico v **Guatemala 2-3**

20:00 **Canada** v Chile **3-1**



May 20

Puerto Rico v Chile 3-0 (for fifth place)

Brazil v. Guatemala 3-0 (semi-final)



May 20, 2017

Puerto Rico fifth at the U21 Pan Am Cup



FORT MCMURRAY, ALBERTA, CANADA: Puerto Rico finished with a win and fifth place at the U21 Pan American Cup at the Syncrude Sport and Wellness Centre at Keyano College in Fort McMurray.

Despite a tough loss yesterday, Puerto Rico swept Chile 3-0 (25-22 25-14 25-18) this afternoon.

Puerto Rico's Sebastian Negrón was the match top scorer with 17 points – 11 attacks, two blocks, four aces.

Angel Meléndez, the head coach, said: "We just came out and played with a lot of energy and focus – last night was a very tough match for us, so we talked to the guys and told them we needed their best today. They came out relaxed, fought hard and didn't commit as many errors. We wanted to be in the final four, but it is a tough tournament."



Vicente Mardones scored 11 for Chile.

Yesterday Chile had an exciting game against Canada, winning the third set over the bigger hometown favoured side, but today they looked uninspired.

Chile's coach Daniel Nejamkin admitted today that they make a lot of technical and tactical mistakes, and were caught off guard: "We had issues attacking, defending, digging. They didn't think the game would be that complicated. But the main reason why we lost tonight is because my guys showed they were not able to handle the frustration. One more game tomorrow (for sixth and seventh place) to fix it."

May 16 (local time)

12:00 **Cuba** v Chile **3-0**

18:00 **Brazil** v Barbados **3-0**

20:00 **Canada** v Guatemala **3-0**

May 17

16:00 Chile v **Puerto Rico** **1-3**

18:00 Guatemala v **Brazil** **0-3**

20:00 **Canada** v Barbados **3-0**

May 18

16:00 Puerto Rico v **Cuba** **0-3**

18:00 Barbados v **Guatemala** **1-3**

20:00 Canada v **Brazil** **1-3**

May 19 (quarterfinals)

18:00 Puerto Rico v **Guatemala** **2-3**

20:00 **Canada** v Chile **3-1**