



6 al 15 de Julio 2018

Palacio de Voleibol

Prof. Ricardo Georiber Arias

XVII COPA PANAMERICANA

VOLEIBOL FEMENINO FIESTA AMERICANA

Santo Domingo, República Dominicana

Patrocinador Oficial



Boletín | 7

Santo Domingo • Distrito Nacional • Friday 13 July 2018





Calendario y Formato de Competencia / Competition Format and Match Schedule

GROUP-A													
No.	Date	Time	Teams		Set	Result per set (points)							
						1	2	3	4	5	POINTS	TIME	
3	08-jul	14:00	CANADA	vs	PERU	3-0	25-21	25-12	25-17		75-50	1:17	
6	08-jul	20:00	DOMINICAN REPUBLIC	vs	COSTA RICA	3-0	25-14	25-10	25-16		75-40	1:13	
7	09-jul	10:00	COSTA RICA	vs	CANADA	0-3	10-25	10-25	7-25		27-75	1:02	
12	09-jul	20:00	DOMINICAN REPUBLIC	vs	PERU	3-0	25-16	25-15	25-14		75-47	1:15	
18	10-jul	20:00	DOMINICAN REPUBLIC	vs	CANADA	0-3	23-25	14-25	20-25		57-75	1:23	
13	10-jul	22:00	PERU	vs	COSTA RICA	3-0	25-22	25-18	25-15		75-55	1:19	
GROUP-B													
No.	Date	Time	Teams		Set	Result per set (points)							
						1	2	3	4	5	POINTS	TIME	
1	08-jul	10:00	TRINIDAD & TOBAGO	vs	UNITED STATES	1-3	25-21	15-25	22-25	15-25	77-96	1:55	
5	08-jul	18:00	PUERTO RICO	vs	CUBA	3-0	25-13	25-22	25-23		75-58	1:22	
8	09-jul	12:00	TRINIDAD & TOBAGO	vs	PUERTO RICO	2-3	28-30	20-25	25-21	28-26	8-15	109-117	2:30
11	09-jul	18:00	CUBA	vs	UNITED STATES	3-2	18-25	25-22	25-23	13-25	15-13	96-108	2:23
14	10-jul	12:00	CUBA	vs	TRINIDAD & TOBAGO	3-0	25-15	30-28	25-19		80-62	2:07	
17	10-jul	18:00	UNITED STATES	vs	PUERTO RICO	3-0	25-22	25-21	25-14		75-57	1:28	
GROUP-C													
No.	Date	Time	Teams		Set	Result per set (points)							
						1	2	3	4	5	POINTS	TIME	
2	08-jul	12:00	BRAZIL	vs	MEXICO	3-0	25-21	25-19	25-17		75-57	1:22	
4	08-jul	16:00	ARGENTINA	vs	COLOMBIA	2-3	16-25	16-25	25-22	25-18	15-17	97-107	2:18
9	09-jul	14:00	COLOMBIA	vs	BRAZIL	2-3	25-18	26-24	16-25	23-25	13-15	103-113	2:31
10	09-jul	16:00	MEXICO	vs	ARGENTINA	3-0	25-20	25-15	25-20		75-55	1:26	
15	10-jul	14:00	COLOMBIA	vs	MEXICO	3-0	25-15	25-22	25-12		75-49	1:34	
16	10-jul	16:00	BRAZIL	vs	ARGENTINA	3-2	20-25	25-20	25-15	19-25	15-6	104-91	2:05
CLASSIFICATION 7/10													
No.	Date	Time	Teams		Set	Result per set (points)							
						1	2	3	4	5	POINTS	TIME	
19	11-jul	14:00	CUBA	vs	ARGENTINA	3-2	25-18	21-25	14-25	25-23	15-8	100-99	2:01
20	11-jul	16:00	MEXICO	vs	PERU	1-3	25-16	22-25	29-31	32-34		108-106	2:29
QUATERFINALS													
No.	Date	Time	Teams		Set	Result per set (points)							
						1	2	3	4	5	POINTS	TIME	
22	11-jul	18:00	UNITED STATES	vs	COLOMBIA	3-0	25-12	25-17	25-17		75-46	1:15	
21	11-jul	20:00	DOMINICAN REPUBLIC	vs	PUERTO RICO	3-2	25-21	18-25	21-25	25-22	15-10	104-103	2:27
CLASSIFICATION 9/12													
No.	Date	Time	Teams		Set	Result per set (points)							
						1	2	3	4	5	POINTS	TIME	
23	12-jul	14:00	COSTA RICA	vs	ARGENTINA	3-0	25-16	25-13	25-12		75-41	1:06	
24	12-jul	16:00	TRINIDAD & TOBAGO	vs	MEXICO	1-3	15-25	15-25	25-19	17-25		72-94	1:47

CLASSIFICATION 5/8												
No.	Date	Time	Teams		Set	Result per set (points)						
						1	2	3	4	5	POINTS	TIME
25	12-jul	18:00	CUBA	vs	COLOMBIA	0-3	20-25	21-25	17-25		58-75	1:23
26	12-jul	20:00	PERU	vs	PUERTO RICO	0-3	20-25	16-25	20-25		56-75	1:26

FINAL CLASSIFICATION 11/12												
No.	Date	Time	Teams		Set	Result per set (points)						
						1	2	3	4	5	POINTS	TIME
27	13-jul	14:00	COSTA RICA	vs	TRINIDAD & TOBAGO	0-3	24-26	18-25	16-25		58-75	1:27

FINAL CLASSIFICATION 9/10												
No.	Date	Time	Teams		Set	Result per set (points)						
						1	2	3	4	5	POINTS	TIME
28	13-jul	16:00	ARGENTINA	vs	MEXICO	3-1	23-25	25-22	25-22	25-19	98-88	1:53

SEMIFINALS												
No.	Date	Time	Teams		Set	Result per set (points)						
						1	2	3	4	5	POINTS	TIME
29	13-jul	20:00	BRAZIL	vs	DOMINICAN REPUBLIC	0-3	16-25	12-25	23-25		51-75	1:26
30	13-jul	18:00	CANADA	vs	UNITED STATES	2-3	18-25	25-23	23-25	19-25	85-98	2:00

FINAL CLASSIFICATION 7/8												
No.	Date	Time	Teams		Set	Result per set (points)						
						1	2	3	4	5	POINTS	TIME
31	14-jul	12:00	CUBA	vs	PERU	0-0						

FINAL CLASSIFICATION 5/6												
No.	Date	Time	Teams		Set	Result per set (points)						
						1	2	3	4	5	POINTS	TIME
32	14-jul	14:00	COLOMBIA	vs	PUERTO RICO	0-0						

FINALS												
No.	Date	Time	Teams		Set	Result per set (points)						
						1	2	3	4	5	POINTS	TIME
33	14-jul	16:00	BRAZIL	vs	CANADA	0-0						
34	14-jul	18:00	DOMINICAN REPUBLIC	vs	UNITED STATES	0-0						

*NOTE1: For the Classification, Quarterfinal and Semifinal Rounds, according to the FIVB General Competition Regulations, it must be avoided that teams from the same group play each other.

*NOTE2: According to the established competition format and the FIVB General Regulations, for the Classification, Quarter final and Semifinal Rounds, if three teams from the same group qualify, the match between highest ranked team and lowest ranked team of their Preliminary Round will be repeated.

*NOTE3: Loser of M34 = Loser of Match #34, etc.



Training Calendar

Día / Day	Hora / Time	Competition Venue - Palacio del Voleibol "Prof. Ricardo Gioriber Arias"	Hora / Time	Training Court 1 - Pabellón de Voleibol	Training Court 2 - Pabellón de Voleibol
14-Jul-18			7:30	PUR (14:00)	COL (14:00)
			9:00	BRA (16:00)	CAN (16:00)
			10:30	DOM (18:00)	USA (18:00)
	12:00	CUB vs PER	12:00		
	14:00	COL vs PUR			
	16:00	BRA vs CAN			
	18:00	DOM vs USA			



Warm up Calendar

Día / Day	Hora / Time	Competition Venue - Palacio del Voleibol "Prof. Ricardo Gioriber Arias"	Hora / Time	Training Court 3 - Pabellón de Voleibol	Training Court 4 - Pabellón de Voleibol
14-jul-18	12:00	CUB vs PER	10:30	CUB (12:00)	PER (12:00)
	14:00	COL vs PUR	12:30	COL (14:00)	PUR (14:00)
	16:00	BRA vs CAN	14:30	BRA (16:00)	CAN (16:00)
	16:00	BRA vs CAN	16:30	DOM (18:00)	USA (18:00)
	18:00	DOM vs USA			



FEDERATION
INTERNATIONALE
DE VOLLEYBALL



O-1 UNIFORM COLOURS
Couleur de l'uniforme

CITY:
Ville:

DATE: Heure:

REGISTERED COLOURS / Couleurs enregistrées :
(ONLY SHIRT COLOUR - seulement la couleur du maillot)

POOL/PHASE:
Groupe/Phase:

	CUB ▼	PER ▼	- ▼	- ▼	- ▼	- ▼
1	Red	White	-	-	-	-
2	Blue	Red	-	-	-	-
3	White	Blue	-	-	-	-

MATCH SCHEDULE Calendrier des matches				TEAMS CHOICE (1-2 OR 3) Choix des équipes (1-2 ou 3)				FIVB DECISION Décision de la FIVB	
DATE:	No. Match	Team Equipe		1st CHOICE 1er Choix		LIBERO		A	B
		A	B	A	B	A	B		
14/jul/2018	31	CUB	PER			White	Blue	Red	White

POOL/PHASE:
Groupe/Phase:

	COL ▼	PUR ▼	- ▼	- ▼	- ▼	- ▼
1	Yellow	Red	-	-	-	-
2	Blue	White	-	-	-	-
3	White	Blue	-	-	-	-

MATCH SCHEDULE Calendrier des matches				TEAMS CHOICE (1-2 OR 3) Choix des équipes (1-2 ou 3)				FIVB DECISION Décision de la FIVB	
DATE:	No. Match	Team Equipe		1st CHOICE 1er Choix		LIBERO		A	B
		A	B	A	B	A	B		
14/jul/2018	32	COL	PUR			White	Blue	Blue	White



FEDERATION
INTERNATIONALE
DE VOLLEYBALL



O-1 UNIFORM COLOURS
Couleur de l'uniforme

CITY: Ville: **Santo Domingo**

DATE: **13/Jul/2018** TIME: Heure: **22:30**

REGISTERED COLOURS / Couleurs enregistrées :
(ONLY SHIRT COLOUR - seulement la couleur du maillot)

POOL/PHASE: Groupe/Phase: **Finals**

	BRA ▼	CAN ▼	DOM ▼	USA ▼	- ▼	- ▼
1	Yellow	Black	Red	Red	-	-
2	Blue	Red	White	White	-	-
3	White	White	Blue	Navy	-	-

MATCH SCHEDULE
Calendrier des matches

DATE:	No. Match	Team	Team
		Equipe	Equipe
		A	B
14/jul/2018	33	BRA	CAN
14/jul/2018	34	DOM	USA





TEAMS CHOICE (1-2 OR 3)
Choix des équipes (1-2 ou 3)

1st CHOICE 1er Choix A		LIBERO CHOICE Libero Choix	
A	B	A	B
		White	Black
		Orange	White

FIVB DECISION
Décision de la FIVB

A	B
Blue	White
Blue	Red

FINAL STANDING

- 9  Argentina
- 10  Mexico
- 11  Trinidad and Tobago
- 12  Costa Rica

MATCHES RESULTS

Pool A

No	Date	Teams	Set	Result per set (points)					Total Points	Duration	Spectators
				1	2	3	4	5			
3	08-Jul-2018	CAN - PER	3-0	25-21	25-12	25-17			75-50	1:17	400
6	08-Jul-2018	DOM - CRC	3-0	25-14	25-10	25-16			75-40	1:13	1200
7	09-Jul-2018	CRC - CAN	0-3	10-25	10-25	7-25			27-75	1:02	100
12	09-Jul-2018	DOM - PER	3-0	25-16	25-15	25-16			75-47	1:21	500
13	10-Jul-2018	PER - CRC	3-0	25-22	25-18	25-15			75-55	1:19	500
18	10-Jul-2018	DOM - CAN	0-3	23-25	14-25	20-25			57-75	1:23	1500

Pool B

No	Date	Teams	Set	Result per set (points)					Total Points	Duration	Spectators
				1	2	3	4	5			
1	08-Jul-2018	TTO - USA	1-3	25-21	15-25	22-25	15-25		77-96	1:55	250
5	08-Jul-2018	PUR - CUB	3-0	25-13	25-22	25-23			75-58	1:22	450
8	09-Jul-2018	TTO - PUR	2-3	28-30	20-25	25-21	28-26	8-15	109-117	2:30	300
11	09-Jul-2018	CUB - USA	3-2	18-25	25-22	25-23	13-25	15-13	96-108	2:23	1000
14	10-Jul-2018	CUB - TTO	3-0	25-15	30-28	25-19			80-62	2:07	100
17	10-Jul-2018	USA - PUR	3-0	25-22	25-21	25-14			75-57	1:28	600

Pool C

No	Date	Teams	Set	Result per set (points)					Total Points	Duration	Spectators
				1	2	3	4	5			
2	08-Jul-2018	BRA - MEX	3-0	25-21	25-19	25-17			75-57	1:22	250
4	08-Jul-2018	ARG - COL	2-3	16-25	16-25	25-22	25-18	15-17	97-107	2:18	400
9	09-Jul-2018	COL - BRA	2-3	25-18	26-24	16-25	23-25	13-15	103-107	2:31	500
10	09-Jul-2018	MEX - ARG	3-0	25-20	25-15	25-20			75-55	1:26	500
15	10-Jul-2018	COL - MEX	3-0	25-15	25-22	25-12			75-49	1:34	500
16	10-Jul-2018	BRA - ARG	3-2	20-25	25-20	25-15	19-25	15-6	104-91	2:05	600

Classification 7-10

No	Date	Teams	Set	Result per set (points)					Total Points	Duration	Spectators
				1	2	3	4	5			
19	11-Jul-2018	CUB - ARG	3-2	25-18	21-25	14-25	25-23	15-8	100-99	2:01	50
20	11-Jul-2018	MEX - PER	1-3	25-16	22-25	29-31	32-34		108-106	2:29	450

Quarterfinals

No	Date	Teams	Set	Result per set (points)					Total Points	Duration	Spectators
				1	2	3	4	5			
21	11-Jul-2018	DOM - PUR	3-2	25-21	18-25	21-25	25-22	15-10	104-103	2:27	3500
22	11-Jul-2018	USA - COL	3-0	25-12	25-17	25-17			75-46	1:15	1200

Classification 9-12

No	Date	Teams	Set	Result per set (points)					Total Points	Duration	Spectators
				1	2	3	4	5			
23	12-Jul-2018	CRC - ARG	0-3	16-25	13-25	12-25			41-75	1:06	500
24	12-Jul-2018	TTO - MEX	1-3	15-25	15-25	25-19	17-25		72-94	1:47	300

Classification 5-8

No	Date	Teams	Set	Result per set (points)					Total Points	Duration	Spectators
				1	2	3	4	5			
25	12-Jul-2018	CUB - COL	0-3	20-25	21-25	17-25			58-75	1:23	300
26	12-Jul-2018	PER - PUR	0-3	20-25	16-25	20-25			56-75	1:26	500

Final 11-12

No	Date	Teams	Set	Result per set (points)					Total Points	Duration	Spectators
				1	2	3	4	5			
27	13-Jul-2018	CRC - TTO	0-3	24-26	18-25	16-25			58-76	1:27	200

Final 9-10

No	Date	Teams	Set	Result per set (points)					Total Points	Duration	Spectators
				1	2	3	4	5			
28	13-Jul-2018	ARG - MEX	3-1	23-25	25-22	25-22	25-19		98-88	1:53	500

Semifinals

No	Date	Teams	Set	Result per set (points)					Total Points	Duration	Spectators
				1	2	3	4	5			
29	13-Jul-2018	BRA - DOM	0-3	16-25	12-25	23-25			51-75	1:26	4000
30	13-Jul-2018	CAN - USA	1-3	18-25	25-23	23-25	19-25		85-98	2:00	3000

Final 7-8

No	Date	Teams	Set	Result per set (points)					Total Points	Duration	Spectators
				1	2	3	4	5			
31	14-Jul-2018	CUB - PER									

Final 5-6

No	Date	Teams	Set	Result per set (points)					Total Points	Duration	Spectators
				1	2	3	4	5			
32	14-Jul-2018	COL - PUR									

Final 3-4

No	Date	Teams	Set	Result per set (points)					Total Points	Duration	Spectators
				1	2	3	4	5			
33	14-Jul-2018	BRA - CAN									

Final 1-2

No	Date	Teams	Set	Result per set (points)					Total Points	Duration	Spectators
				1	2	3	4	5			
34	14-Jul-2018	DOM - USA									

TEAM RANKING

Pool A

Rk	Code	Team	Matches			Pts	Results details						Sets			Points		
			W	L	T		3-0	3-1	3-2	2-3	1-3	0-3	W	L	Ratio	W	L	Ratio
1	CAN	Canada	3	0	3	15	3	0	0	0	0	0	9	0	MAX	225	134	1.679
2	DOM	Dominican Republic	2	1	3	10	2	0	0	0	0	1	6	3	2.000	207	162	1.277
3	PER	Peru	1	2	3	5	1	0	0	0	0	2	3	6	0.500	172	205	0.839
4	CRC	Costa Rica	0	3	3	0	0	0	0	0	0	3	0	9	0.000	122	225	0.542

Pool B

Rk	Code	Team	Matches			Pts	Results details						Sets			Points		
			W	L	T		3-0	3-1	3-2	2-3	1-3	0-3	W	L	Ratio	W	L	Ratio
1	USA	USA	2	1	3	11	1	1	0	1	0	0	8	4	2.000	279	230	1.213
2	PUR	Puerto Rico	2	1	3	8	1	0	1	0	0	1	6	5	1.200	249	242	1.028
3	CUB	Cuba	2	1	3	8	1	0	1	0	0	1	6	5	1.200	234	245	0.955
4	TTO	Trinidad and Tobago	0	3	3	3	0	0	0	1	1	1	3	9	0.333	248	293	0.846

Pool C

Rk	Code	Team	Matches			Pts	Results details						Sets			Points		
			W	L	T		3-0	3-1	3-2	2-3	1-3	0-3	W	L	Ratio	W	L	Ratio
1	BRA	Brazil	3	0	3	11	1	0	2	0	0	0	9	4	2.250	286	251	1.139
2	COL	Colombia	2	1	3	10	1	0	1	1	0	0	8	5	1.600	285	253	1.126
3	MEX	Mexico	1	2	3	5	1	0	0	0	0	2	3	6	0.500	181	205	0.882
4	ARG	Argentina	0	3	3	4	0	0	0	2	0	1	4	9	0.444	243	286	0.849



P-2 VOLLEYBALL • Match result



2018 Senior Women's NORCECA Panamerican Cup Final Classification 11/12 (Places 11-12)

Match: 27 **Date:** 13/07/2018 **Spectators:** 200
City: Santo Domingo
Hall: Palacio de Voleibol Ricardo Arias
Match duration: **Start:** 14:00 **End:** 15:27 **Total:** 1:27

Teams	Sets	1	2	3	4	5	Total
CRC	0	24	18	16			58
TTO	3	26	25	25			76
Set duration		0:32	0:25	0:24			1:21

Referees: CANDELARIA, Maricela (PUR) & CHUNCO, Cristian (ARG)

CRC • Costa Rica		1	2	3	4	5	Pts
1	Carazo Martinez Tannia (WS)	■	■	■			9
2	Hernandez Gamboa Joselyn (MB)				□		1
4	Gamboa Johanna (MB)	■	■	■			5
5	Espinoza Rojas Edya (WS)	□	□	□			2
7	Campos Melissa (S)	□	□	■			2
8	L Castro Rueda Maria Jose (L)	L	L	L			
10	Madriz Piedra Valeria (OP)	■	■	□			5
11	Rodriguez Mariana (OP)						
12	Porras Vargas Ariana (WS)				□		
14	Fonseca Avila Irene (S)	■	■	■			1
16	Hines Cuza Mijal (MB)	■	■	■			4
17	Gonzalez Alfaro Yuliana (WS)	■	■	■			7

Coach: Cesar Salas Salazar (CRC)
Assistant: Andres Lopez Castro (CRC)

TTO • Trinidad & Tobago		1	2	3	4	5	Pts
2	Ross Jalicia (MB)	■	■	■			6
3	Thompson Channon (WS)	■	■	■			12
4	Billiny Kelly-Anne (S)	■	■	■			3
6	Jack Sinead (MB)						
7	Fletcher Kiune (WS)			■	□		1
8	Ramdin Darlene (WS)	■	□	■			5
10	Thomas TAIJA (OP)				□		1
11	L Olton Afesha (L)	L	L	L			
12	Forde Renele (S)	■	■	■			7
15	Morain Latisha (WS)						
16	Esdelle Krystle (OP)	■	■	■			25
21	Alexander Afiya (MB)						

Coach: Cruz Jimenez, Franci (CUB)
Assistant: Cuffie, Jarad (TTO)

TEAMS AND PLAYERS PERFORMANCES

Won Pts	Total Atts	No Name	Scoring Skills	Won Pts	Total Atts	No Name
23	89	Total Team		43	89	Total Team
7	29	1 Carazo Martinez Tannia	Spike	20	35	16 Esdelle Krystle (OP)
6	23	17 Gonzalez Alfaro Yuliana		8	16	3 Thompson Channon (WS)
10	37	Total Team	Block	7	37	Total Team
3	8	4 Gamboa Johanna (MB)		2	10	12 Forde Renele (S)
2	9	16 Hines Cuza Mijal (MB)		2	9	2 Ross Jalicia (MB)
3	60	Total Team	Serve	10	74	Total Team
1	7	7 Campos Melissa (S)		4	13	3 Thompson Channon (WS)
1	10	16 Hines Cuza Mijal (MB)		3	18	16 Esdelle Krystle (OP)
22		Total Team	Opp. error	16		Total Team
58	186	Total Team	Total	76	200	Total Team

9	39	1 Carazo Martinez Tannia	Best Scorer	25	58	16 Esdelle Krystle (OP)
---	----	--------------------------	--------------------	----	----	-------------------------

Excellent	Total Atts	No Name	Non scoring Skills	Excellent	Total Atts	No Name
16	71	Total Team		10	84	Total Team
5	14	1 Carazo Martinez Tannia	Dig	5	13	3 Thompson Channon (WS)
5	10	8 Castro Rueda Maria Jose		3	19	11 Olton Afesha (L)
0	82	Total Team	Set	2	89	Total Team
				2	64	4 Billiny Kelly-Anne (S)
9	63	Total Team	Reception	8	51	Total Team
6	16	8 Castro Rueda Maria Jose	Success - Faults	6	24	3 Thompson Channon (WS)
			# Attempts	2	18	11 Olton Afesha (L)

■ Starting line-up Pts = Points scored [nn] = Captain
□ Substitute Atts = Attempts L = Libero
Opp = Opponent





P-2 VOLLEYBALL • Match result



2018 Senior Women's NORCECA Panamerican Cup Final Classification 9/10 (Places 9-10)

Match: 28 **Date:** 13/07/2018 **Spectators:** 500
City: Santo Domingo
Hall: Palacio de Voleibol Ricardo Arias
Match duration: Start: 16:00 End: 17:53 Total: 1:53

Teams	Sets	1	2	3	4	5	Total
ARG	3	23	25	25	25		98
MEX	1	25	22	22	19		88
Set duration		0:26	0:27	0:26	0:25		1:44

Referees: PARK, Jung (USA) & CASTILLO, Alain (PER)

ARG • Argentina		1	2	3	4	5	Pts
3	Nizetich Paula Yamila (WS)	■	■	■	■		18
5	Fresco Lucia (OP)	■	■	■	■		12
6	Rodriguez Elina (WS)	■	■	■	■		18
9	Sagardia Clarisa (S)	■	■	■	■		5
10	Tosi Anahi Florencia (OP)	□	□	□			
11	Lazcano Julieta Constanza (MB)	■	■	■	■		11
12 L	Rizzo Tatiana Soledad (L)	L	L	L	L		
13 L	Granado Virginia (L)						
14	Soria Agostina Denisse (WS)		□				
15	Fortuna Antonela (WS)						
16	Busquets Reyes Florencia Natasha (MB)						
20	Galiano Valentina (S)		□	□			1
21	Graff Brenda (MB)			□	■		3
23	Michel Tosi Agnes Victoria (MB)	■	■	■			7

Coach: Orduna, Guillermo
Assistant: Muraco, Fabian

MEX • Mexico		1	2	3	4	5	Pts
2 L	Lopez Lizeth (L)		L	L	L	L	
3	Sanay Sashiko (S)	■	■	■	■		
4	Maldonado Andrea (WS)					□	1
5	Rangel Andrea (OP)	■	■				14
6 L	Lopez Olmos Freda Maria (L)			L	L		
11	Urias Jocelyn (MB)	■	■	■	■		6
12	Bricio Samantha (WS)	■	■	■	■		10
13	Moreno Hernandez Monica (MB)					■	2
14	Rios Claudia (WS)						
15	Valle Ana (MB)			□	■	■	4
16	Parra Quintero Melanie Guadalupe (WS)	■	■	■	■		6
17	Flores Gamez Karina Angelica (MB)	■	■				5
19	Vela Jiménez María Celeste (S)					□	
21	Guereca Parra Uxue Amaya (OP)		□	■	■		9

Coach: Naranjo Ponce, Ricar (CUB)
Assistant: Torres Garcia, Claud (MEX)

TEAMS AND PLAYERS PERFORMANCES

Won Pts	Total Atts	No Name	Scoring Skills	Won Pts	Total Atts	No Name
65	141	Total Team		41	121	Total Team
18	31	6 Rodriguez Elina (WS)	Spike	12	18	5 Rangel Andrea (OP)
18	42	3 Nizetich Paula Yamila (WS)		9	24	12 Bricio Samantha (WS)
5	48	Total Team	Block	12	76	Total Team
2	8	23 Michel Tosi Agnes Victoria		3	11	17 Flores Gamez Karina
1	16	11 Lazcano Julieta Constanza	Serve	3	19	11 Urias Jocelyn (MB)
5	97	Total Team		4	89	Total Team
4	20	9 Sagardia Clarisa (S)	Opp. error	2	14	16 Parra Quintero Melanie
1	3	20 Galiano Valentina (S)	Total	1	10	21 Guereca Parra Uxue Amaya
24		Total Team		31		Total Team
99	286	Total Team		88	286	Total Team

18	65	3 Nizetich Paula Yamila (WS)	Best Scorer	14	28	5 Rangel Andrea (OP)
----	----	------------------------------	--------------------	----	----	----------------------

Excellent	Total Atts	No Name	Non scoring Skills	Excellent	Total Atts	No Name
35	121	Total Team		12	109	Total Team
13	36	12 Rizzo Tatiana Soledad (L)	Dig	4	19	12 Bricio Samantha (WS)
11	23	6 Rodriguez Elina (WS)		3	13	5 Rangel Andrea (OP)
5	135	Total Team	Set	4	114	Total Team
5	109	9 Sagardia Clarisa (S)		3	85	3 Sanay Sashiko (S)
7	76	Total Team	Reception	9	83	Total Team
4	28	3 Nizetich Paula Yamila (WS)	<u>Success - Faults</u>	3	19	2 Lopez Lizeth (L)
2	32	12 Rizzo Tatiana Soledad (L)	<u># Attempts</u>	6	45	12 Bricio Samantha (WS)

■ Starting line-up Pts = Points scored [nn] = Captain
□ Substitute Atts = Attempts L = Libero
Opp = Opponent





P-2 VOLLEYBALL • Match result



2018 Senior Women's NORCECA Panamerican Cup Semifinals

Match: 29 **Date:** 13/07/2018 **Spectators:** 4,000
City: Santo domingo
Hall: Palacio de Voleibol Ricardo Arias
Match duration: Start: 20:51 End: 22:17 Total: 1:26

Teams	Sets	1	2	3	4	5	Total
BRA	0	16	12	23			51
DOM	3	25	25	25			75
Set duration		0:25	0:26	0:29			1:20

Referees: MACIAS, Luis (MEX) & ROBB, Andrew (CAN)

BRA • Brazil		1	2	3	4	5	Pts
1	Leao Mara Ferreira (MB)					■	1
3	Lins Danielle (S)	■	■	■			
4	Silva Claudia (S)	□	□	□			
5	Silva Milka Marcilia (MB)						
6	Daher de Menezes Thaisa (MB)	■	■	■			7
13	Jacintho Francynne (MB)	■	■				2
14	L Teodoro Silva Tássia (L)	L	L	L			
15	L Araujo Natália (L)				L		
16	Marques Bruna Honorio (OP)	■	□	■			10
18	Geraldo Teixeira Lorenne (OP)	□	■	□			3
20	Tomé Fernanda (WS)	■	■	■			6
21	Brancher Edinara (WS)	□	□				
22	Candido Da Silva Gabriela (WS)						
23	Claro Maira Cipriano (WS)	■	■	■			5

Coach: Wagner Coppini Ferna (BRA)
Assistant: Mauricio Thomas (BRA)

DOM • Dominican Republic		1	2	3	4	5	Pts
1	Vargas Valdez Annerys (MB)	■	■	■			10
4	Fersola Norberto Marianne (MB)						
5	L Castillo Brenda (L)	L	L	L			
6	Dominguez Martinez Camil (S)		□				
7	Marte Frica Niverka (S)	■	■	■			2
8	Arias Perez Candida (MB)	■	■	■			4
11	Rodriguez Marifranchi (MB)						
14	Rivera Brens Prisilla (WS)	□	□	□			
16	Peña Isabel Yonkaira (WS)	■	■	■			12
17	Mambru Casilla Gina (OP)	■	■	■			5
18	De La Cruz De Peña Bethania (WS)						
20	Martinez Brayelin (WS)	■	■	■			23
23	Gonzalez Lopez Gaila Ceneida (OP)				□		
25	L Martinez Caro Larysmer (S)						

Coach: Marcos Kwiek (BRA)
Assistant: Wagner Rocha Pacheco (BRA)

TEAMS AND PLAYERS PERFORMANCES

Won Pts	Total Atts	No Name	Scoring Skills	Won Pts	Total Atts	No Name
22	88	Total Team		44	94	Total Team
7	22	16 Marques Bruna Honorio	Spike	20	34	20 Martinez Brayelin (WS)
4	17	23 Claro Maira Cipriano (WS)		10	26	16 Peña Isabel Yonkaira (WS)
10	42	Total Team	Block	5	34	Total Team
3	9	16 Marques Bruna Honorio		2	6	8 Arias Perez Candida (MB)
2	4	20 Tomé Fernanda (WS)		2	8	20 Martinez Brayelin (WS)
2	52	Total Team	Serve	7	74	Total Team
2	11	6 Daher de Menezes Thaisa		3	16	17 Mambru Casilla Gina (OP)
17		Total Team	Opp. error	19		Total Team
51	182	Total Team	Total	75	202	Total Team

10	34	16 Marques Bruna Honorio	Best Scorer	23	55	20 Martinez Brayelin (WS)
----	----	--------------------------	--------------------	----	----	---------------------------

Excellent	Total Atts	No Name	Non scoring Skills	Excellent	Total Atts	No Name
4	61	Total Team		23	77	Total Team
2	12	20 Tomé Fernanda (WS)	Dig	11	25	5 Castillo Brenda (L)
1	9	23 Claro Maira Cipriano (WS)		5	14	17 Mambru Casilla Gina (OP)
12	88	Total Team	Set	5	85	Total Team
12	71	3 Lins Danielle (S)		5	66	7 Marte Frica Niverka (S)
20	66	Total Team	Reception	19	48	Total Team
6	18	20 Tomé Fernanda (WS)	<u>Success - Faults</u>	7	10	5 Castillo Brenda (L)
7	18	14 Teodoro Silva Tássia (L)	<u># Attempts</u>	10	24	20 Martinez Brayelin (WS)

■ Starting line-up Pts = Points scored [nn] = Captain
□ Substitute Atts = Attempts L = Libero
Opp = Opponent





P-2 VOLLEYBALL • Match result



2018 Senior Women's NORCECA Panamerican Cup Semifinals

Match: 30 **Date:** 13/07/2018 **Spectators:** 3,000
City: Santo Domingo
Hall: Palacio de Voleibol Ricardo Arias
Match duration: Start: 18:18 End: 20:18 Total: 2:00

Teams	Sets	1	2	3	4	5	Total
CAN	1	18	25	23	19		85
USA	3	25	23	25	25		98
Set duration		0:24	0:29	0:31	0:27		1:51

Referees: RAMIREZ, Yuri (DOM) & CASTRO, Omar (COL)

CAN • Canada		1	2	3	4	5	Pts
1	L Niles Jessica (L)	L	L	L	L		
2	Bailey Autumn (WS)	■	■	■	■		10
5	Smith Danielle (S)	□					
7	Beamish Brianna (WS)	□	□	□	□		1
8	Ogoms Alicia (MB)		□	□	□		1
9	Gray Alexa Lea (WS)	■	■	■	■		16
12	Cross Jennifer (MB)	■	■	■	■		4
15	Chase Sarah (WS)	□			□		2
16	Joseph Shainah (OP)						
17	L Moncks Kristen (L)						
20	Perrin Alicia (MB)						
22	Cyr Megan (S)	■	■	■	■		4
23	Maglio Emily (MB)	■	■	■	■		5
25	Van Ryk Kiera (WS)	■	■	■	■		18

Coach: Marcello Abbondanza (ITA)
Assistant: Richard Schick (CAN)

USA • United States		1	2	3	4	5	Pts
1	Poulter Jordyn (S)					□	
4	L Wong-Orantes Justine (L)				L		
7	Carlini Lauren (S)	■	■	■	■		5
8	Rivers Krystal (OP)						
10	Lee Simone (WS)						
13	Wilhite Sarah (WS)	■	■	■	■		13
14	Anae Adora (WS)	■	■	■	■		13
15	Washington Haleigh (MB)	■	■	■	■		13
18	Abukusumo-Whitney Aiyana (OP)	■	■	■	■		10
20	L Benson Amanda (L)	L	L	L	L		
21	Tapp Paige (MB)						
22	McCage Mallory (MB)				□	■	1
24	Rolfzen Kadie (WS)						
25	Ogbogu Chiaka (MB)	■	■	■			9

Coach: Newman-Gonchar, Jona (USA)
Assistant: Childress, Alisha (USA)

TEAMS AND PLAYERS PERFORMANCES

Won Pts	Total Atts	No Name
45	138	Total Team
16	41	25 Van Ryk Kiera (WS)
15	34	9 Gray Alexa Lea (WS)
9	44	Total Team
4	9	12 Cross Jennifer (MB)
2	5	2 Bailey Autumn (WS)
7	86	Total Team
3	23	2 Bailey Autumn (WS)
2	12	25 Van Ryk Kiera (WS)
24		Total Team
85	268	Total Team

18	59	25 Van Ryk Kiera (WS)
----	----	-----------------------

Excellent	Total Atts	No Name
21	108	Total Team
6	23	2 Bailey Autumn (WS)
6	27	1 Niles Jessica (L)
1	130	Total Team
1	105	22 Cyr Megan (S)
18	83	Total Team
4	18	2 Bailey Autumn (WS)
9	38	9 Gray Alexa Lea (WS)

■ Starting line-up Pts = Points scored [nn] = Captain
□ Substitute Atts = Attempts L = Libero
Opp = Opponent

Scoring Skills
Spike
Block
Serve
Opp. error
Total

Best Scorer

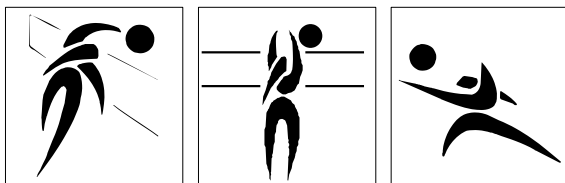
Non scoring Skills
Dig
Set
Reception
Success - Faults
Attempts

Won Pts	Total Atts	No Name
39	128	Total Team
13	37	13 Wilhite Sarah (WS)
9	20	15 Washington Haleigh (MB)
21	74	Total Team
7	14	25 Ogbogu Chiaka (MB)
4	11	14 Anae Adora (WS)
5	96	Total Team
2	19	14 Anae Adora (WS)
2	14	18 Abukusumo-Whitney Aiyana
33		Total Team
98	298	Total Team

13	64	13 Wilhite Sarah (WS)
----	----	-----------------------

Excellent	Total Atts	No Name
28	86	Total Team
8	17	20 Benson Amanda (L)
7	23	14 Anae Adora (WS)
13	114	Total Team
13	97	7 Carlini Lauren (S)
23	72	Total Team
10	27	13 Wilhite Sarah (WS)
10	27	14 Anae Adora (WS)





Best Scorers

Rk	No	Name	Team	Spike	Block	Serve	Total
1	16	Esdelle Krystle (OP)	TTO	85	5	7	97
2	3	Nizetich Paula Yamila (WS)	ARG	72	2	6	80
3	12	Bricio Samantha (WS)	MEX	65	3	11	79
4	5	Rangel Andrea (OP)	MEX	64	5	6	75
5	3	Segovia Dayana (WS)	COL	58	8	6	72
6	6	Rodriguez Elina (WS)	ARG	66	2	3	71
7	18	Matienzo Linares Sulian Caridad (WS)	CUB	43	4	20	67
8	20	Martinez Brayelin (WS)	DOM	60	4	2	66
9	25	Van Ryk Kiera (WS)	CAN	38	1	25	64
9	18	Abukusumo-Whitney Aiyana (OP)	USA	42	10	12	64
11	13	Ferrer Shirley (OP)	PUR	53	5	2	60
11	3	Thompson Channon (WS)	TTO	47	6	7	60
13	16	Marques Bruna Honorio (OP)	BRA	43	9	7	59
14	19	Coneo Amanda (WS)	COL	52	5	1	58
15	18	Martinez Maria Margarita (WS)	COL	53	2	2	57
16	15	Washington Haleigh (MB)	USA	36	13	7	56
17	2	Gracia Gonzalez Regla Rainierys (WS)	CUB	46	4	4	54
18	6	Montes Kiara (OP)	PER	47	1	5	53
19	4	Lobaton Brenda (WS)	PER	48	3	1	52
19	17	Santos Noami (WS)	PUR	35	4	13	52
21	16	Peña Isabel Yonkaira (WS)	DOM	40	5	6	51
22	6	Daher de Menezes Thaisa (MB)	BRA	33	10	6	49
22	8	Perez Ramos Diaris (WS)	CUB	35	5	9	49
24	9	Gray Alexa Lea (WS)	CAN	44	2	2	48
24	5	Fresco Lucia (OP)	ARG	42	4	2	48
26	6	Jack Sinead (MB)	TTO	23	14	10	47
27	10	Lee Simone (WS)	USA	38	4	4	46
28	25	Ogbogu Chiaka (MB)	USA	19	21	3	43
29	12	Ortiz Neira (MB)	PUR	31	6	5	42
29	11	Urias Jocelyn (MB)	MEX	20	17	5	42
31	11	Lazcano Julieta Constanza (MB)	ARG	35	2	4	41
32	19	Suarez Hernandez Laura Beatriz (MB)	CUB	29	10	1	40
32	16	Parra Quintero Melanie Guadalupe (WS)	MEX	34	1	5	40
34	17	Mambro Casilla Gina (OP)	DOM	30	3	6	39
34	14	Anae Adora (WS)	USA	31	5	3	39
34	13	Wilhite Sarah (WS)	USA	28	7	4	39
37	1	Carazo Martinez Tannia (WS)	CRC	34	4	0	38
38	20	Tomé Fernanda (WS)	BRA	26	7	4	37
38	21	Victoria Pilar Marie (WS)	PUR	35	1	1	37
40	13	Jacintho Francynne (MB)	BRA	22	12	2	36
41	16	Rangel Melissa (MB)	COL	19	15	1	35
42	15	Ortiz Karla (WS)	PER	27	5	2	34
43	1	Santana Daly (WS)	PUR	31	1	1	33
44	2	Bailey Autumn (WS)	CAN	22	4	6	32
44	18	Hernandez Alba (MB)	PUR	14	12	6	32
46	23	Claro Maira Cipriano (WS)	BRA	23	5	3	31
47	23	Maglio Emily (MB)	CAN	21	8	1	30
47	17	Flores Gamez Karina Angelica (MB)	MEX	19	7	4	30
49	23	Michel Tosi Agnes Victoria (MB)	ARG	20	7	2	29
50	8	Ramdin Darlene (WS)	TTO	22	5	1	28
Total tournament				2,391	488	358	3,237



Best Spikers

Limit: 15.00%

Rk	No	Name	Team	Spikes	Faults	Shots	Total Attempts	Succ. %
1	20	Martinez Brayelin (WS)	DOM	60	15	47	122	49.18
2	6	Rodriguez Elina (WS)	ARG	66	21	56	143	46.15
3	16	Esdelle Krystle (OP)	TTO	85	28	75	188	45.21
4	9	Gray Alexa Lea (WS)	CAN	44	19	40	103	42.72
5	16	Peña Isabel Yonkaira (WS)	DOM	40	10	44	94	42.55
6	3	Segovia Dayana (WS)	COL	58	17	64	139	41.73
7	5	Rangel Andrea (OP)	MEX	64	21	72	157	40.76
8	13	Ferrer Shirley (OP)	PUR	53	19	59	131	40.46
9	18	Matienzo Linares Sulian Caridad (WS)	CUB	43	21	43	107	40.19
10	18	Abukusumo-Whitney Aiyana (OP)	USA	42	7	57	106	39.62
Total Tournament				2,391	914	3,086	6,391	37.41




Best Blockers

Rk	No	Name	Team	Kill Blocks	Faults	Rebounds	Total Attempts	Avg. by set
1	25	Ogbogu Chiaka (MB)	USA	21	12	19	52	1.11
2	11	Urias Jocelyn (MB)	MEX	17	21	45	83	0.81
3	16	Rangel Melissa (MB)	COL	15	19	40	74	0.79
4	13	Jacintho Francynne (MB)	BRA	12	13	13	38	0.75
5	6	Jack Sinead (MB)	TTO	14	13	37	64	0.74
6	15	Washington Haleigh (MB)	USA	13	17	31	61	0.68
7	18	Hernandez Alba (MB)	PUR	12	12	26	50	0.63
8	6	Daher de Menezes Thaisa (MB)	BRA	10	16	26	52	0.63
9	23	Maglio Emily (MB)	CAN	8	6	23	37	0.62
10	2	Ross Jalcia (MB)	TTO	11	17	22	50	0.58
Total Tournament				488	822	1,394	2,704	4.48



Best Servers

Rk	No	Name	Team	Aces	Faults	Serve Hits	Total Attempts	Avg. by set
1	25	Van Ryk Kiera (WS)	CAN	25	8	32	65	1.92
2	18	Matienzo Linares Sulian Caridad (WS)	CUB	20	11	68	99	1.05
3	17	Santos Noami (WS)	PUR	13	8	59	80	0.68
4	18	Abukusumo-Whitney Aiyana (OP)	USA	12	14	37	63	0.63
5	6	Jack Sinead (MB)	TTO	10	16	34	60	0.53
6	12	Bricio Samantha (WS)	MEX	11	21	42	74	0.52
7	2	Mosquera Yujhamy (MB)	PER	8	13	36	57	0.50
8	8	Perez Ramos Diaris (WS)	CUB	9	10	35	54	0.47
9	2	Bailey Autumn (WS)	CAN	6	12	28	46	0.46
10	16	Marques Bruna Honorio (OP)	BRA	7	7	38	52	0.44
Total Tournament				358	661	3,623	4,642	3.28



Best Diggers

Rk	No	Name	Team	Digs	Faults	Receptions	Total Attempts	Avg. by set
1	5	Castillo Brenda (L)	DOM	62	24	42	128	3.65
2	2	Lopez Lizeth (L)	MEX	40	24	45	109	1.90
3	2	Venegas Shara (L)	PUR	34	22	40	96	1.79
4	20	Benson Amanda (L)	USA	33	13	31	77	1.74
5	1	Niles Jessica (L)	CAN	22	9	27	58	1.69
6	14	Teodoro Silva Tássia (L)	BRA	26	14	28	68	1.63
7	21	Sanchez Esmeralda (L)	PER	24	23	52	99	1.50
8	5	Rangel Andrea (OP)	MEX	31	23	53	107	1.48
9	12	Rizzo Tatiana Soledad (L)	ARG	35	26	50	111	1.40
10	19	Coneo Amanda (WS)	COL	26	17	51	94	1.37
Total Tournament				1,100	1,193	2,713	5,006	10.09



Best Setters

Rk	No	Name	Team	Running Sets	Faults	Still Sets	Total Attempts	Avg. by set
1	3	Lins Danielle (S)	BRA	50	5	257	312	3.13
2	7	Carlini Lauren (S)	USA	47	1	346	394	2.47
3	9	Sagardia Clarisa (S)	ARG	55	8	404	467	2.20
4	10	La Rosa Zoila (S)	PER	35	5	357	397	2.19
5	15	Marin Maria Alejandra (S)	COL	39	7	392	438	2.05
6	22	Cyr Megan (S)	CAN	26	2	248	276	2.00
7	3	Sanay Sashiko (S)	MEX	37	7	487	531	1.76
8	7	Marte Frica Niverka (S)	DOM	29	6	259	294	1.71
9	5	Hernandez Santas Yamila (S)	CUB	22	3	205	230	1.16
10	4	Santos Raymariely (S)	PUR	19	4	329	352	1.00
Total Tournament				448	101	5,562	6,111	4.11



Best Receivers


Limit: 20.00%

Rk	No	Name	Team	Excellents	Faults	Serve Receptions	Total Attempts	Eff. %
1	5	Castillo Brenda (L)	DOM	37	4	24	65	50.77
2	20	Tomé Fernanda (WS)	BRA	25	3	31	59	37.29
3	14	Anae Adora (WS)	USA	26	3	41	70	32.86
4	17	Santos Noami (WS)	PUR	41	8	54	103	32.04
5	14	Teodoro Silva Tássia (L)	BRA	34	9	36	79	31.65
6	10	Borrell Cruz Emily (L)	CUB	35	4	59	98	31.63
7	9	Toro Juliana (WS)	COL	38	6	64	108	29.63
8	2	Lopez Lizeth (L)	MEX	37	6	70	113	27.43
9	2	Bailey Autumn (WS)	CAN	20	3	39	62	27.42
10	13	Wilhite Sarah (WS)	USA	21	4	37	62	27.42
Total Tournament				1,164	365	2,444	3,973	20.11



P-5 VOLLEYBALL • Players ranking by skills

2018 Senior Women's NORCECA Panamerican Cup



Best Liberos

Rk	No	Name	Team	Excellents	Faults	In play	Total attempts	Avg. by set
1	5	Castillo Brenda (L)	DOM	99	28	66	193	5.82
2	14	Teodoro Silva Tássia (L)	BRA	60	23	64	147	3.75
3	2	Lopez Lizeth (L)	MEX	77	30	115	222	3.67
4	9	Toro Juliana (WS)	COL	61	26	93	180	3.21
5	2	Venegas Shara (L)	PUR	60	25	75	160	3.16
6	12	Rizzo Tatiana Soledad (L)	ARG	75	33	135	243	3.00
7	11	Olton Afesha (L)	TTO	57	40	133	230	3.00
8	1	Niles Jessica (L)	CAN	38	14	54	106	2.92
9	8	Castro Rueda Maria Jose (L)	CRC	43	36	63	142	2.87
10	21	Sanchez Esmeralda (L)	PER	44	29	86	159	2.75





Best Spikers

Limit: 15.00%

Rk	Team	Spikes	Faults	Shots	Total Attempts	Succ. %
1	DOM Dominican Republic	214	65	209	488	43.85
2	ARG Argentina	305	101	319	725	42.07
3	USA United States	216	70	250	536	40.30
4	CAN Canada	151	57	170	378	39.95
5	TTO Trinidad & Tobago	208	90	231	529	39.32
6	PUR Puerto Rico	219	87	254	560	39.11
7	COL Colombia	215	68	286	569	37.79
8	BRA Brazil	169	59	228	456	37.06
9	CUB Cuba	190	78	251	519	36.61
10	MEX Mexico	238	94	351	683	34.85
11	PER Peru	177	69	303	549	32.24
12	CRC Costa Rica	89	76	234	399	22.31
Total Tournament		2,391	914	3,086	6,391	37.41




Best Blockers

Rk	Team	Kill Blocks	Faults	Rebounds	Total Attempts	Avg. by set
1	USA United States	74	72	129	275	3.89
2	BRA Brazil	50	69	98	217	3.13
3	TTO Trinidad & Tobago	52	70	112	234	2.74
4	COL Colombia	45	81	151	277	2.37
5	CUB Cuba	44	87	117	248	2.32
6	CAN Canada	28	26	83	137	2.15
7	DOM Dominican Republic	36	49	105	190	2.12
8	MEX Mexico	43	94	179	316	2.05
8	PUR Puerto Rico	39	74	108	221	2.05
10	PER Peru	23	65	111	199	1.44
11	CRC Costa Rica	21	53	62	136	1.40
12	ARG Argentina	33	82	139	254	1.32
Total Tournament		488	822	1,394	2,704	4.48



Best Servers

Rk	Team	Aces	Faults	Serve Hits	Total Attempts	Avg. by set
1	CAN Canada	45	48	214	307	3.46
2	USA United States	40	64	345	449	2.11
3	CUB Cuba	37	57	301	395	1.95
4	MEX Mexico	38	66	368	472	1.81
5	PUR Puerto Rico	34	56	331	421	1.79
6	DOM Dominican Republic	28	46	307	381	1.65
7	TTO Trinidad & Tobago	31	76	291	398	1.63
8	BRA Brazil	24	46	267	337	1.50
9	PER Peru	22	57	259	338	1.38
10	ARG Argentina	31	75	408	514	1.24
11	COL Colombia	16	34	354	404	0.84
12	CRC Costa Rica	12	36	178	226	0.80
Total Tournament		358	661	3,623	4,642	3.28



Best Diggers

Rk	Team	Digs	Faults	Receptions	Total Attempts	Avg. by set
1	DOM Dominican Republic	110	79	205	394	6.47
2	CAN Canada	83	61	166	310	6.38
3	PER Peru	101	101	257	459	6.31
4	USA United States	107	83	220	410	5.63
5	MEX Mexico	118	128	289	535	5.62
6	ARG Argentina	137	140	298	575	5.48
7	COL Colombia	102	114	249	465	5.37
8	PUR Puerto Rico	92	107	215	414	4.84
9	CUB Cuba	76	94	225	395	4.00
10	BRA Brazil	58	78	185	321	3.63
11	CRC Costa Rica	53	94	164	311	3.53
12	TTO Trinidad & Tobago	63	114	240	417	3.32
Total Tournament		1,100	1,193	2,713	5,006	10.09



Best Setters

Rk	Team	Running Sets	Faults	Still Sets	Total Attempts	Avg. by set
1	BRA Brazil	55	5	373	433	3.44
2	ARG Argentina	67	12	618	697	2.68
3	USA United States	50	2	448	500	2.63
4	PER Peru	37	6	489	532	2.31
5	COL Colombia	41	8	501	550	2.16
6	CAN Canada	27	3	327	357	2.08
7	DOM Dominican Republic	34	12	419	465	2.00
8	MEX Mexico	39	7	599	645	1.86
9	PUR Puerto Rico	32	6	491	529	1.68
10	CUB Cuba	29	15	464	508	1.53
11	CRC Costa Rica	19	9	353	381	1.27
12	TTO Trinidad & Tobago	18	16	480	514	0.95
Total Tournament		448	101	5,562	6,111	4.11



Best Receivers

Limit: 20.00%

Rk	Team	Excellents	Faults	Serve Receptions	Total Attempts	Eff. %
1	BRA Brazil	99	21	166	286	27.27
2	PUR Puerto Rico	118	24	213	355	26.48
3	MEX Mexico	121	25	263	409	23.47
4	COL Colombia	101	26	199	326	23.01
5	DOM Dominican Republic	80	24	165	269	20.82
6	CAN Canada	54	14	131	199	20.10
7	USA United States	90	30	181	301	19.93
8	CUB Cuba	101	38	220	359	17.55
9	PER Peru	89	33	212	334	16.77
10	ARG Argentina	118	45	277	440	16.59
11	CRC Costa Rica	94	45	171	310	15.81
12	TTO Trinidad & Tobago	99	40	246	385	15.32
Total Tournament		1,164	365	2,444	3,973	20.11

USA and Dominican Republic to battle for the gold

SANTO DOMINGO, Dominican Republic, July 13, 2018 - The United States earned the right to defend their title as champions of the Women's Volleyball Pan American Cup after subduing a tenacious Canada 3-1 (25-18, 23-25, 25-23, 25-19) in the first semifinal contest on Friday at Ricardo Arias Pavilion in Santo Domingo.

The United States recorded 21 blocks, led by seven from Chiaka Ogbogu, against 9 by the Canadian side.

Sarah Wilhite, Adora Anae and Haleigh Washington each registered 13 points for the USA squad while Aiyana Abukusomo-Whitney and Ogbogu contributed 10 and 9, respectively.

Kiera Van Ryk and Alexa Gray topped Canada's scoring with 18 and 16 points while Autumn Bailey added 10.

Meanwhile, host Dominican Republic, supported by a noisy partisan crowd, overpowered Brazil in straight sets 3-0 (25-16, 25-14, 25-23) to move into the final contest against defending champions United States.

Brayelin Martinez landed 23 points as the main offensive player for the home side followed by Yonkaira Peña and Annerys Vargas with 12 and 10, respectively.

Bruna Honorio Marques with 10 points stood out for Brazil and Thaisa de Menezes added 7 in the losing effort.

Argentina 3, Mexico 1

Argentina defeated Mexico 3-1 (23-25, 25-22, 25-22, 25-19) in the match for the 9-10 positions. Paula Nizetich and Elina Rodríguez each scored 18 points in the victory while Lucia Fresco and Julieta Lazcano added 12 and 11, respectively. Andrea Rangel and Samantha Bricio finished with 14 and 10 points, respectively, for Mexico. Mexico won the battle at the net with 12 blocks against 5 by the winners who had 65 attacks to 41 by the defeated side.

Trinidad & Tobago 3, Costa Rica 0

Krystle Esdelle registered a tournament-high 25 points as Trinidad & Tobago swept Costa Rica 3-0 (26-24, 25-18, 25-16) in a match for the 11th-12th positions. Besides Esdelle, Channon Thompson reached double figures for the winning side with 12 points, including four aces. Renelle Forde and Jalicia Ross chipped in with 7 and 6, respectively. Tannia Carazo had 9 points for Costa Rica and Yuliana González added 7 in the losing cause.

EEUU y República Dominicana a la batalla por el oro

SANTO DOMINGO, República Dominicana, 13 de julio de 2018 - Los Estados Unidos se ganaron el derecho a defender su título como campeonas de la Copa Panamericana de Voleibol Femenino después de despachar a un tenaz Canadá 3-1 (25-18 23-25, 25-23, 25-19) en el primer desafío semifinal el viernes en el Pabellón Ricardo Arias en Santo Domingo.

Estados Unidos registró 21 bloqueos, liderados por siete de Chiaka Ogbogu, contra 9 por el lado canadiense.

Sarah Wilhite, Adora Anae y Haleigh Washington registraron 13 puntos cada una para el equipo de EEUU mientras que Aiyana Abukusomo-Whitney y Ogbogu contribuyeron con 10 y 9, respectivamente.

Kiera Van Ryk y Alexa Gray encabezaron la anotación de Canadá con 18 y 16 puntos, mientras que Autumn Bailey agregó 10.

Mientras tanto, el anfitrión República Dominicana, con el apoyo de una ruidosa multitud partidista, dominó a Brasil en sets corridos 3-0 (25-16, 25-14, 25-23) para avanzar al encuentro final contra los campeones defensores los Estados Unidos.

Brayelin Martínez aterrizó 23 puntos como principal atacante para el equipo local, seguida de Yonkaira Peña y Annerys Vargas con 12 y 10, respectivamente.

Bruna Honorio Marques con 10 puntos se destacó por Brasil y Thaisa de Menezes agregó 7 en el esfuerzo perdedor.

Argentina 3, Mexico 1

Argentina derrotó a México 3-1 (23-25, 25-22, 25-22, 25-19) en el partido por los puestos 9-10. Paula Nizetich y Elina Rodríguez anotaron cada una 18 puntos en la victoria, mientras que Lucia Fresco y Julieta Lazcano agregaron 12 y 11, respectivamente. Andrea Rangel y Samantha Bricio terminaron con 14 y 10 puntos, respectivamente, para México. México ganó la batalla en la red con 12 bloqueos contra 5 por las ganadoras que tuvieron 65 ataques contra 41 por el lado derrotado.

Trinidad & Tobago 3, Costa Rica 0

Krystle Esdelle registró un total máximo en el torneo de 25 puntos cuando Trinidad & Tobago barrió a Costa Rica 3-0 (26-24, 25-18, 25-16) en un partido por las posiciones 11-12. Además de Esdelle, Channon Thompson alcanzó las cifras dobles por el lado ganador con 12 puntos, incluidos cuatro ases. Renelle Forde y Jalicia Ross contribuyeron con 7 y 6, respectivamente. Tannia Carazo tuvo 9 puntos para Costa Rica y Yuliana González agregó 7 en la causa perdedora.