



6 al 15 de Julio 2018

Palacio de Voleibol
Prof. Ricardo Georiber Arias

XVII COPA PANAMERICANA VOLEIBOL FEMENINO FIESTA AMERICANA

Santo Domingo, República Dominicana



Dominican Republic



Canada



All Star

Patrocinador Oficial



United States

Boletín 8

Santo Domingo • Distrito Nacional • Saturday 14 July 2018





2018 Senior Women´s NORCECA Panamerican Cup



FINAL STANDING

- 1  USA
- 2  Dominican Republic
- 3  Canada
- 4  Brazil
- 5  Colombia
- 6  Puerto Rico
- 7  Cuba
- 8  Peru
- 9  Argentina
- 10  Mexico
- 11  Trinidad and Tobago
- 12  Costa Rica

Best Players

Most Valuable Player

Lauren Carlini No. 7

USA



Best Wing Spiker

Brayelin Martinez No.20

DOM



Best Libero

Brenda Castillo No. 5

DOM



2nd Best Wing Spiker

Elina Rodriguez No. 6

ARG



Best Server

Kiera Van Ryk No. 25

CAN



Best Middle Blocker

Chiaka Ogbogu No. 25

USA



Best Digger

Brenda Castillo No. 5

DOM



2nd Best Middle Blocker

Jocelyn Urias No. 11

MEX



Best Receiver

Brenda Castillo No. 5

DOM



Best Opposite

Krystle Esdelle No. 16

TTO



Best Scorer

Krystle Esdelle No. 16

TTO



Best Setter

Lauren Carlini No.7

USA





Calendario y Formato de Competencia / Competition Format and Match Schedule

GROUP-A													
No.	Date	Time	Teams		Set	Result per set (points)					POINTS	TIME	
						1	2	3	4	5			
3	08-jul	14:00	CANADA	vs	PERU	3-0	25-21	25-12	25-17		75-50	1:17	
6	08-jul	20:00	DOMINICAN REPUBLIC	vs	COSTA RICA	3-0	25-14	25-10	25-16		75-40	1:13	
7	09-jul	10:00	COSTA RICA	vs	CANADA	0-3	10-25	10-25	7-25		27-75	1:02	
12	09-jul	20:00	DOMINICAN REPUBLIC	vs	PERU	3-0	25-16	25-15	25-14		75-47	1:15	
18	10-jul	20:00	DOMINICAN REPUBLIC	vs	CANADA	0-3	23-25	14-25	20-25		57-75	1:23	
13	10-jul	22:00	PERU	vs	COSTA RICA	3-0	25-22	25-18	25-15		75-55	1:19	
GROUP-B													
No.	Date	Time	Teams		Set	Result per set (points)					POINTS	TIME	
						1	2	3	4	5			
1	08-jul	10:00	TRINIDAD & TOBAGO	vs	UNITED STATES	1-3	25-21	15-25	22-25	15-25	77-96	1:55	
5	08-jul	18:00	PUERTO RICO	vs	CUBA	3-0	25-13	25-22	25-23		75-58	1:22	
8	09-jul	12:00	TRINIDAD & TOBAGO	vs	PUERTO RICO	2-3	28-30	20-25	25-21	28-26	8-15	109-117	2:30
11	09-jul	18:00	CUBA	vs	UNITED STATES	3-2	18-25	25-22	25-23	13-25	15-13	96-108	2:23
14	10-jul	12:00	CUBA	vs	TRINIDAD & TOBAGO	3-0	25-15	30-28	25-19		80-62	2:07	
17	10-jul	18:00	UNITED STATES	vs	PUERTO RICO	3-0	25-22	25-21	25-14		75-57	1:28	
GROUP-C													
No.	Date	Time	Teams		Set	Result per set (points)					POINTS	TIME	
						1	2	3	4	5			
2	08-jul	12:00	BRAZIL	vs	MEXICO	3-0	25-21	25-19	25-17		75-57	1:22	
4	08-jul	16:00	ARGENTINA	vs	COLOMBIA	2-3	16-25	16-25	25-22	25-18	15-17	97-107	2:18
9	09-jul	14:00	COLOMBIA	vs	BRAZIL	2-3	25-18	26-24	16-25	23-25	13-15	103-113	2:31
10	09-jul	16:00	MEXICO	vs	ARGENTINA	3-0	25-20	25-15	25-20		75-55	1:26	
15	10-jul	14:00	COLOMBIA	vs	MEXICO	3-0	25-15	25-22	25-12		75-49	1:34	
16	10-jul	16:00	BRAZIL	vs	ARGENTINA	3-2	20-25	25-20	25-15	19-25	15-6	104-91	2:05
CLASSIFICATION 7/10													
No.	Date	Time	Teams		Set	Result per set (points)					POINTS	TIME	
						1	2	3	4	5			
19	11-jul	14:00	CUBA	vs	ARGENTINA	3-2	25-18	21-25	14-25	25-23	15-8	100-99	2:01
20	11-jul	16:00	MEXICO	vs	PERU	1-3	25-16	22-25	29-31	32-34		108-106	2:29
QUATERFINALS													
No.	Date	Time	Teams		Set	Result per set (points)					POINTS	TIME	
						1	2	3	4	5			
22	11-jul	18:00	UNITED STATES	vs	COLOMBIA	3-0	25-12	25-17	25-17		75-46	1:15	
21	11-jul	20:00	DOMINICAN REPUBLIC	vs	PUERTO RICO	3-2	25-21	18-25	21-25	25-22	15-10	104-103	2:27
CLASSIFICATION 9/12													
No.	Date	Time	Teams		Set	Result per set (points)					POINTS	TIME	
						1	2	3	4	5			
23	12-jul	14:00	COSTA RICA	vs	ARGENTINA	3-0	25-16	25-13	25-12		75-41	1:06	
24	12-jul	16:00	TRINIDAD & TOBAGO	vs	MEXICO	1-3	15-25	15-25	25-19	17-25		72-94	1:47

CLASSIFICATION 5/8

No.	Date	Time	Teams	Set	Result per set (points)					POINTS	TIME
					1	2	3	4	5		
25	12-jul	18:00	CUBA vs COLOMBIA	0-3	20-25	21-25	17-25			58-75	1:23
26	12-jul	20:00	PERU vs PUERTO RICO	0-3	20-25	16-25	20-25			56-75	1:26

FINAL CLASSIFICATION 11/12

No.	Date	Time	Teams	Set	Result per set (points)					POINTS	TIME
					1	2	3	4	5		
27	13-jul	14:00	COSTA RICA vs TRINIDAD & TOBAGO	0-3	24-26	18-25	16-25			58-75	1:27

FINAL CLASSIFICATION 9/10

No.	Date	Time	Teams	Set	Result per set (points)					POINTS	TIME
					1	2	3	4	5		
28	13-jul	16:00	ARGENTINA vs MEXICO	3-1	23-25	25-22	25-22	25-19		98-88	1:53

SEMIFINALS

No.	Date	Time	Teams	Set	Result per set (points)					POINTS	TIME
					1	2	3	4	5		
29	13-jul	20:00	BRAZIL vs DOMINICAN REPUBLIC	0-3	16-25	12-25	23-25			51-75	1:26
30	13-jul	18:00	CANADA vs UNITED STATES	1-3	18-25	25-23	23-25	19-25		85-98	2:00

FINAL CLASSIFICATION 7/8

No.	Date	Time	Teams	Set	Result per set (points)					POINTS	TIME
					1	2	3	4	5		
31	14-jul	12:00	CUBA vs PERU	3-1	25-23	38-40	25-11	25-22		113-96	2:13

FINAL CLASSIFICATION 5/6

No.	Date	Time	Teams	Set	Result per set (points)					POINTS	TIME
					1	2	3	4	5		
32	14-jul	14:00	COLOMBIA vs PUERTO RICO	3-2	25-15	22-25	21-25	25-21	15-12	108-98	2:24

FINALS

No.	Date	Time	Teams	Set	Result per set (points)					POINTS	TIME
					1	2	3	4	5		
33	14-jul	16:00	BRAZIL vs CANADA	0-3	19-25	20-25	21-25			60-75	1:29
34	14-jul	18:00	DOMINICAN REPUBLIC vs UNITED STATES	2-3	26-24	25-21	21-25	19-25	8-25	99-110	2:25

*NOTE1: For the Classification, Quarterfinal and Semifinal Rounds, according to the FIVB General Competition Regulations, it must be avoided that teams from the same group play each other.

*NOTE2: According to the established competition format and the FIVB General Regulations, for the Classification, Quarter final and Semifinal Rounds, if three teams from the same group qualify, the match between highest ranked team and lowest ranked team of their Preliminary Round will be repeated.

*NOTE3: Loser of M34 = Loser of Match #34, etc.

FINAL STANDING

- 1  USA
- 2  Dominican Republic
- 3  Canada
- 4  Brazil
- 5  Colombia
- 6  Puerto Rico
- 7  Cuba
- 8  Peru
- 9  Argentina
- 10  Mexico
- 11  Trinidad and Tobago
- 12  Costa Rica

MATCHES RESULTS

Pool A

No	Date	Teams	Set	Result per set (points)					Total Points	Duration	Spectators
				1	2	3	4	5			
3	08-Jul-2018	CAN - PER	3-0	25-21	25-12	25-17			75-50	1:17	400
6	08-Jul-2018	DOM - CRC	3-0	25-14	25-10	25-16			75-40	1:13	1200
7	09-Jul-2018	CRC - CAN	0-3	10-25	10-25	7-25			27-75	1:02	100
12	09-Jul-2018	DOM - PER	3-0	25-16	25-15	25-16			75-47	1:21	500
13	10-Jul-2018	PER - CRC	3-0	25-22	25-18	25-15			75-55	1:19	500
18	10-Jul-2018	DOM - CAN	0-3	23-25	14-25	20-25			57-75	1:23	1500

Pool B

No	Date	Teams	Set	Result per set (points)					Total Points	Duration	Spectators
				1	2	3	4	5			
1	08-Jul-2018	TTO - USA	1-3	25-21	15-25	22-25	15-25		77-96	1:55	250
5	08-Jul-2018	PUR - CUB	3-0	25-13	25-22	25-23			75-58	1:22	450
8	09-Jul-2018	TTO - PUR	2-3	28-30	20-25	25-21	28-26	8-15	109-117	2:30	300
11	09-Jul-2018	CUB - USA	3-2	18-25	25-22	25-23	13-25	15-13	96-108	2:23	1000
14	10-Jul-2018	CUB - TTO	3-0	25-15	30-28	25-19			80-62	2:07	100
17	10-Jul-2018	USA - PUR	3-0	25-22	25-21	25-14			75-57	1:28	600

Pool C

No	Date	Teams	Set	Result per set (points)					Total Points	Duration	Spectators
				1	2	3	4	5			
2	08-Jul-2018	BRA - MEX	3-0	25-21	25-19	25-17			75-57	1:22	250
4	08-Jul-2018	ARG - COL	2-3	16-25	16-25	25-22	25-18	15-17	97-107	2:18	400
9	09-Jul-2018	COL - BRA	2-3	25-18	26-24	16-25	23-25	13-15	103-107	2:31	500
10	09-Jul-2018	MEX - ARG	3-0	25-20	25-15	25-20			75-55	1:26	500
15	10-Jul-2018	COL - MEX	3-0	25-15	25-22	25-12			75-49	1:34	500
16	10-Jul-2018	BRA - ARG	3-2	20-25	25-20	25-15	19-25	15-6	104-91	2:05	600

Classification 7-10

No	Date	Teams	Set	Result per set (points)					Total Points	Duration	Spectators
				1	2	3	4	5			
19	11-Jul-2018	CUB - ARG	3-2	25-18	21-25	14-25	25-23	15-8	100-99	2:01	50
20	11-Jul-2018	MEX - PER	1-3	25-16	22-25	29-31	32-34		108-106	2:29	450

Quarterfinals

No	Date	Teams	Set	Result per set (points)					Total Points	Duration	Spectators
				1	2	3	4	5			
21	11-Jul-2018	DOM - PUR	3-2	25-21	18-25	21-25	25-22	15-10	104-103	2:27	3500
22	11-Jul-2018	USA - COL	3-0	25-12	25-17	25-17			75-46	1:15	1200

Classification 9-12

No	Date	Teams	Set	Result per set (points)					Total Points	Duration	Spectators
				1	2	3	4	5			
23	12-Jul-2018	CRC - ARG	0-3	16-25	13-25	12-25			41-75	1:06	500
24	12-Jul-2018	TTO - MEX	1-3	15-25	15-25	25-19	17-25		72-94	1:47	300

Classification 5-8

No	Date	Teams	Set	Result per set (points)					Total Points	Duration	Spectators
				1	2	3	4	5			
25	12-Jul-2018	CUB - COL	0-3	20-25	21-25	17-25			58-75	1:23	300
26	12-Jul-2018	PER - PUR	0-3	20-25	16-25	20-25			56-75	1:26	500

Final 11-12

No	Date	Teams	Set	Result per set (points)					Total Points	Duration	Spectators
				1	2	3	4	5			
27	13-Jul-2018	CRC - TTO	0-3	24-26	18-25	16-25			58-76	1:27	200

Final 9-10

No	Date	Teams	Set	Result per set (points)					Total Points	Duration	Spectators
				1	2	3	4	5			
28	13-Jul-2018	ARG - MEX	3-1	23-25	25-22	25-22	25-19		98-88	1:53	500

Semifinals

No	Date	Teams	Set	Result per set (points)					Total Points	Duration	Spectators
				1	2	3	4	5			
29	13-Jul-2018	BRA - DOM	0-3	16-25	12-25	23-25			51-75	1:26	4000
30	13-Jul-2018	CAN - USA	1-3	18-25	25-23	23-25	19-25		85-98	2:00	3000

Final 7-8

No	Date	Teams	Set	Result per set (points)					Total Points	Duration	Spectators
				1	2	3	4	5			
31	14-Jul-2018	CUB - PER	3-1	25-23	38-40	25-11	25-22		113-96	2:13	200

Final 5-6

No	Date	Teams	Set	Result per set (points)					Total Points	Duration	Spectators
				1	2	3	4	5			
32	14-Jul-2018	COL - PUR	3-2	25-15	22-25	21-25	25-21	15-12	108-98	2:24	1500

Final 3-4

No	Date	Teams	Set	Result per set (points)					Total Points	Duration	Spectators
				1	2	3	4	5			
33	14-Jul-2018	BRA - CAN	0-3	19-25	20-25	21-25			60-75	1:29	6000

Final 1-2

No	Date	Teams	Set	Result per set (points)					Total Points	Duration	Spectators
				1	2	3	4	5			
34	14-Jul-2018	DOM - USA	2-3	26-24	25-21	21-25	19-25	8-15	99-110	2:25	

TEAM RANKING

Pool A

Rk	Code	Team	Matches			Pts	Results details						Sets			Points		
			W	L	T		3-0	3-1	3-2	2-3	1-3	0-3	W	L	Ratio	W	L	Ratio
1	CAN	Canada	3	0	3	15	3	0	0	0	0	0	9	0	MAX	225	134	1.679
2	DOM	Dominican Republic	2	1	3	10	2	0	0	0	0	1	6	3	2.000	207	162	1.277
3	PER	Peru	1	2	3	5	1	0	0	0	2	3	6	0.500	172	205	0.839	
4	CRC	Costa Rica	0	3	3	0	0	0	0	0	3	0	9	0.000	122	225	0.542	

Pool B

Rk	Code	Team	Matches			Pts	Results details						Sets			Points		
			W	L	T		3-0	3-1	3-2	2-3	1-3	0-3	W	L	Ratio	W	L	Ratio
1	USA	USA	2	1	3	11	1	1	0	1	0	0	8	4	2.000	279	230	1.213
2	PUR	Puerto Rico	2	1	3	8	1	0	1	0	0	1	6	5	1.200	249	242	1.028
3	CUB	Cuba	2	1	3	8	1	0	1	0	0	1	6	5	1.200	234	245	0.955
4	TTO	Trinidad and Tobago	0	3	3	3	0	0	0	1	1	1	3	9	0.333	248	293	0.846

Pool C

Rk	Code	Team	Matches			Pts	Results details						Sets			Points		
			W	L	T		3-0	3-1	3-2	2-3	1-3	0-3	W	L	Ratio	W	L	Ratio
1	BRA	Brazil	3	0	3	11	1	0	2	0	0	0	9	4	2.250	286	251	1.139
2	COL	Colombia	2	1	3	10	1	0	1	1	0	0	8	5	1.600	285	253	1.126
3	MEX	Mexico	1	2	3	5	1	0	0	0	0	2	3	6	0.500	181	205	0.882
4	ARG	Argentina	0	3	3	4	0	0	0	2	0	1	4	9	0.444	243	286	0.849



P-2 VOLLEYBALL • Match result



2018 Senior Women's NORCECA Panamerican Cup Final Classification 7/8 (Places 7-8)

Match: 31 **Date:** 14/07/2018 **Spectators:** 200
City: Santo Domingo
Hall: Palacio de Voleibol Ricardo Arias
Match duration: **Start:** 12:00 **End:** 14:13 **Total:** 2:13

Teams	Sets	1	2	3	4	5	Total
CUB	3	25	38	25	25		113
PER	1	23	40	11	22		96
Set duration		0:31	0:45	0:21	0:27		2:04

Referees: CASTRO, Omar (COL) & HERNANDEZ, Cinthya (CRC)

CUB • Cuba		1	2	3	4	5	Pts
1	Hernandez Aguila Claudia (WS)	■	■	■	■		15
2	Gracia Gonzalez Regla Rainierys (WS)						
5	Hernandez Santas Yamila (S)	■	■	■	■		8
6	Lescay Cajigal Daymara (MB)	■	■	■	■		9
8	Perez Ramos Diaris (WS)	■	■	■	■		14
9	L Luis Ruiz Dayessi (L)	L	L	L	L		
10	L Borrell Cruz Emily (L)	L	L	L	L		
11	Moreno Borrero Gretell Elena (S)						
12	Cese Montalvo Ailama (WS)	■	■	■	■		31
14	Aguilera Carbajal Jessica (MB)	□	□		□		
17	Medina Torres Kitania (OP)						
18	Matienzo Linares Sulian Caridad (WS)						
19	Suarez Hernandez Laura Beatriz (MB)	■	■	■	■		7
22	Sabin Terri Egli (S)						

Coach: Wilfredo Robinson (CUB)
Assistant: Luis Gabriel Oviedo (CUB)

PER • Peru		1	2	3	4	5	Pts
1	Aquino Angelica (WS)	□	□	□			
2	Mosquera Yujhamy (MB)	■	■	■	■		7
3	Uribe Brenda Daniela (OP)		□	□	□		2
4	Lobaton Brenda (WS)	■	■	■	■		23
5	L Palacios Vanessa (L)	L	L	L	L		
6	Montes Kiara (OP)	■	■	■	■		10
7	Almeida Shiamara (S)		□	□	□		
10	La Rosa Zoila (S)	■	■	■	■		3
11	Yllescas Clarivett (MB)	■	■	■	■		2
13	Olema Katerinne Mabel (WS)				□		2
15	Ortiz Karla (WS)	■	■	■	■		18
19	De La Peña Diana (MB)						
21	L Sanchez Esmeralda (L)	L	L	L	L		

Coach: Carlos Aparicio (PER)
Assistant: Martín Escudero (PER)

TEAMS AND PLAYERS PERFORMANCES

Won Pts	Total Atts	No Name
60	139	Total Team
26	48	12 Cese Montalvo Ailama (WS)
13	30	8 Perez Ramos Diaris (WS)
16	73	Total Team
5	23	5 Hernandez Santas Yamila
4	11	12 Cese Montalvo Ailama (WS)
8	112	Total Team
3	22	5 Hernandez Santas Yamila
2	16	6 Lescay Cajigal Daymara
29		Total Team
113	324	Total Team

31	76	12 Cese Montalvo Ailama (WS)
----	----	------------------------------

Excellent	Total Atts	No Name
17	105	Total Team
4	19	8 Perez Ramos Diaris (WS)
4	23	1 Hernandez Aguila Claudia
10	133	Total Team
10	111	5 Hernandez Santas Yamila
18	81	Total Team
8	23	10 Borrell Cruz Emily (L)
6	27	1 Hernandez Aguila Claudia

Scoring Skills
Spike
Block
Serve
Opp. error
Total

Best Scorer

Non scoring Skills
Dig
Set
Reception
Success - Faults
Attempts

Won Pts	Total Atts	No Name
58	152	Total Team
22	44	4 Lobaton Brenda (WS)
14	44	15 Ortiz Karla (WS)
6	57	Total Team
4	7	15 Ortiz Karla (WS)
1	9	6 Montes Kiara (OP)
3	97	Total Team
2	15	2 Mosquera Yujhamy (MB)
1	20	4 Lobaton Brenda (WS)
29		Total Team
96	306	Total Team

23	71	4 Lobaton Brenda (WS)
----	----	-----------------------

Excellent	Total Atts	No Name
23	114	Total Team
6	19	6 Montes Kiara (OP)
6	25	21 Sanchez Esmeralda (L)
5	145	Total Team
4	90	10 La Rosa Zoila (S)
26	96	Total Team
9	23	4 Lobaton Brenda (WS)
12	37	15 Ortiz Karla (WS)

■ Starting line-up Pts = Points scored [nn] = Captain
□ Substitute Atts = Attempts L = Libero
Opp = Opponent





P-2 VOLLEYBALL • Match result



2018 Senior Women's NORCECA Panamerican Cup Final Classification 5/6 (Places 5-6)

Match: 32 **Date:** 14/07/2018 **Spectators:** 1,500
City: Santo Domingo
Hall: Palacio de Voleibol Ricardo Arias
Match duration: Start: 14:40 End: 17:04 Total: 2:24

Teams	Sets	1	2	3	4	5	Total
COL	3	25	22	21	25	15	108
PUR	2	15	25	25	21	12	98
Set duration		0:23	0:30	0:30	0:30	0:19	2:12

Referees: ROBB, Andrew (CAN) & CHUNCO, Cristian (ARG)

COL • Colombia		1	2	3	4	5	Pts
2	Soto Yeisy (MB)				■	■	7
3	Segovia Dayana (WS)	■	■	■	■	■	20
6	Carabali Valerin (MB)	■	■	■		□	6
9	L Toro Juliana (WS)	L	L	L	L	L	
11	Perez Giselle (WS)		□	□	□		
12	Montaño Ivonne(OP)						
13	L Gomez Camila (L)						
14	Velasquez Angie (S)					□	
15	Marin Maria Alejandra (S)	■	■	■	■	■	1
16	Rangel Melissa (MB)	■	■	■	■	■	15
17	Sarmiento Maria (L)						
18	Martinez Maria Margarita (WS)	■	■	■	■	■	14
19	Coneo Amanda (WS)	■	■	■	■	■	24
20	Pasos Veronica (OP)					□	

Coach: Antonio Rizola Neto (BRA)
Assistant: Bryan Silva Grisales (COL)

PUR • Puerto Rico		1	2	3	4	5	Pts
1	Santana Daly (WS)	■	■	■	■	■	29
2	L Venegas Shara (L)	L	L	L	L		
3	L Leon Valeria A. (L)	L	L	L	L	L	
4	Santos Raymariely (S)						
8	Nogueras Jennifer (S)	□	□	■	■	■	1
9	Otero Perez Julymar Lorelys (OP)		□	□	□	□	
11	Victoria Sofia (WS)	□					1
12	Ortiz Neira (MB)	■	■	■	■	■	6
13	Ferrer Shirley (OP)	■	■		□	□	2
14	Valentin Natalia (S)	■	■	□	□	□	
17	Santos Naomi (WS)	■	□	■	■	■	13
18	Hernandez Alba (MB)	■					
19	Jusino Ana Sofia (MB)	□	■	■	■	■	4
21	Victoria Pilar Marie (WS)	□	■	■	■	■	19

Coach: Javier Gaspar (PUR)
Assistant: Abdell Otero (PUR)

TEAMS AND PLAYERS PERFORMANCES

Won Pts	Total Atts	No Name	Scoring Skills	Won Pts	Total Atts	No Name
66	173	Total Team		62	188	Total Team
18	54	19 Coneo Amanda (WS)	Spike	28	67	1 Santana Daly (WS)
18	40	3 Segovia Dayana (WS)		17	41	21 Victoria Pilar Marie (WS)
15	82	Total Team	Block	8	71	Total Team
4	21	16 Rangel Melissa (MB)		3	16	12 Ortiz Neira (MB)
3	7	19 Coneo Amanda (WS)		2	7	17 Santos Naomi (WS)
6	106	Total Team	Serve	5	97	Total Team
3	15	19 Coneo Amanda (WS)		2	14	17 Santos Naomi (WS)
2	15	16 Rangel Melissa (MB)		1	18	1 Santana Daly (WS)
21		Total Team	Opp. error	23		Total Team
108	361	Total Team	Total	98	356	Total Team

24	76	19 Coneo Amanda (WS)	Best Scorer	29	88	1 Santana Daly (WS)
----	----	----------------------	--------------------	----	----	---------------------

Excellent	Total Atts	No Name	Non scoring Skills	Excellent	Total Atts	No Name
38	144	Total Team		34	162	Total Team
12	29	9 Toro Juliana (WS)	Dig	8	19	17 Santos Naomi (WS)
11	29	3 Segovia Dayana (WS)		6	30	1 Santana Daly (WS)
13	164	Total Team	Set	5	180	Total Team
13	137	15 Marin Maria Alejandra (S)		3	54	14 Valentin Natalia (S)
26	89	Total Team	Reception	26	99	Total Team
5	19	18 Martinez Maria Margarita	Success - Faults	16	48	1 Santana Daly (WS)
15	46	9 Toro Juliana (WS)	# Attempts			

■ Starting line-up Pts = Points scored [nn] = Captain
□ Substitute Atts = Attempts L = Libero
Opp = Opponent





P-2 VOLLEYBALL • Match result



2018 Senior Women's NORCECA Panamerican Cup Final Classification 3/4 (Places 3-4)

Match: 33 **Date:** 14/07/2018 **Spectators:** 6,000
City: Santo Domingo
Hall: Palacio de Voleibol Ricardo Arias
Match duration: Start: 17:48 End: 19:17 Total: 1:29

Teams	Sets	1	2	3	4	5	Total
BRA	0	19	20	21			60
CAN	3	25	25	25			75
Set duration		0:26	0:27	0:30			1:23

Referees: RAMIREZ, Yuri (DOM) & CASTILLO, Alain (PER)

BRA • Brazil		1	2	3	4	5	Pts
1	Leao Mara Ferreira (MB)					■	3
3	Lins Danielle (S)	■	□	□			
4	Silva Claudia (S)	□	■	■			
5	Silva Milka Marcilia (MB)						
6	Daher de Menezes Thaisa (MB)	■	■				3
13	Jacintho Francynne (MB)	■	■	■			3
14	L Teodoro Silva Tássia (L)				L		
15	L Araujo Natália (L)	L	L	L			
16	Marques Bruna Honorio (OP)	■	■	■			10
18	Geraldo Teixeira Lorenne (OP)	□	□	□			3
20	Tomé Fernanda (WS)	■	■	□			1
21	Brancher Edinara (WS)			□	■		3
22	Candido Da Silva Gabriela (WS)	□					
23	Claro Maira Cipriano (WS)	■	■	■			6

Coach: Wagner Coppini Ferna (BRA)
Assistant: Mauricio Thomas (BRA)

CAN • Canada		1	2	3	4	5	Pts
1	L Niles Jessica (L)				L	L	L
2	Bailey Autumn (WS)	■	■	■			9
5	Smith Danielle (S)						
7	Beamish Brianna (WS)			□	□		
8	Ogoms Alicia (MB)						
9	Gray Alexa Lea (WS)	■	■	□			12
12	Cross Jennifer (MB)	■	■	■			6
15	Chase Sarah (WS)	□	□	■			3
16	Joseph Shainah (OP)						
17	L Moncks Kristen (L)						
20	Perrin Alicia (MB)						
22	Cyr Megan (S)		■	■	■		1
23	Maglio Emily (MB)	■	■	■			7
25	Van Ryk Kiera (WS)	■	■	■			18

Coach: Marcello Abbondanza (ITA)
Assistant: Richard Schick (CAN)

TEAMS AND PLAYERS PERFORMANCES

Won Pts	Total Atts	No Name	Scoring Skills	Won Pts	Total Atts	No Name
25	82	Total Team		40	90	Total Team
9	22	16 Marques Bruna Honorio	Spike	13	27	25 Van Ryk Kiera (WS)
4	17	23 Claro Maira Cipriano (WS)		12	20	9 Gray Alexa Lea (WS)
5	34	Total Team	Block	6	36	Total Team
2	3	1 Leao Mara Ferreira (MB)		2	5	12 Cross Jennifer (MB)
2	10	13 Jacintho Francynne (MB)		2	9	25 Van Ryk Kiera (WS)
2	62	Total Team	Serve	10	72	Total Team
1	14	23 Claro Maira Cipriano (WS)		3	10	2 Bailey Autumn (WS)
1	10	16 Marques Bruna Honorio		3	14	25 Van Ryk Kiera (WS)
28		Total Team	Opp. error	19		Total Team
60	178	Total Team	Total	75	198	Total Team

10	38	16 Marques Bruna Honorio	Best Scorer	18	50	25 Van Ryk Kiera (WS)
----	----	--------------------------	--------------------	----	----	-----------------------

Excellent	Total Atts	No Name	Non scoring Skills	Excellent	Total Atts	No Name
10	70	Total Team		18	59	Total Team
4	10	16 Marques Bruna Honorio	Dig	8	13	2 Bailey Autumn (WS)
4	15	15 Araujo Natália (L)		4	7	9 Gray Alexa Lea (WS)
5	75	Total Team	Set	7	88	Total Team
4	42	4 Silva Claudia (S)		7	73	22 Cyr Megan (S)
18	61	Total Team	Reception	20	55	Total Team
7	20	15 Araujo Natália (L)	<u>Success - Faults</u>	6	13	1 Niles Jessica (L)
6	26	23 Claro Maira Cipriano (WS)	<u># Attempts</u>	6	14	2 Bailey Autumn (WS)

■ Starting line-up Pts = Points scored [nn] = Captain
□ Substitute Atts = Attempts L = Libero
Opp = Opponent





P-2 VOLLEYBALL • Match result



2018 Senior Women's NORCECA Panamerican Cup Final Classification 1/2 (Places 1-2)

Match: 34 **Date:** 14/07/2018 **Spectators:** 6,500
City: Santo Domingo
Hall: Palacio de Voleibol Ricardo Arias
Match duration: Start: 19:55 End: 22:20 Total: 2:25

Teams	Sets	1	2	3	4	5	Total
DOM	2	26	25	21	19	8	99
USA	3	24	21	25	25	15	110
Set duration		0:30	0:31	0:30	0:27	0:15	2:13

Referees: CHARLES, Brian (TTO) & MACIAS, Luis (MEX)

DOM • Dominican Republic		1	2	3	4	5	Pts
1	Vargas Valdez Annerys (MB)	■	■	■	■	■	5
4	Fersola Norberto Marianne (MB)				□	□	
5	L Castillo Brenda (L)	L	L	L	L	L	
6	Dominguez Martinez Camil (S)						
7	Marte Frica Niverka (S)	■	■	■	■	■	5
8	Arias Perez Candida (MB)	■	■	■	■	■	3
11	Rodriguez Marifranchi (MB)						
14	Rivera Brens Prisilla (WS)	□	□	□	□	■	3
16	Peña Isabel Yonkaira (WS)	■	■	■	■	□	13
17	Mambro Casilla Gina (OP)	■					3
18	De La Cruz De Peña Bethania (WS)	□	□	□	□	■	2
20	Martinez Brayelin (WS)	■	■	■	■	■	21
23	Gonzalez Lopez Gaila Ceneida (OP)	□	■	■	■	□	16
25	L Martinez Caro Larysmer (S)						

Coach: Marcos Kwiek (BRA)
Assistant: Wagner Rocha Pacheco (BRA)

USA • United States		1	2	3	4	5	Pts
1	Poulter Jordyn (S)		□	□	□		
4	L Wong-Orantes Justine (L)						
7	Carlini Lauren (S)	■	■	■	■	■	
8	Rivers Krystal (OP)						
10	Lee Simone (WS)	■	□	■	■	■	7
13	Wilhite Sarah (WS)	■	■	■	■	■	15
14	Anae Adora (WS)		□	■			2
15	Washington Haleigh (MB)	■	■	■	■	■	14
18	Abukusumo-Whitney Aiyana (OP)	■	■	■	■	■	27
20	L Benson Amanda (L)	L	L	L	L	L	
21	Tapp Paige (MB)						
22	McCage Mallory (MB)						
24	Rolfzen Kadie (WS)			□			
25	Ogbogu Chiaka (MB)	■	■	■	■	■	21

Coach: Newman-Gonchar, Jona (USA)
Assistant: Childress, Alisha (USA)

TEAMS AND PLAYERS PERFORMANCES

Won Pts	Total Atts	No Name	Scoring Skills	Won Pts	Total Atts	No Name
51	138	Total Team		65	140	Total Team
19	48	20 Martinez Brayelin (WS)	Spike	23	41	18 Abukusumo-Whitney Aiyana
12	22	23 Gonzalez Lopez Gaila		14	24	25 Ogbogu Chiaka (MB)
10	65	Total Team	Block	17	76	Total Team
3	13	7 Marte Frica Niverka (S)		7	17	25 Ogbogu Chiaka (MB)
2	13	8 Arias Perez Candida (MB)	Serve	5	12	15 Washington Haleigh (MB)
10	99	Total Team		4	110	Total Team
4	18	16 Peña Isabel Yonkaira (WS)	Opp. error	2	19	18 Abukusumo-Whitney Aiyana
2	8	18 De La Cruz De Peña	Total	1	15	15 Washington Haleigh (MB)
28		Total Team		24		Total Team
99	302	Total Team		110	326	Total Team

21	71	20 Martinez Brayelin (WS)	Best Scorer	27	72	18 Abukusumo-Whitney Aiyana
----	----	---------------------------	--------------------	----	----	-----------------------------

Excellent	Total Atts	No Name	Non scoring Skills	Excellent	Total Atts	No Name
20	107	Total Team		23	104	Total Team
8	31	5 Castillo Brenda (L)	Dig	9	29	20 Benson Amanda (L)
5	22	20 Martinez Brayelin (WS)		6	18	18 Abukusumo-Whitney Aiyana
4	132	Total Team	Set	14	133	Total Team
4	95	7 Marte Frica Niverka (S)		14	115	7 Carlini Lauren (S)
24	98	Total Team	Reception	25	88	Total Team
8	35	16 Peña Isabel Yonkaira (WS)	Success - Faults	7	25	13 Wilhite Sarah (WS)
8	26	5 Castillo Brenda (L)	# Attempts	10	30	20 Benson Amanda (L)

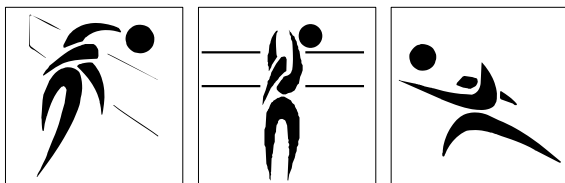
■ Starting line-up Pts = Points scored [nn] = Captain
□ Substitute Atts = Attempts L = Libero
Opp = Opponent





P-5 VOLLEYBALL • Players ranking by skills

2018 Senior Women's NORCECA Panamerican Cup



Best Scorers

Rk	No	Name	Team	Spike	Block	Serve	Total
1	16	Esdelle Krystle (OP)	TTO	85	5	7	97
2	3	Segovia Dayana (WS)	COL	76	10	6	92
3	18	Abukusumo-Whitney Aiyana (OP)	USA	65	12	14	91
4	20	Martinez Brayelin (WS)	DOM	79	6	2	87
5	25	Van Ryk Kiera (WS)	CAN	51	3	28	82
5	19	Coneo Amanda (WS)	COL	70	8	4	82
7	3	Nizetich Paula Yamila (WS)	ARG	72	2	6	80
8	12	Bricio Samantha (WS)	MEX	65	3	11	79
9	4	Lobaton Brenda (WS)	PER	70	3	2	75
9	5	Rangel Andrea (OP)	MEX	64	5	6	75
11	18	Martinez Maria Margarita (WS)	COL	65	4	2	71
11	6	Rodriguez Elina (WS)	ARG	66	2	3	71
13	15	Washington Haleigh (MB)	USA	44	18	8	70
14	16	Marques Bruna Honorio (OP)	BRA	52	9	8	69
15	18	Matienzo Linares Sulian Caridad (WS)	CUB	43	4	20	67
16	17	Santos Noami (WS)	PUR	44	6	15	65
17	16	Peña Isabel Yonkaira (WS)	DOM	49	5	10	64
17	25	Ogbogu Chiaka (MB)	USA	33	28	3	64
19	6	Montes Kiara (OP)	PER	56	2	5	63
19	8	Perez Ramos Diaris (WS)	CUB	48	5	10	63
21	1	Santana Daly (WS)	PUR	59	1	2	62
21	13	Ferrer Shirley (OP)	PUR	55	5	2	62
23	9	Gray Alexa Lea (WS)	CAN	56	2	2	60
23	3	Thompson Channon (WS)	TTO	47	6	7	60
25	21	Victoria Pilar Marie (WS)	PUR	52	2	2	56
26	2	Gracia Gonzalez Regla Rainierys (WS)	CUB	46	4	4	54
26	13	Wilhite Sarah (WS)	USA	40	9	5	54
28	10	Lee Simone (WS)	USA	44	5	4	53
29	6	Daher de Menezes Thaisa (MB)	BRA	36	10	6	52
29	15	Ortiz Karla (WS)	PER	41	9	2	52
31	16	Rangel Melissa (MB)	COL	28	19	3	50
32	12	Ortiz Neira (MB)	PUR	33	9	6	48
32	5	Fresco Lucia (OP)	ARG	42	4	2	48
34	6	Jack Sinead (MB)	TTO	23	14	10	47
34	12	Cese Montalvo Ailama (WS)	CUB	40	5	2	47
34	19	Suarez Hernandez Laura Beatriz (MB)	CUB	34	12	1	47
37	11	Urias Jocelyn (MB)	MEX	20	17	5	42
37	17	Mambro Casilla Gina (OP)	DOM	32	3	7	42
39	2	Bailey Autumn (WS)	CAN	27	5	9	41
39	14	Anae Adora (WS)	USA	33	5	3	41
39	11	Lazcano Julieta Constanza (MB)	ARG	35	2	4	41
42	16	Parra Quintero Melanie Guadalupe (WS)	MEX	34	1	5	40
43	13	Jacintho Francynne (MB)	BRA	23	14	2	39
44	1	Carazo Martinez Tannia (WS)	CRC	34	4	0	38
44	20	Tomé Fernanda (WS)	BRA	27	7	4	38
46	23	Maglio Emily (MB)	CAN	26	9	2	37
46	23	Claro Maira Cipriano (WS)	BRA	27	6	4	37
46	6	Lescay Cajigal Daymara (MB)	CUB	22	12	3	37
49	23	Gonzalez Lopez Gaila Ceneida (OP)	DOM	28	5	3	36
50	6	Carabali Valerin (MB)	COL	19	12	3	34
Total tournament				2,818	571	406	3,795





Best Spikers

Limit: 15.00%

Rk	No	Name	Team	Spikes	Faults	Shots	Total Attempts	Succ. %
1	20	Martinez Brayelin (WS)	DOM	79	20	71	170	46.47
2	6	Rodriguez Elina (WS)	ARG	66	21	56	143	46.15
3	9	Gray Alexa Lea (WS)	CAN	56	20	47	123	45.53
4	16	Esdelle Krystle (OP)	TTO	85	28	75	188	45.21
5	18	Abukusumo-Whitney Aiyana (OP)	USA	65	13	69	147	44.22
6	3	Segovia Dayana (WS)	COL	76	23	80	179	42.46
7	1	Santana Daly (WS)	PUR	59	16	64	139	42.45
8	4	Lobaton Brenda (WS)	PER	70	31	66	167	41.92
9	25	Van Ryk Kiera (WS)	CAN	51	23	49	123	41.46
10	5	Rangel Andrea (OP)	MEX	64	21	72	157	40.76
Total Tournament				2,818	1,065	3,610	7,493	37.61




Best Blockers

Rk	No	Name	Team	Kill Blocks	Faults	Rebounds	Total Attempts	Avg. by set
1	25	Ogbogu Chiaka (MB)	USA	28	14	27	69	1.17
2	11	Urias Jocelyn (MB)	MEX	17	21	45	83	0.81
3	16	Rangel Melissa (MB)	COL	19	21	55	95	0.79
4	15	Washington Haleigh (MB)	USA	18	20	35	73	0.75
5	6	Jack Sinead (MB)	TTO	14	13	37	64	0.74
6	13	Jacintho Francynne (MB)	BRA	14	17	17	48	0.74
7	2	Ross Jalicia (MB)	TTO	11	17	22	50	0.58
8	12	Cross Jennifer (MB)	CAN	9	4	14	27	0.56
9	23	Maglio Emily (MB)	CAN	9	7	29	45	0.56
10	6	Daher de Menezes Thaisa (MB)	BRA	10	19	30	59	0.53
Total Tournament				571	984	1,643	3,198	4.53



Best Servers

Rk	No	Name	Team	Aces	Faults	Serve Hits	Total Attempts	Avg. by set
1	25	Van Ryk Kiera (WS)	CAN	28	13	38	79	1.75
2	18	Matienzo Linares Sulian Caridad (WS)	CUB	20	11	68	99	0.87
3	17	Santos Noami (WS)	PUR	15	9	70	94	0.63
4	18	Abukusumo-Whitney Aiyana (OP)	USA	14	18	50	82	0.58
5	2	Bailey Autumn (WS)	CAN	9	14	33	56	0.56
6	6	Jack Sinead (MB)	TTO	10	16	34	60	0.53
7	12	Bricio Samantha (WS)	MEX	11	21	42	74	0.52
8	2	Mosquera Yujhamy (MB)	PER	10	16	46	72	0.50
9	16	Peña Isabel Yonkaira (WS)	DOM	10	13	40	63	0.45
10	8	Perez Ramos Diaris (WS)	CUB	10	15	51	76	0.43
Total Tournament				406	752	4,239	5,397	3.22



Best Diggers

Rk	No	Name	Team	Digs	Faults	Receptions	Total Attempts	Avg. by set
1	5	Castillo Brenda (L)	DOM	70	30	59	159	3.18
2	2	Lopez Lizeth (L)	MEX	40	24	45	109	1.90
3	20	Benson Amanda (L)	USA	42	22	42	106	1.75
4	2	Venegas Shara (L)	PUR	38	25	43	106	1.58
5	1	Niles Jessica (L)	CAN	25	13	30	68	1.56
6	21	Sanchez Esmeralda (L)	PER	30	30	64	124	1.50
7	5	Rangel Andrea (OP)	MEX	31	23	53	107	1.48
8	9	Toro Juliana (WS)	COL	35	27	39	101	1.46
9	2	Bailey Autumn (WS)	CAN	23	14	26	63	1.44
10	12	Rizzo Tatiana Soledad (L)	ARG	35	26	50	111	1.40
Total Tournament				1,283	1,394	3,194	5,871	10.18



Best Setters

Rk	No	Name	Team	Running Sets	Faults	Still Sets	Total Attempts	Avg. by set
1	3	Lins Danielle (S)	BRA	51	5	277	333	2.68
2	7	Carlini Lauren (S)	USA	61	1	447	509	2.54
3	9	Sagardia Clarisa (S)	ARG	55	8	404	467	2.20
4	15	Marin Maria Alejandra (S)	COL	52	9	514	575	2.17
5	22	Cyr Megan (S)	CAN	33	3	313	349	2.06
6	10	La Rosa Zoila (S)	PER	39	5	443	487	1.95
7	3	Sanay Sashiko (S)	MEX	37	7	487	531	1.76
8	7	Marte Frica Niverka (S)	DOM	33	6	350	389	1.50
9	5	Hernandez Santas Yamila (S)	CUB	32	3	306	341	1.39
10	14	Fonseca Avila Irene (S)	CRC	13	7	204	224	0.87
Total Tournament				511	109	6,541	7,161	4.06



Best Receivers



Limit: 20.00%

Rk	No	Name	Team	Excellents	Faults	Serve Receptions	Total Attempts	Eff. %
1	5	Castillo Brenda (L)	DOM	45	7	39	91	41.76
2	17	Santos Noami (WS)	PUR	45	8	62	115	32.17
3	10	Borrell Cruz Emily (L)	CUB	43	5	73	121	31.40
4	14	Teodoro Silva Tássia (L)	BRA	35	10	37	82	30.49
5	2	Bailey Autumn (WS)	CAN	26	4	46	76	28.95
6	9	Toro Juliana (WS)	COL	53	10	91	154	27.92
7	1	Niles Jessica (L)	CAN	22	5	34	61	27.87
8	2	Lopez Lizeth (L)	MEX	37	6	70	113	27.43
9	12	Bricio Samantha (WS)	MEX	65	12	121	198	26.77
10	13	Wilhite Sarah (WS)	USA	28	6	53	87	25.29
Total Tournament				1,347	414	2,879	4,640	20.11



P-5 VOLLEYBALL • Players ranking by skills

2018 Senior Women's NORCECA Panamerican Cup



Best Liberos

Rk	No	Name	Team	Excellents	Faults	In play	Total attempts	Avg. by set
1	5	Castillo Brenda (L)	DOM	115	37	98	250	5.23
2	2	Lopez Lizeth (L)	MEX	77	30	115	222	3.67
3	9	Toro Juliana (WS)	COL	88	37	130	255	3.67
4	14	Teodoro Silva Tássia (L)	BRA	61	25	66	152	3.21
5	12	Rizzo Tatiana Soledad (L)	ARG	75	33	135	243	3.00
6	11	Olton Afesha (L)	TTO	57	40	133	230	3.00
7	1	Niles Jessica (L)	CAN	47	18	64	129	2.94
8	20	Benson Amanda (L)	USA	70	35	92	197	2.92
9	8	Castro Rueda Maria Jose (L)	CRC	43	36	63	142	2.87
10	2	Venegas Shara (L)	PUR	64	28	78	170	2.67

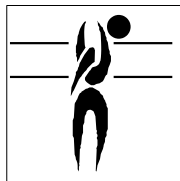




Best Spikers

Limit: 15.00%

Rk	Team	Spikes	Faults	Shots	Total Attempts	Succ. %
1	DOM Dominican Republic	265	90	271	626	42.33
2	ARG Argentina	305	101	319	725	42.07
3	USA United States	281	91	304	676	41.57
4	CAN Canada	191	69	208	468	40.81
5	TTO Trinidad & Tobago	208	90	231	529	39.32
6	CUB Cuba	250	93	315	658	37.99
7	COL Colombia	281	83	378	742	37.87
8	PUR Puerto Rico	281	111	356	748	37.57
9	BRA Brazil	194	73	271	538	36.06
10	MEX Mexico	238	94	351	683	34.85
11	PER Peru	235	94	372	701	33.52
12	CRC Costa Rica	89	76	234	399	22.31
Total Tournament		2,818	1,065	3,610	7,493	37.61




Best Blockers

Rk	Team	Kill Blocks	Faults	Rebounds	Total Attempts	Avg. by set
1	USA United States	91	96	164	351	3.79
2	BRA Brazil	55	81	115	251	2.89
3	TTO Trinidad & Tobago	52	70	112	234	2.74
4	CUB Cuba	60	110	151	321	2.61
5	COL Colombia	60	100	199	359	2.50
6	CAN Canada	34	36	103	173	2.13
7	DOM Dominican Republic	46	81	128	255	2.09
8	MEX Mexico	43	94	179	316	2.05
9	PUR Puerto Rico	47	92	153	292	1.96
10	PER Peru	29	89	138	256	1.45
11	CRC Costa Rica	21	53	62	136	1.40
12	ARG Argentina	33	82	139	254	1.32
Total Tournament		571	984	1,643	3,198	4.53



Best Servers

Rk	Team	Aces	Faults	Serve Hits	Total Attempts	Avg. by set
1	CAN Canada	55	60	264	379	3.44
2	CUB Cuba	45	73	389	507	1.96
3	USA United States	44	76	439	559	1.83
4	MEX Mexico	38	66	368	472	1.81
5	DOM Dominican Republic	38	58	384	480	1.73
6	PUR Puerto Rico	39	65	414	518	1.63
6	TTO Trinidad & Tobago	31	76	291	398	1.63
8	BRA Brazil	26	52	321	399	1.37
9	PER Peru	25	73	337	435	1.25
10	ARG Argentina	31	75	408	514	1.24
11	COL Colombia	22	42	446	510	0.92
12	CRC Costa Rica	12	36	178	226	0.80
Total Tournament		406	752	4,239	5,397	3.22



Best Diggers

Rk	Team	Digs	Faults	Receptions	Total Attempts	Avg. by set
1	CAN Canada	101	77	191	369	6.31
2	PER Peru	124	128	321	573	6.20
3	DOM Dominican Republic	130	103	268	501	5.91
4	COL Colombia	140	149	320	609	5.83
5	MEX Mexico	118	128	289	535	5.62
6	ARG Argentina	137	140	298	575	5.48
7	USA United States	130	104	280	514	5.42
8	PUR Puerto Rico	126	141	309	576	5.25
9	CUB Cuba	93	118	289	500	4.04
10	BRA Brazil	68	98	225	391	3.58
11	CRC Costa Rica	53	94	164	311	3.53
12	TTO Trinidad & Tobago	63	114	240	417	3.32
Total Tournament		1,283	1,394	3,194	5,871	10.18



Best Setters

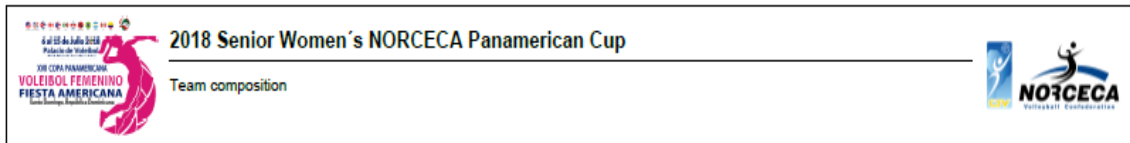
Rk	Team	Running Sets	Faults	Still Sets	Total Attempts	Avg. by set
1	BRA Brazil	60	5	443	508	3.16
2	ARG Argentina	67	12	618	697	2.68
3	USA United States	64	3	566	633	2.67
4	COL Colombia	54	10	650	714	2.25
5	CAN Canada	34	5	406	445	2.13
6	PER Peru	42	7	628	677	2.10
7	MEX Mexico	39	7	599	645	1.86
8	DOM Dominican Republic	38	13	546	597	1.73
9	CUB Cuba	39	15	587	641	1.70
10	PUR Puerto Rico	37	7	665	709	1.54
11	CRC Costa Rica	19	9	353	381	1.27
12	TTO Trinidad & Tobago	18	16	480	514	0.95
Total Tournament		511	109	6,541	7,161	4.06



Best Receivers

Limit: 20.00%

Rk	Team	Excellents	Faults	Serve Receptions	Total Attempts	Eff. %
1	PUR Puerto Rico	144	29	281	454	25.33
2	BRA Brazil	117	32	198	347	24.50
3	MEX Mexico	121	25	263	409	23.47
4	COL Colombia	127	31	257	415	23.13
5	CAN Canada	74	16	164	254	22.83
6	DOM Dominican Republic	104	28	235	367	20.71
7	USA United States	115	40	234	389	19.28
8	CUB Cuba	119	42	279	440	17.50
9	PER Peru	115	41	274	430	17.21
10	ARG Argentina	118	45	277	440	16.59
11	CRC Costa Rica	94	45	171	310	15.81
12	TTO Trinidad & Tobago	99	40	246	385	15.32
Total Tournament		1,347	414	2,879	4,640	20.11



United States take home sixth title

SANTO DOMINGO, Dominican Republic, July 14, 2018 – Defending champions United States came back all the way down from a 0-2 deficit to defeat host Dominican Republic 3-2 (24-26, 21-25, 25-21, 25-19, 15-8) in front of a packed house at Ricardo Arias Pavilion in Santo Domingo on Saturday night.

It is the sixth title for the United States in the history of the Women's Volleyball Pan American Cup with the previous titles attained in 2003, 2012, 2013, 2015 and 2017.

The winners established a solid defense at the net which allowed them to score 17 blocks, including seven by Chiaka Ogbogu.

Aiyana Abukusomo-Whitney and Ogbogu blasted 27 and 21 points to lead the American attack (65-51) while Simone Lee and Haleigh Washington added 15 and 14 in the triumph. Brayelin Martínez had 21 points as the best Dominican scorer followed by Gaila Gonzalez with 16 and Yonkaira Peña with 13.

Canada 3, Brazil 0

Canada claimed their second medal ever in the history of the Women's Volleyball Pan American Cup after defeating Brazil 3-0 (25-19, 25-20, 25-21) in the match for the bronze medal. The Canadian squad had won also the bronze in the inaugural event back in 2002 when the competition took place in Saltillo, Mexico.

Kiera Van Ryk and Alexa Gray spearheaded Canada with 18 and 12 points, respectively, while Autumn Bailey contributed 9 points in the victory. Bruna Honorio Marques was the only Brazilian player who reached double digits in the scoring charts.

Colombia 3, Puerto Rico 2

Colombia outdueled Puerto Rico in a mouth-watering five-setter 3-2 (25-15, 22-25, 21-25, 25-21, 15-12) to claim the last ticket available at the Pan American Cup to next year's tournament of the Pan American Games in Lima, Peru. Amanda Coneo and Dayana Segovia scored 24 and 20 points, respectively, as the leaders of Colombia while Melissa Rangel and María Margarita Martínez added 16 and 14. Daly Santana led all the players in the match with 29 points in the losing effort, followed by Pilar Marie Victoria with 19 and Noami Santos with 13.

Cuba 3, Peru 1

Cuba defeated Peru 3-1 (25-23, 38-40, 25-11, 25-22) in the contest for the seventh position. The second set of 78 points is the longest ever in the history of the Pan American Cup breaking the one established in 2009 when Puerto Rico won the first set against Dominican Republic in Miami, USA on July 3. Ailama Cese had a tournament-high 31 points as the best for Cuba while Claudia Hernandez and Diaris Pérez added 16 and 14, respectively. Brenda Lobaton led Peru with 23 points, followed by Karla Ortiz with 18 and Kiara Montes with 10.



EEUU se lleva a casa sexto título

SANTO DOMINGO, República Dominicana, 14 de julio de 2018 - El campeón defensor, Estados Unidos, se recuperó de una desventaja de 0-2 para derrotar al anfitrión República Dominicana 3-2 (24-26, 21-25, 25-21, 25-19, 15-8) ante una casa abarrotada en el Pabellón Ricardo Arias en Santo Domingo el sábado por la noche.

Es el sexto título para los Estados Unidos en la historia de la Copa Panamericana de Voleibol Femenino con los títulos anteriores obtenidos en 2003, 2012, 2013, 2015 y 2017.

Los ganadores establecieron una defensa sólida en la red que les permitió anotar 17 bloqueos, incluidos siete de Chiaka Ogbogu.

Aiyana Abukusomo-Whitney y Ogbogu dispararon 27 y 21 puntos para liderar el ataque estadounidense (65-51), mientras que Simone Lee y Haleigh Washington sumaron 15 y 14 en el triunfo. Brayelin Martínez tuvo 21 puntos como la mejor anotadora dominicana seguida de Gaila González con 16 y Yonkaira Peña con 13.

Canadá 3, Brasil 0

Canadá obtuvo su segunda medalla en la historia de la Copa Panamericana de Voleibol Femenino después de vencer a Brasil 3-0 (25-19, 25-20, 25-21) en el partido por la medalla de bronce. La escuadra canadiense también había ganado el bronce en el evento inaugural en 2002 cuando la competencia tuvo lugar en Saltillo, México.

Kiera Van Ryk y Alexa Gray encabezaron a Canadá con 18 y 12 puntos, respectivamente, mientras que Autumn Bailey contribuyó con 9 puntos en la victoria. Bruna Honorio Marques fue la única jugadora brasileña que alcanzó los dos dígitos en las listas de anotadoras.

Colombia 3, Puerto Rico 2

Colombia superó a Puerto Rico en un juego de cinco sets 3-2 (25-15, 22-25, 21-25, 25-21, 15-12) para reclamar el último boleto disponible en la Copa Panamericana para el torneo del próximo año de los Juegos Panamericanos en Lima, Perú. Amanda Coneo y Dayana Segovia anotaron 24 y 20 puntos, respectivamente, como líderes de Colombia, mientras que Melissa Rangel y María Margarita Martínez agregaron 16 y 14. Daly Santana lideró a todas las jugadoras en el partido con 29 puntos en el esfuerzo perdedor, seguida por Pilar Marie Victoria con 19 y Noami Santos con 13.

Cuba 3, Perú 1

Cuba derrotó a Perú 3-1 (25-23, 38-40, 25-11, 25-22) en el encuentro por el séptimo puesto. El segundo set de 78 puntos es el más largo en la historia de la Copa Panamericana rompiendo el establecido en 2009 cuando Puerto Rico ganó el primer set contra República Dominicana en Miami, EEUU el 3 de julio. Ailama Cese tuvo un puntaje máximo en el torneo de 31 tantos como la mejor para Cuba, mientras que Claudia Hernández y Diaris Pérez agregaron 16 y 14, respectivamente. Brenda Lobaton lideró a Perú con 23 puntos, seguida de Karla Ortiz con 18 y Kiara Montes con 10.