



2018 WORLD CHAMPIONSHIP NORCECA WOMEN'S FINAL QT GROUP C



Daily Bulletin |

October 13, 2017

2



2018 WORLD CHAMPIONSHIP NORCECA WOMEN'S FINAL QT GROUP C

October 11th to 16th, 2017

Trinidad & Tobago

Friday, October 13, 2017				Results					
Time	Match			Game	Set 1	Set 2	Set 3	Set 4	Set 5
1 5:00 PM	MEX	vs	CRC	3-0	25-16	25-18	25-21		
2 7:00 PM	TTO	vs	DMA	3-0	25-16	25-7	25-9		

Saturday, October 14, 2017				Results					
Time	Match			Game	Set 1	Set 2	Set 3	Set 4	Set 5
3 5:00 PM	DMA	vs	MEX						
4 7:00 PM	TTO	vs	CRC						

Sunday, October 15, 2017				Results					
Time	Match			Game	Set 1	Set 2	Set 3	Set 4	Set 5
5 5:00 PM	DMA	vs	CRC						
6 7:00 PM	TTO	vs	MEX						



2018 WCH NORCECA Women's Final QT - Group C



P-4 Collated results & ranking

Results as of 13 October 2017

MATCHES RESULTS

Round robin

No	Date	Teams	Set	Result per set (points)					Total Points	Duration	Spectators
				1	2	3	4	5			
1	13-Oct-2017	MEX - CRC	3-0	25-16	25-18	25-21			75-55	1:18	50
2	13-Oct-2017	TTO - DMA	3-0	25-16	25-7	25-9			75-32	1:01	200
3	14-Oct-2017	DMA - MEX									
4	14-Oct-2017	CRC - TTO									
5	15-Oct-2017	DMA - CRC									
6	15-Oct-2017	TTO - MEX									

TEAM RANKING

Round robin

Rk	Code	Team	Matches				Pts	Results details						Sets			Points		
			W	L	T			3-0	3-1	3-2	2-3	1-3	0-3	W	L	Ratio	W	L	Ratio
1	TTO	Trinidad and Tobago	1	0	1	5	1	0	0	0	0	0	3	0	MAX	75	32	2.343	
2	MEX	Mexico	1	0	1	5	1	0	0	0	0	0	3	0	MAX	75	55	1.363	
3	CRC	Costa Rica	0	1	1	0	0	0	0	0	1	0	3	0.000	55	75	0.733		
4	DMA	Dominica	0	1	1	0	0	0	0	0	1	0	3	0.000	32	75	0.426		





P-2 VOLLEYBALL • Match result

2018 WCH NORCECA WOMEN'S FINAL QT GROUP C Round Robin



Match: 1 **Date:** 10/13/2017 **Spectators:** 50
City: Couva
Hall: National Cycling Centre
Match duration: Start: 17:00 End: 18:18 Total: 1:18

Teams	Sets	1	2	3	4	5	Total
MEX	3	25	25	25			75
CRC	0	16	18	21			55
Set duration		0:24	0:23	0:25			1:12

Referees: CHARLES, Brian (TTO) & ADDISON, Dale (BAR)

MEX • MEXICO		1	2	3	4	5	Pts
1	Sainz Karla	■	■	■			5
2	L Lopez Lizeth	L	L	L			
3	Sanay Sashiko	■	■	■			1
4	Maldonado Andrea				□		
5	Rangel Andrea						
8	Carranza Dulce	■	■	■			12
12	Bricio Samantha	■	■	■			14
14	Rios Claudia	■	■	■			8
15	Herrera Xitlali	■	■	■			5
16	Parra Quintero Melanie Guadalupe				□	□	
18	Rodriguez Gomez Maria Fernanda						
22	Salinas González Valeria						

Coach: NARANJO, Ricardo
Assistant: TORRES, Claudio

CRC • COSTA RICA		1	2	3	4	5	Pts
1	Carazo Martinez Tannia	□	□	□			2
2	Picado Vargas Monica	□	□	□			
3	Harris Francis Yoshira						
4	Gamboa Johanna	■	■	■			6
8	Monge Guzman Cynthia Gimena						
9	L Vargas Brenes Mariela	L	L	L			
10	Ramírez Paola	■	■	■			7
12	Jimenez Corrales Kiara	■	■	■			
14	Fonseca Avila Irene	■	■	■			
16	Hines Cuza Mijal	■	■	■			3
17	Gonzalez Alfaro Yuliana	■	■	■			9
19	L Ramirez Vargas Allison						

Coach: Cesar Salas
Assistant: Adres Carvajal carti

TEAMS AND PLAYERS PERFORMANCES

Won Pts	Total Atts	No Name	Scoring Skills	Won Pts	Total Atts	No Name
32	100	Total Team		21	96	Total Team
11	29	12 Bricio Samantha	Spike	6	25	17 Gonzalez Alfaro Yuliana
9	29	8 Carranza Dulce		6	27	10 Ramirez Paola
6	29	Total Team	Block	2	41	Total Team
2	5	15 Herrera Xitlali		1	8	10 Ramirez Paola
2	7	12 Bricio Samantha	Serve	1	9	4 Gamboa Johanna
7	74	Total Team		4	56	Total Team
2	14	1 Sainz Karla	Opp. error	3	13	17 Gonzalez Alfaro Yuliana
2	10	8 Carranza Dulce		1	7	4 Gamboa Johanna
30		Total Team	Total	28		Total Team
75	203	Total Team		55	193	Total Team
14	44	12 Bricio Samantha	Best Scorer	9	43	17 Gonzalez Alfaro Yuliana
Excellent	Total Atts	No Name	Non scoring Skills	Excellent	Total Atts	No Name
39	83	Total Team		26	86	Total Team
13	18	14 Rios Claudia	Dig	11	21	10 Ramirez Paola
8	17	12 Bricio Samantha		4	11	14 Fonseca Avila Irene
11	98	Total Team	Set	5	101	Total Team
11	79	3 Sanay Sashiko		4	70	14 Fonseca Avila Irene
20	43	Total Team	Reception	27	60	Total Team
6	8	12 Bricio Samantha	Success - Faults	9	14	17 Gonzalez Alfaro Yuliana
11	20	2 Lopez Lizeth	# Attempts	5	13	16 Hines Cuza Mijal

■ Starting line-up Pts = Points scored [nn] = Captain
□ Substitute Atts = Attempts L = Libero
Opp = Opponent





P-2 VOLLEYBALL • Match result

2018 WCH NORCECA WOMEN'S FINAL QT GROUP C
Round Robin



Match: 2 **Date:** 10/13/2017 **Spectators:** 200
City: Couva
Hall: National Cycling Centre
Match duration: Start: 19:10 End: 20:11 Total: 1:01

Teams	Sets	1	2	3	4	5	Total
TTO	3	25	25	25			75
DMA	0	16	7	9			32
Set duration		0:20	0:17	0:18			0:55

Referees: NAVA, Alberto (MEX) & BELTRE, Jose (DOM)

TTO • TRINIDAD & TOBAGO		1	2	3	4	5	Pts
2	Ross Jalcia	■	■	■			8
3	Thompson Channon	■	■	■			20
4	Billiny Kelly-Anne	■	■				
6	Jack Sinead	■	■	■			14
7	FLETCHER KIUNE				□		1
8	Ramdin Darlene	■	■	■			5
11 L	Olton Afesha	L	L	L			
12	Forde Renele	□		■			2
13	Mc Gillvery Mikela						
15	Morain Latisha						
16	Esdelle Krystle	■	■	■			7
21	Alexander Afiya						

DMA • DOMINICA		1	2	3	4	5	Pts
1	WINSTON KYLA	■	■	■			2
2	Lockhart Lorraine	■	■	■			1
3	Proctor Adella	L	L	L			
4 L	Francis Catherine	L	L	L			
5	Pascal Shari	■	■	■			1
6	Cabey Tarmica				□		
7	Xavier Anna Maria	■	■	■			2
8	James Lisa	■	■	■			1
10	Gustave Marcia						
12	Joseph Ameila						

Coach: FRANCISCO CRUZ (CUB)
Assistant: NICHOLSON DRAKES (TTO)

Coach: Mr. Albert Loblack
Assistant: Mr. Ericson LeBlanc

TEAMS AND PLAYERS PERFORMANCES

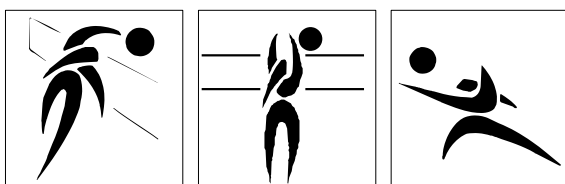
Won Pts	Total Atts	No Name	Scoring Skills	Won Pts	Total Atts	No Name
36	57	Total Team		4	44	Total Team
10	20	3 Thompson Channon	Spike	1	5	1 WINSTON KYLA
8	10	6 Jack Sinead		1	10	2 Lockhart Lorraine
3	18	Total Team	Block	1	24	Total Team
1	1	3 Thompson Channon		1	3	7 Xavier Anna Maria
1	10	2 Ross Jalcia	Serve	2	34	Total Team
18	73	Total Team		1	7	1 WINSTON KYLA
9	16	3 Thompson Channon	Opp. error	1	6	8 James Lisa
5	15	6 Jack Sinead		25		Total Team
18		Total Team	Total	32	102	Total Team
75	148	Total Team				

20	37	3 Thompson Channon	Best Scorer	2	13	1 WINSTON KYLA
----	----	--------------------	--------------------	---	----	----------------

Excellent	Total Atts	No Name	Non scoring Skills	Excellent	Total Atts	No Name
10	32	Total Team		6	49	Total Team
4	11	11 Olton Afesha	Dig	2	10	8 James Lisa
2	5	16 Esdelle Krystle		1	5	2 Lockhart Lorraine
11	55	Total Team	Set	0	36	Total Team
6	22	4 Billiny Kelly-Anne		4	53	Total Team
17	31	Total Team	Reception			
10	14	11 Olton Afesha	Success - Faults			
5	11	3 Thompson Channon	# Attempts			

■ Starting line-up Pts = Points scored [nn] = Captain
□ Substitute Atts = Attempts L = Libero
Opp = Opponent





Best Scorers

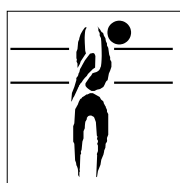
Rk	No	Name	Pos.	Team	Spike	Block	Serve	Total
1	3	Thompson Channon	OS	TTO	10	1	9	20
2	12	Bricio Samantha	OP	MEX	11	2	1	14
2	6	Jack Sinead	MB	TTO	8	1	5	14
4	8	Carranza Dulce	OP	MEX	9	1	2	12
5	17	Gonzalez Alfaro Yuliana	OS	CRC	6	0	3	9
6	2	Ross Jalicia	MB	TTO	7	1	0	8
6	14	Rios Claudia	OS	MEX	6	1	1	8
8	10	Ramírez Paola	OP	CRC	6	1	0	7
8	16	Esdelle Krystle	OP	TTO	5	0	2	7
10	4	Gamboa Johanna	MB	CRC	4	1	1	6
11	8	Ramdin Darlene	OS	TTO	5	0	0	5
11	15	Herrera Xitlali	OS	MEX	3	2	0	5
11	1	Sainz Karla	MB	MEX	3	0	2	5
14	16	Hines Cuza Mijal	OS	CRC	3	0	0	3
15	1	Carazo Martinez Tannia	OS	CRC	2	0	0	2
15	7	Xavier Anna Maria	OS	DMA	1	1	0	2
15	1	WINSTON KYLA	S	DMA	1	0	1	2
15	12	Forde Renele	S	TTO	0	0	2	2
19	7	FLETCHER KIUNE	OS	TTO	1	0	0	1
19	2	Lockhart Lorraine	OP	DMA	1	0	0	1
19	5	Pascal Shari	OS	DMA	1	0	0	1
19	3	Sanay Sashiko	S	MEX	0	0	1	1
19	8	James Lisa	MB	DMA	0	0	1	1
24	4	Billingy Kelly-Anne	S	TTO	0	0	0	0
24	11	Olton Afesha	L	TTO	0	0	0	0
24	13	Mc Gillvery Mikela	MB	TTO	0	0	0	0
24	15	Morain Latisha	OS	TTO	0	0	0	0
24	21	Alexander Afiya	MB	TTO	0	0	0	0
24	2	Lopez Lizeth	L	MEX	0	0	0	0
24	4	Maldonado Andrea	OS	MEX	0	0	0	0
24	5	Rangel Andrea	OS	MEX	0	0	0	0
24	16	Parra Quintero Melanie Guadalupe	OP	MEX	0	0	0	0
24	18	Rodriguez Gomez Maria Fernanda	OP	MEX	0	0	0	0
24	22	Salinas González Valeria	S	MEX	0	0	0	0
24	2	Picado Vargas Monica	S	CRC	0	0	0	0
24	3	Harris Francis Yoshira	OP	CRC	0	0	0	0
24	8	Monge Guzman Cynthia Gimena	MB	CRC	0	0	0	0
24	9	Vargas Brenes Mariela	L	CRC	0	0	0	0
24	12	Jimenez Corrales Kiara	MB	CRC	0	0	0	0
24	14	Fonseca Avila Irene	S	CRC	0	0	0	0
24	19	Ramirez Vargas Allison	L	CRC	0	0	0	0
24	3	Proctor Adella	MB	DMA	0	0	0	0
24	4	Francis Catherine	L	DMA	0	0	0	0
24	6	Cabey Tarmica	OP	DMA	0	0	0	0
24	10	Gustave Marcia	MB	DMA	0	0	0	0
24	12	Joseph Ameila	OP	DMA	0	0	0	0
Total tournament					93	12	31	136



Best Spikers

Limit: 15.00%

Rk	No	Name	Pos.	Team	Spikes	Faults	Shots	Total Attempts	Succ. %
1	6	Jack Sinead	MB	TTO	8	-	2	10	80.00
2	2	Ross Jalcia	MB	TTO	7	-	2	9	77.78
3	3	Thompson Channon	OS	TTO	10	3	7	20	50.00
4	12	Bricio Samantha	OP	MEX	11	2	16	29	37.93
5	14	Rios Claudia	OS	MEX	6	-	13	19	31.58
6	8	Carranza Dulce	OP	MEX	9	4	16	29	31.03
7	17	Gonzalez Alfaro Yuliana	OS	CRC	6	2	17	25	24.00
8	10	Ramírez Paola	OP	CRC	6	4	17	27	22.22
9	16	Hines Cuza Mijal	OS	CRC	3	5	17	25	12.00
10	5	Pascal Shari	OS	DMA	1	2	6	9	11.11
Total Tournament					93	40	164	297	31.31




Best Blockers

Rk	No	Name	Pos.	Team	Kill Blocks	Faults	Rebounds	Total Attempts	Avg. by set
1	15	Herrera Xitlali	OS	MEX	2	-	3	5	0.67
2	12	Bricio Samantha	OP	MEX	2	2	3	7	0.67
3	3	Thompson Channon	OS	TTO	1	-	-	1	0.33
3	10	Ramírez Paola	OP	CRC	1	-	7	8	0.33
3	14	Rios Claudia	OS	MEX	1	-	2	3	0.33
6	2	Ross Jalcia	MB	TTO	1	1	8	10	0.33
7	4	Gamboa Johanna	MB	CRC	1	2	6	9	0.33
8	6	Jack Sinead	MB	TTO	1	1	2	4	0.33
9	7	Xavier Anna Maria	OS	DMA	1	1	1	3	0.33
10	8	Carranza Dulce	OP	MEX	1	2	1	4	0.33
Total Tournament					12	26	74	112	2.00




Best Servers

Rk	No	Name	Pos.	Team	Aces	Faults	Serve Hits	Total Attempts	Avg. by set
1	3	Thompson Channon	OS	TTO	9	3	4	16	3.00
2	6	Jack Sinead	MB	TTO	5	3	7	15	1.67
3	17	Gonzalez Alfaro Yuliana	OS	CRC	3	3	7	13	1.00
4	12	Forde Renele	S	TTO	2	1	10	13	0.67
5	1	Sainz Karla	MB	MEX	2	2	10	14	0.67
6	8	Carranza Dulce	OP	MEX	2	2	6	10	0.67
7	16	Esdelle Krystle	OP	TTO	2	5	2	9	0.67
8	1	WINSTON KYLA	S	DMA	1	-	6	7	0.33
8	8	James Lisa	MB	DMA	1	-	5	6	0.33
8	14	Rios Claudia	OS	MEX	1	-	8	9	0.33
Total Tournament					31	50	156	237	5.17



Best Diggers

Rk	No	Name	Pos.	Team	Digs	Faults	Receptions	Total Attempts	Avg. by set
1	14	Rios Claudia	OS	MEX	13	3	2	18	4.33
2	10	Ramírez Paola	OP	CRC	11	3	7	21	3.67
3	12	Bricio Samantha	OP	MEX	8	2	7	17	2.67
4	2	Lopez Lizeth	L	MEX	7	5	8	20	2.33
5	8	Carranza Dulce	OP	MEX	5	3	3	11	1.67
6	11	Olton Afesha	L	TTO	4	-	7	11	1.33
7	14	Fonseca Avila Irene	S	CRC	4	2	5	11	1.33
8	9	Vargas Brenes Mariela	L	CRC	4	12	3	19	1.33
9	1	Carazo Martinez Tannia	OS	CRC	3	2	1	6	1.00
10	16	Esdelle Krystle	OP	TTO	2	-	3	5	0.67
Total Tournament					81	75	94	250	13.50



Best Setters

Rk	No	Name	Pos.	Team	Running Sets	Faults	Still Sets	Total Attempts	Avg. by set
1	3	Sanay Sashiko	S	MEX	11	3	65	79	3.67
2	4	Billiny Kelly-Anne	S	TTO	6	1	15	22	2.00
3	12	Forde Renele	S	TTO	5	-	19	24	1.67
4	14	Fonseca Avila Irene	S	CRC	4	3	63	70	1.33
5	9	Vargas Brenes Mariela	L	CRC	1	1	5	7	0.33
-	1	Sainz Karla	MB	MEX	-	-	4	4	
-	1	Carazo Martinez Tannia	OS	CRC	-	-	2	2	
-	1	WINSTON KYLA	S	DMA	-	-	22	22	
-	2	Ross Jalicia	MB	TTO	-	-	2	2	
-	2	Lopez Lizeth	L	MEX	-	-	2	2	
Total Tournament					27	11	252	290	4.50



Best Receivers



Limit: 20.00%

Rk	No	Name	Pos.	Team	Excellents	Faults	Serve Receptions	Total Attempts	Eff. %
1	11	Olton Afesha	L	TTO	10	1	3	14	64.29
2	2	Lopez Lizeth	L	MEX	11	1	8	20	50.00
3	17	Gonzalez Alfaro Yuliana	OS	CRC	9	2	3	14	50.00
4	3	Thompson Channon	OS	TTO	5	-	6	11	45.45
5	16	Hines Cuza Mijal	OS	CRC	5	-	8	13	38.46
6	9	Vargas Brenes Mariela	L	CRC	9	3	12	24	25.00
7	14	Rios Claudia	OS	MEX	3	2	9	14	7.14
-	1	Carazo Martinez Tannia	OS	CRC	4	2	3	9	
-	12	Bricio Samantha	OP	MEX	6	1	1	8	
-	3	Proctor Adella	MB	DMA	2	2	3	7	
Total Tournament					68	34	85	187	18.18



P-5 VOLLEYBALL • Players ranking by skills

2018 WCH NORCECA WOMEN'S FINAL QT GROUP C



Best Liberos


Rk	No	Name	Team	Excellents	Faults	In play	Total attempts	Succ. %
1	11	Olton Afesha	TTO	14	1	10	25	56.00
2	2	Lopez Lizeth	MEX	18	6	16	40	45.00
3	9	Vargas Brenes Mariela	CRC	13	15	15	43	30.23
4	4	Francis Catherine	DMA	1	12	6	19	5.26
5	19	Ramirez Vargas Allison	CRC					





P-6 VOLLEYBALL • Teams ranking by skills

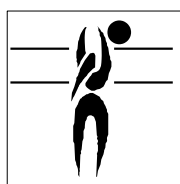
2018 WCH NORCECA WOMEN'S FINAL QT GROUP C



Best Spikers

Limit: 15.00%

Rk	Team	Spikes	Faults	Shots	Total Attempts	Succ. %
1	TTO TRINIDAD & TOBAGO	36	3	18	57	63.16
2	MEX MEXICO	32	10	58	100	32.00
3	CRC COSTA RICA	21	15	60	96	21.88
4	DMA DOMINICA	4	12	28	44	9.09
Total Tournament		93	40	164	297	31.31




Best Blockers

Rk	Team	Kill Blocks	Faults	Rebounds	Total Attempts	Avg. by set
1	MEX MEXICO	6	7	16	29	2.00
2	TTO TRINIDAD & TOBAGO	3	4	11	18	1.00
3	CRC COSTA RICA	2	6	33	41	0.67
4	DMA DOMINICA	1	9	14	24	0.33
Total Tournament		12	26	74	112	2.00



Best Servers

Rk	Team	Aces	Faults	Serve Hits	Total Attempts	Avg. by set
1	TTO TRINIDAD & TOBAGO	18	20	35	73	6.00
2	MEX MEXICO	7	14	53	74	2.33
3	CRC COSTA RICA	4	13	39	56	1.33
4	DMA DOMINICA	2	3	29	34	0.67
Total Tournament		31	50	156	237	5.17



Best Diggers

Rk	Team	Digs	Faults	Receptions	Total Attempts	Avg. by set
1	MEX MEXICO	39	17	27	83	13.00
2	CRC COSTA RICA	26	27	33	86	8.67
3	TTO TRINIDAD & TOBAGO	10	2	20	32	3.33
4	DMA DOMINICA	6	29	14	49	2.00
Total Tournament		81	75	94	250	13.50





P-6 VOLLEYBALL • Teams ranking by skills

2018 WCH NORCECA WOMEN'S FINAL QT GROUP C



Best Setters

Rk	Team	Running Sets	Faults	Still Sets	Total Attempts	Avg. by set
1	TTO TRINIDAD & TOBAGO	11	1	43	55	3.67
1	MEX MEXICO	11	3	84	98	3.67
3	CRC COSTA RICA	5	6	90	101	1.67
4	DMA DOMINICA	-	1	35	36	
Total Tournament		27	11	252	290	4.50



Best Receivers

Limit: 20.00%

Rk	Team	Excellents	Faults	Serve Receptions	Total Attempts	Eff. %
1	TTO TRINIDAD & TOBAGO	17	2	12	31	48.39
2	MEX MEXICO	20	4	19	43	37.21
3	CRC COSTA RICA	27	7	26	60	33.33
4	DMA DOMINICA	4	21	28	53	
Total Tournament		68	34	85	187	18.18





Group C opens as expected in Trinidad & Tobago

PORT OF SPAIN, Trinidad & Tobago, October 13, 2017. - The NORCECA Group C Qualifier opened as expected with Mexico along with Trinidad & Tobago earning their first victories at the National Cycling Centre on Friday.

The top two teams will qualify to the Women's 2018 FIVB World Championship in Japan. Group A is being held simultaneously where the other remaining two tickets for NORCECA will be granted among Dominican Republic, Guatemala, Jamaica and Puerto Rico.

On day two of competition, Mexico will face Dominica and Trinidad & Tobago will play against Costa Rica.

Mexico 3, Costa Rica 0



Mexico defeated Costa Rica 3-0 (25-16, 25-18, 25-21). Both teams had a slow beginning but Mexico went on winning spaces while breaking apart Costa Rica's well-structured defense. Mexico had the opportunity to change line-up in the upper part of set three. Mexican Samantha Bricio led all scorers with 14 points including 11 kills, followed by Dulce Carranza with 12 points on 9 kills and 2 aces. Yuliana Gonzalez and Paola Ramirez topped Costa Rica with 9 and 7 points respectively. Mexico

finished with 32-21 advantage in attacks, 6-2 in blocking and 7-4 in aces. Mexico scored on 30 opponent errors while committing 28.

Trinidad & Tobago 3, Dominica 0

Trinidad & Tobago prevailed over Dominica with a strong 3-0 (25-16, 25-7, 25-9). The home team showed a powerful attack and solid performance. Trinidad & Tobago had no difficulties to finish on top in 55 minutes, despite failing numerous serves, which in the end was their best feature. Trinidad & Tobago held huge advantage of 36-4 in attacks, as well as 18-2 in aces; they were also better 3-1 in blocking. Channon Thompson led the actions for Trinidad & Tobago with a match-high of 20 points, including 10 attacks, 9 aces and one block. Sinead Jack contributed with 14 points for the home team.





Grupo C inicia como previsto en Trinidad y Tobago

PUERTO ESPAÑA, Trinidad y Tobago, 13 de octubre de 2017.- El Clasificatorio NORCECA Grupo C inició el viernes como se tenía previsto, con México junto a Trinidad y Tobago triunfando en el National Cycling Centre.

Los dos primeros lugares clasificarán al Campeonato Mundial Femenino 2018 de la FIVB en Japón. El Grupo A se desarrolla simultáneamente en donde se otorgará los otros dos boletos para NORCECA entre República Dominicana, Guatemala, Jamaica y Puerto Rico.

En la segunda jornada de competencia, México se medirá ante Dominica y Trinidad y Tobago ante Costa Rica.

México 3, Costa Rica 0



México derrotó a Costa Rica 3-0 (25-16, 25-18, 25-21). Ambos equipos tuvieron un inicio lento pero México fue ganando espacios penetrando la bien estructurada defensa de Costa Rica. México tuvo la oportunidad de cambiar su alineación en la parte alta del tercer set. La Mexicana Samantha Bricio fue la máxima anotadora del juego con 14 puntos, incluyendo 11 ataques, seguida por dulce Carranza con 12 puntos, incluyendo 9 ataques y 2 ases. Yuliana González y Paola Ramírez lideraron a Costa Rica con 9 y 7 puntos respectivamente.

México finalizó con ventaja de 32-21 en ataques, 6-2 en bloqueo y 7-4 en ases. México anotó 30 puntos por errores de Costa Rica y concedió 28.

Trinidad y Tobago 3, Dominica 0

Trinidad y Tobago superó a Dominica con contundencia 3-0 (25-16, 25-7, 25-9) en el primer día de competencia. Las anfitrionas lucieron potentes y con un desempeño sólido. Las trinitarias no tuvieron dificultades para cerrar el triunfo en 55 minutos, a pesar de haber fallado en numerosas ocasiones el servicio, que fue su mejor arma. Trinidad y Tobago fue superior en todos los elementos de juego, con gran ventaja de 36-4 en ataque y 18-2 en ases, además de 3-1 en bloqueo. Channon Thompson comandó las acciones para Trinidad y Tobago con 20 puntos para la máxima anotadora del juego, incluyendo 10 ataques, 9 ases y uno bloqueo. Sinead Jack agregó 14 puntos para las anfitrionas.

