



NORCECA Men's Pan American Cup
July 23-31 • Gatineau, Canada

COUPE Pan Am CUP
MEN - SENIOR - MASCULIN
GATINEAU - JULY 25-30 JUILLET 2017

NORCECA
Volleyball Confederation

FIVB
CONFERENȚA PANAMERICANĂ DE VOLIIBOL
Union Panamericana Voleibol

inter pipeline molten Canada Québec Gatineau Volleyball Canada




COPA PANAMERICANA VOLEIBOL VARONIL

\$13.00 USD
\$130.00 MDN
CANADA 25 AL 30 DE JULIO

Bulletin No 3
Wednesday, July 26th.

ITV NORCECA TV

Flags: Argentina, Canada, Cuba, Dominican Republic, Mexico, Puerto Rico, United States, Venezuela



AVISO / NOTICE

SE LES INFORMA QUE POR SOLICITUD DEL COMITÉ ORGANIZADOR LOCAL Y SU TV BROADCASTING LOS SIGUIENTES PARTIDOS HAN CAMBIADO DE HORARIOS:

BE INFORMED THAT DUE TO THE REQUEST OF THE LOCAL ORGANIZING COMMITTEE AND ITS TV BROADCASTING THE FOLLOWING MATCHES HAS BEEN RE-SCHEDULED:

JULY 30, 2017

MATCH 19	LOSER OF M15 VS LOSER OF M16	11:00 HRS
MATCH 20	WINNER OF M15 VS WINNER OF M16	13:00 HRS.
MATCH 21	LOSER OF M17 VS LOSER OF M18	15:00 HRS.
MATCH 22	WINNER OF M17 VS WINNER OF M18	17:00 HRS.

LOS HORARIOS DE ENTRENAMIENTOS SERÁN INFORMADOS EN EL CALENDARIO OFICIAL DE ENTRENAMIENTOS INCLUIDO EN EL BOLETÍN DEL DÍA HOY JULIO 26, 2017, SEGÚN LOS CAMBIOS DE LOS HORARIOS DE ESTOS PARTIDOS.

THE TRAINING SCHEDULE MUST BE INFORMED IN THE OFFICIAL TRAINING CALENDAR INCLUDED IN THE BULLETIN CIRCULATED TODAY JULY 26, 2017, BASED ON THE CHANGES ON THE TIME OF THOSE MATCHES.

CONTROL COMMITTEE



Calendario y Formato de Competencia / Competition Format and Match Schedule

GROUP-A												
No.	Date	Time	Teams		Set	Result per set (points)						
						1	2	3	4	5		
2	25-Jul	16:00	CUBA	vs	DOMINICAN REPUBLIC	3-1	25-17	25-22	21-25	25-22		
3	25-Jul	18:00	USA	vs	MEXICO	3-1	25-18	25-23	22-25	25-18		
5	26-Jul	14:00	DOMINICAN REPUBLIC	vs	USA	3-0	25-14	25-12	25-19			
7	26-Jul	18:00	CUBA	vs	MEXICO	3-0	25-15	25-18	25-15			
9	27-Jul	14:00	MEXICO	vs	DOMINICAN REPUBLIC							
11	27-Jul	18:00	USA	vs	CUBA							

GROUP-B												
No.	Date	Time	Teams		Set	Result per set (points)						
						1	2	3	4	5		
1	25-Jul	14:00	ARGENTINA	vs	PUERTO RICO	3-0	25-20	25-14	25-22			
4	25-Jul	20:00	CANADA	vs	VENEZUELA	3-1	25-17	25-27	25-15	25-22		
6	26-Jul	16:00	ARGENTINA	vs	VENEZUELA	3-0	25-17	25-18	28-26			
8	26-Jul	20:00	CANADA	vs	PUERTO RICO	0-3	21-25	16-25	22-25			
10	27-Jul	16:00	PUERTO RICO	vs	VENEZUELA							
12	27-Jul	20:00	CANADA	vs	ARGENTINA							

QUARTERFINALS												
No.	Date	Time	Teams		Set	Result per set (points)						
						1	2	3	4	5		
13	28-Jul	17:00	2nd A	vs	3rd B	0-0						
14	28-Jul	19:00	2nd B	vs	3rd A							

CLASSIFICATIONS 5/8												
No.	Date	Time	Teams		Set	Result per set (points)						
						1	2	3	4	5		
15	29-Jul	14:00	4th A	vs	Loser of M13* (or M14)	0-0						
16	29-Jul	16:00	4th B	vs	Loser of M14* (or M13)							

SEMI FINALS												
No.	Date	Time	Teams		Set	Result per set (points)						
						1	2	3	4	5		
17	29-Jul	18:00	1st A	vs	Winner of M13* (or M14)	0-0						
18	29-Jul	20:00	1st B	vs	Winner of M14* (or M13)							

FINAL CLASSIFICATION 7/8												
No.	Date	Time	Teams		Set	Result per set (points)						
						1	2	3	4	5		
19	30-Jul	11:00	Loser of M15	vs	Loser of M16	0-0						

FINAL CLASSIFICATION 5/6												
No.	Date	Time	Teams		Set	Result per set (points)						
						1	2	3	4	5		
20	30-Jul	13:00	Winner of M15	vs	Winner of M16	0-0						

FINALS												
No.	Date	Time	Teams		Set	Result per set (points)						
						1	2	3	4	5		
21	30-Jul	15:00	Loser of M17	vs	Loser of M18	0-0						
22	30-Jul	17:00	Winner of M17	vs	Winner of M18							

*NOTE1: For the Classification, Quarterfinal and Semifinal Rounds, according to the FIVB General Competition Regulations, it must be avoided that teams from the same group play each other.

*NOTE2: Loser of M14 = Loser of Match #14, etc.



NORCECA Men's Pan American Cup
July 23-31 • Gatineau, Canada



COUPE Pan Am CUP
MEN - SENIOR - MASCULIN
GATINEAU - JUILY 23-31 JUILLET 2017



NORCECA
Volleyball Confederation



26-jul-17	7:30		7:30	DOM(14:00)	USA(14:00)
	9:00		9:00	ARG(16:00)	VEN(16:00)
	10:30		11:30	CUB(18:00)	MEX(18:00)
	12:00		12:00	CAN(20:00)	PUR(20:00)
	14:00	DOM vs USA			
	16:00	ARG vs VEN			
	18:00	CUB vs MEX			
	20:00	CAN vs PUR			
27-jul-17	7:30		7:30	MEX(14:00)	DOM(14:00)
	9:00		9:00	PUR(16:00)	VEN(16:00)
	10:30		10:30	USA(18:00)	CUB(18:00)
	12:00		12:00	CAN(20:00)	ARG(20:00)
	14:00	MEX vs DOM			
	16:00	PUR vs VEN			
	18:00	USA vs CUB			
	20:00	CAN vs ARG			
28-jul-17	8:00		8:00	2nd A	3rd B
	9:30	1st A	9:30	2nd B	3rd A
	11:00	1st B	11:00	4th A	4th B
	12:30		12:30		
	14:00		14:00		
	17:00	2nd A vs 3rd B			
	19:00	2nd B vs 3rd A			
	20:00				
29-jul-17	7:30		7:30	4th A	Loser M13*(or M14)
	9:00		9:00	4th B	Loser M14* (or M13)
	10:30		10:30	1st A	Winner M13*(or M14)
	12:00		12:00	1st B	Winner M14*(or M13)
	14:00	4th A vs Loser M13*(or M14)			
	16:00	4th B vs Loser M14*(or M13)			
	18:00	1A vs Winner M13*(or 14)			
	20:00	1B vs Winner M14* (or M13)			
30-jul-17	8:00		8:00	Loser M17	Loser M18
	9:30		9:30	Winner M17	Winner M18
	11:00	Loser M15 - M16			
	13:00	Winner M15- M16			
	15:00	Loser M17 - M18			
	17:00	Winner M17- M18			



2017 Senior Men's Panamerican Cup

P-4 Collated results & ranking

Results as of 26 July 2017



MATCHES RESULTS

Pool A

No	Date	Teams	Set	Result per set (points)					Total Points	Duration	Spectators
				1	2	3	4	5			
2	25-Jul-2017	CUB - DOM	3-1	25-17	25-22	21-25	25-22		96-86	21:50	200
3	25-Jul-2017	USA - MEX	3-1	25-18	25-23	22-25	25-18		97-84	22:37	400
5	26-Jul-2017	DOM - USA	3-0	25-14	25-12	25-19			75-45	21:13	100
7	26-Jul-2017	CUB - MEX	3-0	25-15	25-18	25-15			75-48	21:23	400

Pool B

No	Date	Teams	Set	Result per set (points)					Total Points	Duration	Spectators
				1	2	3	4	5			
1	25-Jul-2017	ARG - PUR	3-0	25-20	25-14	25-17			75-51	9:15	100
4	25-Jul-2017	CAN - VEN	3-1	25-17	25-27	25-15	25-22		100-81	23:18	500
6	26-Jul-2017	ARG - VEN	3-0	25-17	25-18	28-26			78-61	21:25	200
8	26-Jul-2017	CAN - PUR	0-3	21-25	16-25	22-25			59-75	21:33	600

TEAM RANKING

Pool A

Rk	Code	Team	Matches			Pts	Results details							Sets			Points		
			W	L	T		3-0	3-1	3-2	2-3	1-3	0-3	W	L	Ratio	W	L	Ratio	
1	CUB	Cuba	2	0	2	9	1	1	0	0	0	0	6	1	6.000	171	134	1.276	
2	DOM	Dominican Republic	1	1	2	6	1	0	0	0	1	0	4	3	1.333	161	141	1.141	
3	USA	United States	1	1	2	4	0	1	0	0	0	1	3	4	0.750	142	159	0.893	
4	MEX	Mexico	0	2	2	1	0	0	0	0	1	1	1	6	0.166	132	172	0.767	

Pool B

Rk	Code	Team	Matches			Pts	Results details							Sets			Points		
			W	L	T		3-0	3-1	3-2	2-3	1-3	0-3	W	L	Ratio	W	L	Ratio	
1	ARG	Argentina	2	0	2	10	2	0	0	0	0	0	6	0	MAX	153	112	1.366	
2	PUR	Puerto Rico	1	1	2	5	1	0	0	0	0	1	3	3	1.000	126	134	0.940	
3	CAN	Canada	1	1	2	4	0	1	0	0	0	1	3	4	0.750	159	156	1.019	
4	VEN	Venezuela	0	2	2	1	0	0	0	0	1	1	1	6	0.166	142	178	0.797	





P-2 VOLLEYBALL • Match result



2017 Senior Men's Panamerican Cup
GROUP A

Match: 5 **Date:** 26/07/2017 **Spectators:** 100
City: Gatineau, Canada
Hall: Arena Robert Guertin
Match duration: Start: 14:00 End: 15:13 Total: 1:13

Teams	Sets	1	2	3	4	5	Total
DOM	3	25	25	25			75
USA	0	14	12	19			45
Set duration		0:20	0:23	0:24			1:07

Referees: ROBB, ANDREW (CAN) & MARRERO, MIGUEL (PUR)

DOM • DOMINICAN REPUBLIC		1	2	3	4	5	Pts
3	Contrera Elvis (WS)	■	■	■			13
4	Hernandez Wilfrido (WS)	■	■	■			13
5	L Mieses Enger (L)	L	L	L			
6	Garcia Pedro (OP)	■	■	■			11
7	Frias Mario (MB)						
8	Lopez Henry (WS)						
10	Abreu Francisco (S)	■	■	■			2
11	Caceres Jose (OP)	■	■	■			11
12	Arredondo Francisco (S)						
13	Mercedes Jonathan (MB)						
15	Paulino Richi (MB)	■	■	■			3
16	Diaz Cesar (WS)						

Coach: Gladston Orlando Sam (CUB)
Assistant: Jose Dante Mañon (DOM)

USA • UNITED STATES OF AMERICA		1	2	3	4	5	Pts
2	Jarman Price (MB)						
3	Stahl Mitchell (MB)	■	■	■			4
4	Jendryk II Jeffrey (MB)	■	■	■			4
7	Greene Jr. Arvis (OP)	■	■	■			4
8	Sander Brenden (WS)	■	■	□			3
9	Langlois Jake (WS)	■	■	■			7
11	Seif Jonah (S)	■	■	■			2
13	Arnitz Jacob (WS)			□	■		
14	Ensing Kyle (OP)			■			1
15	Wieczorek David (WS)						
20	Stadick Scott (MB)						
21	Saeta Michael (S)			□	■		
23	L Tuileta Jr. Larry (L)	L	L	L			
25	L Enriques Evan (L)						

Coach: Neilson, Robert (USA)
Assistant: Acosta De La Rosa, J (PUR)

TEAMS AND PLAYERS PERFORMANCES

Won Pts	Total Atts	No Name	Scoring Skills	Won Pts	Total Atts	No Name
41	81	Total Team		21	73	Total Team
12	27	3 Contrera Elvis (WS)	Spike	6	23	9 Langlois Jake (WS)
10	22	6 Garcia Pedro (OP)		4	7	4 Jendryk II Jeffrey (MB)
5	19	Total Team	Block	4	28	Total Team
3	5	4 Hernandez Wilfrido (WS)		2	9	3 Stahl Mitchell (MB)
1	1	10 Abreu Francisco (S)	Serve	1	5	9 Langlois Jake (WS)
7	73	Total Team		0	46	Total Team
3	15	4 Hernandez Wilfrido (WS)	Opp. error	20		Total Team
1	12	6 Garcia Pedro (OP)	Total	45	147	Total Team
22		Total Team				
75	173	Total Team				

13	38	3 Contrera Elvis (WS)	Best Scorer	7	36	9 Langlois Jake (WS)
----	----	-----------------------	--------------------	---	----	----------------------

Excellent	Total Atts	No Name	Non scoring Skills	Excellent	Total Atts	No Name
11	69	Total Team		5	63	Total Team
4	8	5 Mieses Enger (L)	Dig	2	7	9 Langlois Jake (WS)
3	14	10 Abreu Francisco (S)		1	10	23 Tuileta Jr. Larry (L)
20	74	Total Team	Set	8	67	Total Team
20	58	10 Abreu Francisco (S)		4	36	11 Seif Jonah (S)
22	36	Total Team	Reception	13	65	Total Team
12	13	5 Mieses Enger (L)	Success - Faults	8	17	8 Sander Brenden (WS)
6	16	4 Hernandez Wilfrido (WS)	# Attempts	4	16	23 Tuileta Jr. Larry (L)

■ Starting line-up Pts = Points scored [nn] = Captain
□ Substitute Atts = Attempts L = Libero
Opp = Opponent





P-2 VOLLEYBALL • Match result



2017 Senior Men's Panamerican Cup
GROUP B

Match: 6 **Date:** 26/07/2017 **Spectators:** 200
City: Gatineau, Canada
Hall: Arena Robert Guertin
Match duration: Start: 16:00 End: 17:25 Total: 1:25

Teams	Sets	1	2	3	4	5	Total
ARG	3	25	25	28			78
VEN	0	17	18	26			61
Set duration		0:23	0:24	0:32			1:19

Referees: BELTRE, JOSE (DOM) & GONZALEZ, DANIEL (MEX)

ARG • ARGENTINA		1	2	3	4	5	Pts
1	Toro Alejandro (WS)					☐	2
2	Flores Fabian (MB)					■	2
4	Cavanna Maximiliano (S)	☐	☐	■			
5	L Fernandez Ignacio (L)	L	L	L			
6	Poglajen Cristian (WS)	☐	☐	■			3
10	Bruno Nicolas (WS)	■	■	■			4
11	Solé Sebastian (MB)	■	■	■			9
12	Lima Bruno (OP)	■	■	☐			13
13	Darraidou Santiago (OP)						
14	Crer Pablo (MB)	■	■				6
15	De Cecco Luciano (S)	■	■				1
16	L González Alexis (L)	L	L	L			
17	Imhoff Facundo (MB)						
18	Ramos Martin (MB)	■	■	■			8

Coach: JULIO VELASCO (ARG)
Assistant: JULIAN ALVAREZ (ARG)

VEN • VENEZUELA		1	2	3	4	5	Pts
1	Briceno Regulo (WS)	☐	☐	☐			
2	Barreto Jhonlenn (WS)						
3	Gonzalez Fernando (WS)	■	■	■			7
4	L Mata Héctor (L)	L	L	L			
5	Rodriguez Emerson (OP)	■	■	■			19
7	Valencia Edson (MB)	■	■	■			4
9	Carrasco José (S)	■	■				
11	Verdi José (MB)	■	■	■			5
13	Martinez Ronald (MB)						
15	Arias Luis (OP)		☐				
17	Fayola Ronald (WS)	■	■	■			6
22	Velazquet Armando (S)	☐	☐	■			

Coach: RONALD SARTY (VEN)
Assistant: ANDRES MANZANILLO (VEN)

TEAMS AND PLAYERS PERFORMANCES

Won Pts	Total Atts	No Name	Scoring Skills	Won Pts	Total Atts	No Name
39	79	Total Team		37	87	Total Team
12	27	12 Lima Bruno (OP)	Spike	18	29	5 Rodriguez Emerson (OP)
8	12	11 Solé Sebastian (MB)		6	20	17 Fayola Ronald (WS)
6	43	Total Team	Block	3	30	Total Team
2	3	14 Crer Pablo (MB)		2	3	3 Gonzalez Fernando (WS)
1	6	12 Lima Bruno (OP)		1	3	5 Rodriguez Emerson (OP)
3	76	Total Team	Serve	1	63	Total Team
1	4	6 Poglajen Cristian (WS)		1	10	7 Valencia Edson (MB)
1	12	14 Crer Pablo (MB)				
30		Total Team	Opp. error	20		Total Team
78	198	Total Team	Total	61	180	Total Team

13	45	12 Lima Bruno (OP)	Best Scorer	19	40	5 Rodriguez Emerson (OP)
----	----	--------------------	--------------------	----	----	--------------------------

Excellent	Total Atts	No Name	Non scoring Skills	Excellent	Total Atts	No Name
13	64	Total Team		11	69	Total Team
4	7	10 Bruno Nicolas (WS)	Dig	3	9	3 Gonzalez Fernando (WS)
3	8	12 Lima Bruno (OP)		2	6	5 Rodriguez Emerson (OP)
27	77	Total Team	Set	27	84	Total Team
14	31	4 Cavanna Maximiliano (S)		12	32	9 Carrasco José (S)
28	47	Total Team	Reception	18	66	Total Team
10	16	16 González Alexis (L)	Success - Faults	8	37	17 Fayola Ronald (WS)
4	10	12 Lima Bruno (OP)	# Attempts	3	16	3 Gonzalez Fernando (WS)

■ Starting line-up Pts = Points scored [nn] = Captain
☐ Substitute Atts = Attempts L = Libero
Opp = Opponent





P-2 VOLLEYBALL • Match result



2017 Senior Men's Panamerican Cup GROUP A

Match: 7 **Date:** 26/07/2017 **Spectators:** 400
City: Gatineau, Canada
Hall: Arena Robert Guertin
Match duration: Start: 18:07 End: 19:23 Total: 1:16

Teams	Sets	1	2	3	4	5	Total
CUB	3	25	25	25			75
MEX	0	15	18	15			48
Set duration		0:24	0:24	0:22			1:10

Referees: BLANCO, JOSE (VEN) & CHUNCO, CRISTIAN (ARG)

CUB • CUBA		1	2	3	4	5	Pts
2	Melgarejo Osniel (WS)					☐	2
3	Yang Marlon (WS)					☐	
4	Jimenez Javier Ernesto (WS)	■	■	■			6
5	Concepcion Javier Octavio (MB)	■	■	■			5
6	Sandoval Jose (MB)					■	2
7	L Garcia Yonder (L)	L	L	L			
9	Osoria Livan (MB)	■	■				3
10	Gutierrez Miguel David (OP)	■	■	■			15
14	Goide Adrian (S)	■	■	■			3
15	Albo Dariel (OP)	☐	☐	☐			3
18	Lopez Miguel Angel (WS)	■	■	■			14

Coach: NICLAS ERNESTO VIVES (CUB)
Assistant: YOSVANY MUÑOZ PEREZ (CUB)

MEX • MEXICO		1	2	3	4	5	Pts
3	Garay Ridl (OP)		☐	☐	■		5
4	Ruiz Gonzalo (WS)		■	☐			2
5	L Rangel Jesus (L)	L	L	L			
6	Perales Jesus (S)		☐	☐	■		
8	Cruz Gabriel (MB)						
10	Rangel Pedro (S)	■	■				1
11	Barajas Jorge (WS)	■	■	■			3
12	Martinez Jose (MB)	■	■	■			2
15	García Edson (MB)					☐	
16	Chávez Miguel (MB)	■	■	■			3
17	Orellana Nestor (OP)	■	■				7
19	L Mendoza José (L)		L				
20	Duarte Julian (WS)		☐	■	■		5
23	Moreno Alejandro (WS)		☐	☐			3

Coach: Jorge Miguel Azair L (MEX)
Assistant:

TEAMS AND PLAYERS PERFORMANCES

Won Pts	Total Atts	No Name	Scoring Skills	Won Pts	Total Atts	No Name
30	55	Total Team		28	61	Total Team
10	17	10 Gutierrez Miguel David (OP)	Spike	6	11	17 Orellana Nestor (OP)
8	16	18 Lopez Miguel Angel (WS)		5	12	3 Garay Ridl (OP)
11	31	Total Team	Block	1	26	Total Team
3	3	10 Gutierrez Miguel David (OP)		1	2	23 Moreno Alejandro (WS)
2	2	15 Albo Dariel (OP)	Serve	2	50	Total Team
12	73	Total Team		1	5	17 Orellana Nestor (OP)
5	18	18 Lopez Miguel Angel (WS)	Opp. error	1	6	10 Rangel Pedro (S)
3	10	4 Jimenez Javier Ernesto	Total	17		Total Team
22		Total Team		48	137	Total Team
75	159	Total Team	Best Scorer	7	16	17 Orellana Nestor (OP)
15	30	10 Gutierrez Miguel David (OP)				
Excellent	Total Atts	No Name	Non scoring Skills	Excellent	Total Atts	No Name
14	36	Total Team		6	47	Total Team
4	6	7 Garcia Yonder (L)	Dig	1	3	11 Barajas Jorge (WS)
4	5	10 Gutierrez Miguel David (OP)		1	2	23 Moreno Alejandro (WS)
21	52	Total Team	Set	15	63	Total Team
20	47	14 Goide Adrian (S)		7	24	6 Perales Jesus (S)
26	42	Total Team	Reception	21	62	Total Team
13	18	18 Lopez Miguel Angel (WS)	Success - Faults	6	16	5 Rangel Jesus (L)
9	13	7 Garcia Yonder (L)	# Attempts			

■ Starting line-up Pts = Points scored [nn] = Captain
☐ Substitute Atts = Attempts L = Libero
Opp = Opponent





P-2 VOLLEYBALL • Match result



2017 Senior Men's Panamerican Cup
GROUP B

Match: 8 **Date:** 26/07/2017 **Spectators:** 600
City: Gatineau, Canada
Hall: Arena Robert Guertin
Match duration: Start: 20:09 End: 21:33 Total: 1:24

Teams	Sets	1	2	3	4	5	Total
CAN	0	21	16	22			59
PUR	3	25	25	25			75
Set duration		0:25	0:24	0:29			1:18

Referees: JUAN, INFANTE (CUB) & STANLEY, WILLIAM (USA)

CAN • CANADA		1	2	3	4	5	Pts
1	Chancy Gabriel (S)	■					
2	Wojcik Robert (OP)	□		■			3
3	Schouten Casey (OP)	■	■				2
6 L	Riopel Olivier (L)						
7	Demyanenko Jimenez Danny (MB)	■	■				6
11	Scheerhoorn Blake (WS)	■	■				4
12	Keturakis Byron (S)	□	■	■			3
14	Burt Max (MB)	■	■	■			3
15 L	Duquette Bryan (L)	L	L	L			
17	Epp Tyler (MB)						
20	Sclater Ryan (WS)	■	■	□			3
22	Koppers Brandon (WS)				■		4
23	McConkey Jordan (MB)			□	■		5
24	Brar Irvan (WS)			□	■		5

Coach: Larry McKay (CAN)
Assistant: Jason Haldane (CAN)

PUR • PUERTO RICO		1	2	3	4	5	Pts
1	Morales Steven (MB)	■	■	■			6
2	Goas Edgardo (S)	■	■	■			3
3	Guzman Pablo (WS)	■	■	■			9
4 L	Del Valle Dennis (L)	L	L	L			
6	Burgos Ramon (MB)				□	□	
7	Iglesias Arturo (S)					□	
9	Maldonado Ulises (OP)				□	□	
11	Torres Maurice (OP)	■	■	■			14
12	Lopez Kevin (WS)						
13	Sánchez Sequiel (WS)	■	■	■			13
14	Roman Mannix (MB)	■	■	■			6
16	Rodriguez Jonathan (MB)						
21	Vargas Pelegrin (WS)					□	
24 L	Cabrera Rivera Arnel (L)						

Coach: Ramón Hernandez (PUR)
Assistant: Carlos Rivera (PUR)

TEAMS AND PLAYERS PERFORMANCES

Won Pts	Total Atts	No Name
32	70	Total Team
5	5	23 McConkey Jordan (MB)
5	7	24 Brar Irvan (WS)
6	31	Total Team
3	7	7 Demyanenko Jimenez
1	3	2 Wojcik Robert (OP)
0	61	Total Team
21		Total Team
59	162	Total Team

6	14	7 Demyanenko Jimenez
---	----	----------------------

Excellent	Total Atts	No Name
12	62	Total Team
6	17	15 Duquette Bryan (L)
2	4	20 Sclater Ryan (WS)
26	64	Total Team
18	45	12 Keturakis Byron (S)
21	59	Total Team
7	19	15 Duquette Bryan (L)
4	13	11 Scheerhoorn Blake (WS)

■ Starting line-up Pts = Points scored [nn] = Captain
□ Substitute Atts = Attempts L = Libero
Opp = Opponent

Scoring Skills
Spike
Block
Serve
Opp. error
Total

Best Scorer

Non scoring Skills
Dig
Set
Reception
Success - Faults
Attempts

Won Pts	Total Atts	No Name
37	78	Total Team
10	23	13 Sánchez Sequiel (WS)
10	18	11 Torres Maurice (OP)
7	28	Total Team
3	8	14 Roman Mannix (MB)
2	4	11 Torres Maurice (OP)
7	73	Total Team
3	14	13 Sánchez Sequiel (WS)
2	15	11 Torres Maurice (OP)
24		Total Team
75	179	Total Team

14	37	11 Torres Maurice (OP)
----	----	------------------------

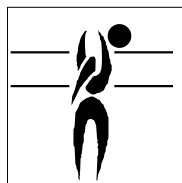
Excellent	Total Atts	No Name
11	64	Total Team
6	13	4 Del Valle Dennis (L)
2	8	11 Torres Maurice (OP)
18	75	Total Team
16	59	2 Goas Edgardo (S)
21	46	Total Team
6	11	4 Del Valle Dennis (L)
8	16	13 Sánchez Sequiel (WS)





P-5 VOLLEYBALL • Players ranking by skills

2017 Senior Men's Panamerican Cup



Best Scorers

Rk	No	Name	Team	Spike	Block	Serve	Total
1	18	Lopez Miguel Angel (WS)	CUB	27	3	7	37
2	10	Gutierrez Miguel David (OP)	CUB	25	5	3	33
3	5	Rodriguez Emerson (OP)	VEN	29	1	0	30
4	3	Contrera Elvis (WS)	DOM	24	2	1	27
5	11	Caceres Jose (OP)	DOM	23	1	1	25
5	9	Langlois Jake (WS)	USA	21	3	1	25
7	11	Torres Maurice (OP)	PUR	18	2	2	22
8	3	Stahl Mitchell (MB)	USA	9	7	5	21
9	13	Sánchez Sequiel (WS)	PUR	16	1	3	20
10	20	Sclater Ryan (WS)	CAN	18	0	1	19
11	3	Schouten Casey (OP)	CAN	13	0	5	18
12	11	Solé Sebastian (MB)	ARG	15	2	0	17
12	6	Poglajen Cristian (WS)	ARG	11	1	5	17
12	14	Crer Pablo (MB)	ARG	7	7	3	17
12	3	Garay Ridl (OP)	MEX	16	0	1	17
12	7	Demyanenko Jimenez Danny (MB)	CAN	8	8	1	17
17	11	Verdi José (MB)	VEN	13	3	0	16
17	8	Lopez Henry (WS)	DOM	11	1	4	16
17	4	Hernandez Wilfrido (WS)	DOM	9	4	3	16
20	11	Barajas Jorge (WS)	MEX	15	0	0	15
20	3	Gonzalez Fernando (WS)	VEN	12	2	1	15
20	7	Valencia Edson (MB)	VEN	12	0	3	15
23	12	Lima Bruno (OP)	ARG	13	1	0	14
23	17	Fayola Ronald (WS)	VEN	12	0	2	14
23	22	Koppers Brandon (WS)	CAN	10	3	1	14
23	4	Jimenez Javier Ernesto (WS)	CUB	7	3	4	14
27	6	Garcia Pedro (OP)	DOM	11	0	2	13
27	9	Osoria Livan (MB)	CUB	6	4	3	13
29	3	Guzman Pablo (WS)	PUR	10	1	1	12
29	14	Roman Mannix (MB)	PUR	7	4	1	12
29	14	Burt Max (MB)	CAN	10	2	0	12
32	1	Morales Steven (MB)	PUR	8	3	0	11
32	17	Orellana Nestor(OP)	MEX	10	0	1	11
32	12	Martinez Jose (MB)	MEX	9	2	0	11
32	5	Concepcion Javier Octavio (MB)	CUB	8	3	0	11
36	7	Greene Jr. Arvis (OP)	USA	10	0	0	10
36	20	Duarte Julian (WS)	MEX	10	0	0	10
36	12	Keturakis Byron (S)	CAN	4	6	0	10
39	18	Ramos Martin (MB)	ARG	8	1	0	9
39	11	Seif Jonah (S)	USA	4	3	2	9
41	16	Chávez Miguel(MB)	MEX	8	0	0	8
42	13	Darraidou Santiago (OP)	ARG	6	0	1	7
42	14	Ensing Kyle (OP)	USA	7	0	0	7
44	7	Frias Mario (MB)	DOM	3	2	1	6
45	10	Bruno Nicolas (WS)	ARG	5	0	0	5
45	15	De Cecco Luciano (S)	ARG	2	1	2	5
45	4	Jendryk II Jeffrey (MB)	USA	5	0	0	5
45	8	Sander Brenden (WS)	USA	5	0	0	5
45	11	Scheerhoorn Blake (WS)	CAN	5	0	0	5
45	23	McConkey Jordan (MB)	CAN	5	0	0	5
Total tournament				604	103	81	788





P-5 VOLLEYBALL • Players ranking by skills

2017 Senior Men's Panamerican Cup



Best Spikers

Limit: 15.00%

Rk	No	Name	Team	Spikes	Faults	Shots	Total Attempts	Succ. %
1	11	Barajas Jorge (WS)	MEX	15	5	4	24	62.50
2	11	Torres Maurice (OP)	PUR	18	6	8	32	56.25
3	10	Gutierrez Miguel David (OP)	CUB	25	8	14	47	53.19
4	18	Lopez Miguel Angel (WS)	CUB	27	10	16	53	50.94
5	5	Rodriguez Emerson (OP)	VEN	29	13	17	59	49.15
6	11	Caceres Jose (OP)	DOM	23	9	15	47	48.94
7	20	Sclater Ryan (WS)	CAN	18	4	18	40	45.00
8	12	Lima Bruno (OP)	ARG	13	4	12	29	44.83
9	3	Schouten Casey (OP)	CAN	13	4	13	30	43.33
10	3	Contrera Elvis (WS)	DOM	24	10	22	56	42.86
Total Tournament				604	216	510	1,330	45.41



Best Blockers

Rk	No	Name	Team	Kill Blocks	Faults	Rebounds	Total Attempts	Avg. by set
1	14	Crer Pablo (MB)	ARG	7	1	1	9	1.17
2	7	Demyanenko Jimenez Danny (MB)	CAN	8	3	9	20	1.14
3	3	Stahl Mitchell (MB)	USA	7	8	6	21	1.00
4	12	Keturakis Byron (S)	CAN	6	2	4	12	0.86
5	10	Gutierrez Miguel David (OP)	CUB	5	2	2	9	0.71
6	14	Roman Mannix (MB)	PUR	4	5	3	12	0.67
7	4	Hernandez Wilfrido (WS)	DOM	4	2	-	6	0.57
8	9	Osoria Livan (MB)	CUB	4	5	2	11	0.57
9	1	Morales Steven (MB)	PUR	3	2	-	5	0.50
10	11	Verdi José (MB)	VEN	3	3	7	13	0.43
Total Tournament				103	230	186	519	3.81



Best Servers


Rk	No	Name	Team	Aces	Faults	Serve Hits	Total Attempts	Avg. by set
1	18	Lopez Miguel Angel (WS)	CUB	7	8	17	32	1.00
2	6	Poglajen Cristian (WS)	ARG	5	3	10	18	0.83
3	3	Schouten Casey (OP)	CAN	5	5	16	26	0.71
4	3	Stahl Mitchell (MB)	USA	5	5	11	21	0.71
5	4	Jimenez Javier Ernesto (WS)	CUB	4	3	16	23	0.57
6	8	Lopez Henry (WS)	DOM	4	3	11	18	0.57
7	14	Crer Pablo (MB)	ARG	3	-	25	28	0.50
8	13	Sánchez Sequiel (WS)	PUR	3	3	18	24	0.50
9	4	Hernandez Wilfrido (WS)	DOM	3	-	13	16	0.43
10	9	Osoria Livan (MB)	CUB	3	3	20	26	0.43
Total Tournament				81	206	898	1,185	3.00





P-5 VOLLEYBALL • Players ranking by skills

2017 Senior Men's Panamerican Cup



Best Diggers

Rk	No	Name	Team	Digs	Faults	Receptions	Total Attempts	Avg. by set
1	15	Duquette Bryan (L)	CAN	16	7	13	36	2.29
2	23	Tuileta Jr. Larry (L)	USA	9	2	8	19	1.29
3	4	Del Valle Dennis (L)	PUR	7	2	7	16	1.17
4	4	Mata Héctor(L)	VEN	7	4	10	21	1.00
5	20	Sclater Ryan (WS)	CAN	5	1	5	11	0.71
6	10	Abreu Francisco (S)	DOM	5	3	20	28	0.71
7	3	Schouten Casey (OP)	CAN	5	1	2	8	0.71
8	3	González Fernando (WS)	VEN	5	3	13	21	0.71
9	17	Fayola Ronald (WS)	VEN	5	5	15	25	0.71
10	11	Solé Sebastian (MB)	ARG	4	-	4	8	0.67
Total Tournament				170	421	479	1,070	6.30



Best Setters

Rk	No	Name	Team	Running Sets	Faults	Still Sets	Total Attempts	Avg. by set
1	12	Keturakis Byron (S)	CAN	36	3	62	101	5.14
2	22	Velazquet Armando (S)	VEN	35	-	73	108	5.00
3	14	Goide Adrian (S)	CUB	35	2	97	134	5.00
4	11	Seif Jonah (S)	USA	34	-	84	118	4.86
5	10	Abreu Francisco (S)	DOM	29	-	106	135	4.14
6	15	De Cecco Luciano (S)	ARG	22	1	65	88	3.67
7	6	Perales Jesus (S)	MEX	25	1	39	65	3.57
8	10	Rangel Pedro (S)	MEX	24	4	38	66	3.43
9	2	Goas Edgardo (S)	PUR	20	1	81	102	3.33
10	4	Cavanna Maximiliano (S)	ARG	14	-	17	31	2.33
Total Tournament				321	19	906	1,246	11.89



Best Receivers

Limit: 20.00%



Rk	No	Name	Team	Excellents	Faults	Serve Receptions	Total Attempts	Eff. %
1	10	Bruno Nicolas (WS)	ARG	10	-	10	20	50.00
2	16	González Alexis (L)	ARG	14	-	15	29	48.28
3	23	Tuileta Jr. Larry (L)	USA	15	1	14	30	46.67
4	5	Mieses Enger (L)	DOM	13	2	10	25	44.00
5	18	Lopez Miguel Angel (WS)	CUB	21	1	27	49	40.82
6	20	Sclater Ryan (WS)	CAN	13	-	24	37	35.14
7	5	Rangel Jesus (L)	MEX	21	4	24	49	34.69
8	22	Koppers Brandon (WS)	CAN	11	2	15	28	32.14
9	3	Gonzalez Fernando (WS)	VEN	14	3	23	40	27.50
10	17	Fayola Ronald (WS)	VEN	19	2	44	65	26.15
Total Tournament				308	84	584	976	22.95





P-5 VOLLEYBALL • Players ranking by skills

2017 Senior Men's Panamerican Cup



Best Liberos

Rk	No	Name	Team	Excellents	Faults	In play	Total attempts	Avg. by set
1	15	Duquette Bryan (L)	CAN	26	10	36	72	3.71
2	5	Rangel Jesus (L)	MEX	25	8	30	63	3.57
3	23	Tuileta Jr. Larry (L)	USA	24	3	22	49	3.43
4	4	Mata Héctor(L)	VEN	19	7	23	49	2.71
5	16	González Alexis (L)	ARG	15		16	31	2.50
6	5	Mieses Enger (L)	DOM	17	3	21	41	2.43
7	7	Garcia Yonder (L)	CUB	16	9	29	54	2.29
8	4	Del Valle Dennis (L)	PUR	13	2	19	34	2.17
9	5	Fernandez Ignacio (L)	ARG	1	3	8	12	0.17
10	6	Riopel Olivier (L)	CAN	1			1	0.14
11	19	Mendoza José (L)	MEX		2	7	9	
12	24	Cabrera Rivera Arnel (L)	PUR		4	9	13	
13	25	Enriques Evan (L)	USA		2	2	4	



BREAKING NEWS





P-6 VOLLEYBALL • Teams ranking by skills

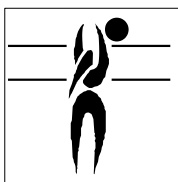
2017 Senior Men's Panamerican Cup



Best Spikers

Limit: 15.00%

Rk	Team	Spikes	Faults	Shots	Total Attempts	Succ. %
1	ARG ARGENTINA	73	18	54	145	50.34
2	CUB CUBA	79	26	52	157	50.32
3	MEX MEXICO	74	35	48	157	47.13
4	CAN CANADA	80	17	74	171	46.78
5	DOM DOMINICAN REPUBLIC	85	34	63	182	46.70
6	PUR PUERTO RICO	68	25	55	148	45.95
7	VEN VENEZUELA	80	39	79	198	40.40
8	USA UNITED STATES OF AMERICA	65	22	85	172	37.79
Total Tournament		604	216	510	1,330	45.41



Best Blockers

Rk	Team	Kill Blocks	Faults	Rebounds	Total Attempts	Avg. by set
1	CUB CUBA	23	26	11	60	3.29
2	CAN CANADA	20	32	27	79	2.86
3	ARG ARGENTINA	13	24	25	62	2.17
3	PUR PUERTO RICO	13	23	9	45	2.17
5	USA UNITED STATES OF AMERICA	13	34	30	77	1.86
6	DOM DOMINICAN REPUBLIC	11	30	18	59	1.57
7	VEN VENEZUELA	6	38	28	72	0.86
8	MEX MEXICO	4	23	38	65	0.57
Total Tournament		103	230	186	519	3.81



Best Servers


Rk	Team	Aces	Faults	Serve Hits	Total Attempts	Avg. by set
1	CUB CUBA	18	24	125	167	2.57
2	ARG ARGENTINA	12	22	117	151	2.00
3	DOM DOMINICAN REPUBLIC	13	22	125	160	1.86
4	USA UNITED STATES OF AMERICA	12	30	100	142	1.71
5	PUR PUERTO RICO	7	23	95	125	1.17
6	CAN CANADA	8	33	119	160	1.14
7	VEN VENEZUELA	6	29	110	145	0.86
8	MEX MEXICO	5	23	107	135	0.71
Total Tournament		81	206	898	1,185	3.00





P-6 VOLLEYBALL • Teams ranking by skills

2017 Senior Men's Panamerican Cup



Best Diggers

Rk	Team	Digs	Faults	Receptions	Total Attempts	Avg. by set
1	CAN CANADA	40	57	50	147	5.71
2	VEN VENEZUELA	32	58	72	162	4.57
3	USA UNITED STATES OF AMERICA	25	62	41	128	3.57
4	ARG ARGENTINA	18	39	54	111	3.00
5	MEX MEXICO	15	61	55	131	2.14
6	DOM DOMINICAN REPUBLIC	14	47	86	147	2.00
6	CUB CUBA	14	46	56	116	2.00
6	PUR PUERTO RICO	12	51	65	128	2.00
Total Tournament		170	421	479	1,070	6.30



Best Setters

Rk	Team	Running Sets	Faults	Still Sets	Total Attempts	Avg. by set
1	VEN VENEZUELA	54	3	132	189	7.71
2	CAN CANADA	52	4	102	158	7.43
3	MEX MEXICO	51	5	105	161	7.29
4	ARG ARGENTINA	38	1	95	134	6.33
5	USA UNITED STATES OF AMERICA	38	1	119	158	5.43
6	CUB CUBA	36	2	109	147	5.14
7	DOM DOMINICAN REPUBLIC	30	-	134	164	4.29
8	PUR PUERTO RICO	22	3	110	135	3.67
Total Tournament		321	19	906	1,246	11.89



Best Receivers

Limit: 20.00%

Rk	Team	Excellents	Faults	Serve Receptions	Total Attempts	Eff. %
1	ARG ARGENTINA	39	2	48	89	41.57
2	CUB CUBA	39	8	68	115	26.96
3	VEN VENEZUELA	49	12	86	147	25.17
4	USA UNITED STATES OF AMERICA	39	9	86	134	22.39
5	CAN CANADA	40	13	75	128	21.09
6	DOM DOMINICAN REPUBLIC	29	7	81	117	18.80
7	MEX MEXICO	50	25	63	138	18.12
8	PUR PUERTO RICO	23	8	77	108	13.89
Total Tournament		308	84	584	976	22.95





Cuba undefeated after 3-0 win over Mexico in Men's Pan American Cup



Cuba remained as the only undefeated team in Pool A of the 12th Men's Pan American Cup as they swept Mexico in three sets (25-15, 25-18 and 25-15) in 76 minutes at Gatineau's Robert Guertin Arena in Canada's national capital region.

The defending champions, fielding the youngest and second tallest team of the tournament, secured a place in the next round and kept the momentum after a four-set victory over Dominican Republic in their opening match. Mexico, the Dominican Republic and the United States are vying for the other two spots for the next round.

Miguel Angel Lopez, the Islanders' top scorer on Monday, had another solid start both hitting and serving, scoring four aces in the first two sets to lead Cuba to a comfortable 2-0 set lead.

Mexico offered more opposition early in the third set, but the Cubans kept adding pressure with Lopez and Miguel David Gutierrez from the angles and Jose Sandoval blocking and hitting in the centre to keep the Mexicans at bay 16-11 at the second technical timeout.

Cubans left no chances and kept the upper hand with a solid hitting and serving. Dariel Albo and Javier Concepcion combined for two consecutive blocks to seal the overall victory after a 25-15 third set.

Miguel David Gutierrez and Miguel Angel Lopez were again Cuba's top scorers with 15 and 14 points, respectively. Nestor Orellana led Mexico's output with seven points.



Jorge Azair, head coach of Mexico: “This is a team traditionally very strong in their serve and blocking. They dominated us with their serve and we got desperate. We need to find our composure and prepare for the most important game tomorrow.”

Nicolas Vives, head coach of Cuba: “The first days are always difficult in any tournament and our players regain their rhythm as the event progresses. Our men played much better and are improving in every game. This is a new generation, a promising one and we are working hard to put Cuba’s volleyball back on track.”

Argentina tops Venezuela 3-0 to advance in Men’s Pan American Cup.



Argentina advanced to the next round of the Men’s Pan American Cup after a 3-0 (25-17, 25-18 and 28-26) win over Venezuela in a South American derby in Group B play at Gatineau’s Robert Guertin Arena in Canada’s national capital region.

Medal winners in six of the last seven editions, including silver in the last two, the squad led by the decorated coach Julio Velasco got off to a solid start by taking the first two sets in a relatively comfortable fashion.

Led by Emerson Rodriguez, Venezuela bounced back and led for most of the third set, but Argentina never gave up, kept the pressure and managed to tie the set, before taking the win 28-26 to seal the overall victory.

Bruno Lima produced double digits for Argentina with 13 points, while Emerson Rodriguez scored 19, almost half of what his team totaled throughout the match.

Julio Velasco, coach of Argentina: “We changed a lot of players today to give everyone a chance to play a game. So, it became difficult in the third set because some of the players lost their concentration, but they cooperated and we won 3-0 in the end... We need to do some things without thinking so much, and other



things we need to still think to do well. That is what this match told us, so it's good to learn something from this experience. “

Ronald Sarty, coach of Venezuela: “This game against Argentina was really important. They came with their A Team so it was a tough challenge but it gave us confidence for the future to win a set or a game. Tonight, we could have won a set, we just missed some definition especially with reception. I'm really happy with the way we played overall.”

The Dominican Republic upsets the USA to claim first Pan American Cup victory.



The Dominican Republic produced a surprising win over the United States in three sets (24-14, 24-12 and 24-19) in just over an hour to claim their first victory at the 12 Men's Pan American Cup at Gatineau's Robert Guertin Arena in Canada's capital region.

After four set defeat in their debut vs. defending champions Cuba, the Caribbean squad is aiming for a place in the next round from Group A. Elvis Contrera and Wilfrido Hernandez led the winners' production with 13 points each, two more than Jose Caceres.

Jake Langlois was the USA's top scorer with seven points.

Jonah Seif, captain of USA: “I think the Dominicans were the aggressors today and we kind of played hesitant. We just weren't executing the game plan we talked about before the match. I think we need to re-set and just focus on Cuba. If we dwell on this game, it will just hold us back. If we can just be more aggressive in serving and attacking and our setting today wasn't that good, and our passers hung in there; but we're a strong team when we play well.....”



Orlando Samuel Blackwood, Dominican Republic's head coach: "Today we played better. We had good serving, passing, hitting and defense. This team has not played a lot together, this is only their second match. Now we are focused on Mexico; we have to win that match."