

viva

viva.com.do

FIVB



VOLLEYBALL
WOMEN'S WORLD
CHAMPIONSHIP



2017 NORCECA Senior Women Continental Championship World Championship Qualification Tournament Finals (Group-A)

Santo Domingo, Dominican Republic, 11-16 Oct. 2017



NORCECA

Volleyball Confederation



Daily Bulletin | Boletín Diario | 3

Saturday / Sábado 14, Oct. 2017





		Training Schedule / Calendario de entrenamiento	
Día / Day	Hora / Time	Competition Venue	
15 October. 2017	8:00	GUATEMALA	
	9:30	JAMAICA	
	11:00	DOMINICANA	
	12:30	PUERTO RICO	
	16:00	JAMAICA vs. GUATEMALA	
	19:00	DOMINICANA vs. PUERTO RICO	



2018 WCH NORCECA Women's Final QT - Group

A

P-4 Collated results & ranking

Results as of 14 October 2017



MATCHES RESULTS

Round robin


No	Date	Teams	Set	Result per set (points)					Total Points	Duration	Spectators
				1	2	3	4	5			
1	13-Oct-2017	PUR - JAM	3-0	25-8	25-10	25-17			75-35	1:05	500
2	13-Oct-2017	DOM - GUA	3-0	25-7	25-7	25-11			75-25	1:11	1900
3	14-Oct-2017	GUA - PUR	0-3	11-25	16-25	13-25			40-75	1:13	1000
4	14-Oct-2017	JAM - DOM	0-3	14-25	11-25	6-25			31-75	1:13	2000
5	15-Oct-2017	GUA - JAM									
6	15-Oct-2017	DOM - PUR									

TEAM RANKING

Round robin

Rk	Code	Team	Matches				Pts	Results details						Sets			Points		
			W	L	T	3-0		3-1	3-2	2-3	1-3	0-3	W	L	Ratio	W	L	Ratio	
1	DOM	Dominican Republic	2	0	2	10	2	0	0	0	0	0	6	0	MAX	150	56	2.678	
2	PUR	Puerto Rico	2	0	2	10	2	0	0	0	0	0	6	0	MAX	150	75	2.000	
3	JAM	Jamaica	0	2	2	0	0	0	0	0	2	0	6	0.000	66	150	0.440		
4	GUA	Guatemala	0	2	2	0	0	0	0	0	2	0	6	0.000	65	150	0.433		





P-2 VOLLEYBALL • Match result



2018 WCH NORCECA Women's Final QT-Group A Round Robin

Match: 3 **Date:** 10/14/2017 **Spectators:** 1,000
City: Santo Domingo
Hall: Palacio de Voleibol
Match duration: Start: 17:00 End: 18:13 Total: 1:13

Teams	Sets	1	2	3	4	5	Total
GUA	0	11	16	13			40
PUR	3	25	25	25			75
Set duration		0:19	0:25	0:23			1:07

Referees: CUMMING, Leighton (JAM) & RAMIREZ, Yuri (DOM)

GUA • Guatemala		1	2	3	4	5	Pts
2	Tornoe Gonzalez Daniela (MB)						
3	Alvarez Marroquin Aury Priscila (OP)			□	■		
4	Gomez Guzman Rut Beatriz (WS)	■	■	■			8
5	L Alvarez Navarro Maria José (L)	L	L	L			
6	Alvarado Franco Karen Sofia (MB)						
7	Guillermo Martha (WS)	■	■	■			1
8	Recinos Ocaña Blanca (WS)	■	■	■			4
10	Villalobos Lopez Ada Patricia (MB)	■	■	■			6
11	Alvarado Franco Paola Marie (WS)			□	□		
12	Caal Torres Jessica (S)	■	■	■			1
13	González Morales Astrid Michelle (MB)	■	■				1
14	Gomez Hirst Carmen Elisa (S)			□			

Coach: William Fernandez (CUB)
Assistant: Julio Dominguez (GUA)

PUR • Puerto Rico		1	2	3	4	5	Pts
1	Santana Daly (WS)	■	■	■			16
2	L Venegas Shara (L)	L	L	L			
3	L Leon Valeria A. (L)	L	L				
7	Enright Stephanie (WS)	■	■				9
8	Nogueras Jennifer (S)	□		□			
10	Quesada Jennifer (MB)	■	■	■			5
11	Ocasio Karina (OP)	■	■	□			3
12	Ortiz Neira (MB)						
13	Ferrer Shirley OP)		□		■		3
14	Valentin Natalia (S)	■	■	■			1
18	Hernandez Alba (MB)	■	■	■			9
19	Jusino Ana Sofia (MB)						
21	Hernandez Legna (WS)				■		1
22	Vinas Joy Adriana (WS)	□	□				

Coach: Javier Gaspar (PUR)
Assistant: Abdell Otero (PUR)

TEAMS AND PLAYERS PERFORMANCES

Won Pts	Total Atts	No Name
17	57	Total Team
7	16	4 Gomez Guzman Rut Beatriz
4	7	10 Villalobos Lopez Ada
4	23	Total Team
2	8	10 Villalobos Lopez Ada
1	7	4 Gomez Guzman Rut Beatriz
0	42	Total Team
19		Total Team
40	122	Total Team

8	30	4 Gomez Guzman Rut Beatriz
---	----	----------------------------

Excellent	Total Atts	No Name
8	56	Total Team
5	19	5 Alvarez Navarro Maria José
1	8	12 Caal Torres Jessica (S)
1	57	Total Team
1	44	12 Caal Torres Jessica (S)
6	62	Total Team

Scoring Skills
Spike
Block
Serve
Opp. error
Total

Best Scorer

Non scoring Skills
Dig
Set
Reception
Success - Faults
Attempts


Won Pts	Total Atts	No Name
33	60	Total Team
14	22	1 Santana Daly (WS)
7	10	7 Enright Stephanie (WS)
5	25	Total Team
2	6	18 Hernandez Alba (MB)
1	1	21 Hernandez Legna (WS)
9	73	Total Team
4	14	18 Hernandez Alba (MB)
2	11	10 Quesada Jennifer (MB)
28		Total Team
75	158	Total Team

16	39	1 Santana Daly (WS)
----	----	---------------------

Excellent	Total Atts	No Name
19	50	Total Team
9	11	3 Leon Valeria A. (L)
4	8	2 Venegas Shara (L)
3	59	Total Team
3	46	14 Valentin Natalia (S)
4	31	Total Team
2	12	2 Venegas Shara (L)
1	7	7 Enright Stephanie (WS)

■ Starting line-up Pts = Points scored [nn] = Captain
 □ Substitute Atts = Attempts L = Libero
 Opp = Opponent





P-2 VOLLEYBALL • Match result



2018 WCH NORCECA Women's Final QT-Group A Round Robin

Match: 4 **Date:** 10/14/2017 **Spectators:** 2,000
City: Santo Domingo
Hall: Palacio de Voleibol
Match duration: Start: 19:31 End: 20:44 Total: 1:13

Teams	Sets	1	2	3	4	5	Total
JAM	0	14	11	6			31
DOM	3	25	25	25			75
Set duration		0:20	0:24	0:23			1:07

Referees: MALDONADO, Walda (GUA) & HERNANDEZ, Cinthya (CRC)

JAM • Jamaica		1	2	3	4	5	Pts
1	L Thompson Cherie (L)		L	L	L		
3	Jones Aiko (OP)	■	■	■			2
5	Williams Kayla (WS)			□	□		
6	Binns Fiona (S)						
10	Richards Tasha-Gaye (MB)	■	■	■			1
12	Atkinson Breanna (WS)	■	■	■			1
13	Beckford Karenza (OP)			□	□		
16	Miller Yolanda (MB)						
18	Bishop Tahleia (WS)	■	■	■			4
19	Smith Petal (S)	■	■	■			1
21	Richards Cherine (MB)	■	■	■			4
22	L Williams Cavell (L)						

Coach: Ricardo Chong (JAM)
Assistant: O'neil Ebanks (JAM)

DOM • Dominican Republic		1	2	3	4	5	Pts
1	Vargas Valdez Annerys (MB)	■	■				4
4	Fersola Norberto Marianne (MB)		□	■			2
5	L Castillo Brenda (L)	L	L	L			
6	Dominguez Martinez Camil (S)			□			
7	Marte Frica Niverka (S)	■	■	■			2
11	Rodriguez Santos Jeoselyna (OP)			□			1
14	Rivera Brens Prisilla (WS)			□	■		3
16	Peña Isabel Yonkaira (WS)					■	8
17	Mambro Casilla Gina (OP)	■	■				9
18	De La Cruz De Peña Bethania (WS)	■	■	■			11
19	L Binet Stephens Ana Yorkira (L)				L		
20	Martinez Brayelin (WS)	■	■				8
21	Martinez Jineiry (MB)	■	■	■			8
23	Rodriguez Marifranchi (MB)				□		3

Coach: Marcos Kwiek (BRA)
Assistant: Wagner Rocha Pacheco (BRA)

TEAMS AND PLAYERS PERFORMANCES

Won Pts	Total Atts	No Name
11	64	Total Team
4	10	21 Richards Cherine (MB)
3	24	18 Bishop Tahleia (WS)
2	28	Total Team
1	6	18 Bishop Tahleia (WS)
1	7	10 Richards Tasha-Gaye (MB)
0	33	Total Team
18		Total Team
31	125	Total Team

4	36	18 Bishop Tahleia (WS)
---	----	------------------------

Excellent	Total Atts	No Name
8	61	Total Team
3	12	18 Bishop Tahleia (WS)
2	9	1 Thompson Cherie (L)
0	63	Total Team
1	62	Total Team

Scoring Skills
Spike
Block
Serve
Opp. error
Total

Best Scorer
11 23 18 De La Cruz De Peña

Non scoring Skills
Dig
Set
Reception
Success - Faults
Attempts


Won Pts	Total Atts	No Name
44	72	Total Team
9	11	18 De La Cruz De Peña
7	12	20 Martinez Brayelin (WS)
4	26	Total Team
2	3	21 Martinez Jineiry (MB)
1	3	20 Martinez Brayelin (WS)
11	73	Total Team
6	13	16 Peña Isabel Yonkaira (WS)
3	14	17 Mambro Casilla Gina (OP)
16		Total Team
75	171	Total Team

11	23	18 De La Cruz De Peña
----	----	-----------------------

Excellent	Total Atts	No Name
20	74	Total Team
12	24	5 Castillo Brenda (L)
2	7	19 Binet Stephens Ana Yorkira
6	68	Total Team
5	49	7 Marte Frica Niverka (S)
12	28	Total Team
8	12	5 Castillo Brenda (L)
1	10	20 Martinez Brayelin (WS)

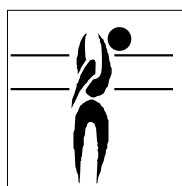

■ Starting line-up Pts = Points scored [nn] = Captain
□ Substitute Atts = Attempts L = Libero
Opp = Opponent





P-5 VOLLEYBALL • Players ranking by skills

2018 WCH NORCECA Women's Final QT-Group A



Best Scorers

Rk	No	Name	Team	Spike	Block	Serve	Total
1	1	Santana Daly (WS)	PUR	18	0	8	26
2	7	Enright Stephanie (WS)	PUR	13	1	8	22
3	16	Peña Isabel Yonkaira (WS)	DOM	7	0	13	20
4	18	De La Cruz De Peña Bethania (WS)	DOM	16	2	1	19
5	17	Mambru Casilla Gina (OP)	DOM	10	0	8	18
6	21	Martinez Jineiry (MB)	DOM	9	2	4	15
7	20	Martinez Brayelin (WS)	DOM	11	1	2	14
7	18	Hernandez Alba (MB)	PUR	7	3	4	14
9	4	Gomez Guzman Rut Beatriz (WS)	GUA	10	1	0	11
10	8	Recinos Ocaña Blanca (WS)	GUA	9	1	0	10
11	1	Vargas Valdez Annerys (MB)	DOM	5	2	2	9
12	13	Ferrer Shirley OP)	PUR	8	0	0	8
12	3	Jones Aiko (OP)	JAM	6	2	0	8
12	10	Quesada Jennifer (MB)	PUR	5	1	2	8
15	10	Villalobos Lopez Ada Patricia (MB)	GUA	5	2	0	7
15	14	Valentin Natalia (S)	PUR	5	0	2	7
15	18	Bishop Tahleia (WS)	JAM	4	2	1	7
15	12	Ortiz Neira (MB)	PUR	4	0	3	7
19	12	Atkinson Breanna (WS)	JAM	5	1	0	6
19	21	Richards Cherine (MB)	JAM	5	1	0	6
19	11	Ocasio Karina (OP)	PUR	5	0	1	6
19	7	Marte Frica Niverka (S)	DOM	4	0	2	6
23	21	Hernandez Legna (WS)	PUR	2	1	2	5
24	4	Fersola Norberto Marianne (MB)	DOM	4	0	0	4
24	14	Rivera Brens Prisilla (WS)	DOM	3	0	1	4
26	23	Rodriguez Marifranchi (MB)	DOM	3	0	0	3
26	19	Jusino Ana Sofia (MB)	PUR	3	0	0	3
26	7	Guillermo Martha (WS)	GUA	3	0	0	3
26	13	González Morales Astrid Michelle (MB)	GUA	2	1	0	3
30	11	Rodriguez Santos Jeoselyna (OP)	DOM	2	0	0	2
30	13	Beckford Karensa (OP)	JAM	1	1	0	2
32	19	Smith Petal (S)	JAM	1	0	0	1
32	12	Caal Torres Jessica (S)	GUA	1	0	0	1
32	10	Richards Tasha-Gaye (MB)	JAM	0	1	0	1
35	5	Castillo Brenda (L)	DOM	0	0	0	0
35	6	Dominguez Martinez Camil (S)	DOM	0	0	0	0
35	19	Binet Stephens Ana Yorkira (L)	DOM	0	0	0	0
35	1	Thompson Cherie (L)	JAM	0	0	0	0
35	5	Williams Kayla (WS)	JAM	0	0	0	0
35	6	Binns Fiona (S)	JAM	0	0	0	0
35	16	Miller Yolanda (MB)	JAM	0	0	0	0
35	22	Williams Cavell (L)	JAM	0	0	0	0
35	2	Venegas Shara (L)	PUR	0	0	0	0
35	3	Leon Valeria A. (L)	PUR	0	0	0	0
35	8	Nogueras Jennifer (S)	PUR	0	0	0	0
35	22	Vinas Joy Adriana (WS)	PUR	0	0	0	0
35	2	Tornoe Gonzalez Daniela (MB)	GUA	0	0	0	0
35	3	Alvarez Marroquin Aury Priscila (OP)	GUA	0	0	0	0
35	5	Alvarez Navarro Maria José (L)	GUA	0	0	0	0
35	6	Alvarado Franco Karen Sofia (MB)	GUA	0	0	0	0
Total tournament				196	26	64	286





P-5 VOLLEYBALL • Players ranking by skills

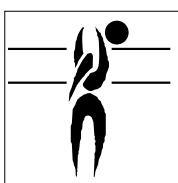
2018 WCH NORCECA Women's Final QT-Group A



Best Spikers

Limit: 15.00%

Rk	No	Name	Team	Spikes	Faults	Shots	Total Attempts	Succ. %
1	18	De La Cruz De Peña Bethania (WS)	DOM	16	3	7	26	61.54
2	1	Santana Daly (WS)	PUR	18	2	10	30	60.00
3	7	Enright Stephanie (WS)	PUR	13	6	13	32	40.63
4	3	Jones Aiko (OP)	JAM	6	4	11	21	28.57
5	4	Gomez Guzman Rut Beatriz (WS)	GUA	10	10	15	35	28.57
6	8	Recinos Ocaña Blanca (WS)	GUA	9	5	18	32	28.13
7	12	Atkinson Breanna (WS)	JAM	5	1	13	19	26.32
8	21	Richards Cherine (MB)	JAM	5	4	11	20	25.00
9	7	Guillermo Martha (WS)	GUA	3	8	7	18	16.67
10	18	Bishop Tahleia (WS)	JAM	4	1	39	44	9.09
Total Tournament				196	68	242	506	38.74



Best Blockers


Rk	No	Name	Team	Kill Blocks	Faults	Rebounds	Total Attempts	Avg. by set
1	18	Hernandez Alba (MB)	PUR	3	2	5	10	0.50
2	3	Jones Aiko (OP)	JAM	2	1	3	6	0.33
3	1	Vargas Valdez Annerys (MB)	DOM	2	2	4	8	0.33
3	10	Villalobos Lopez Ada Patricia (MB)	GUA	2	2	4	8	0.33
5	18	De La Cruz De Peña Bethania (WS)	DOM	2	3	5	10	0.33
6	21	Martinez Jineiry (MB)	DOM	2	2	2	6	0.33
7	18	Bishop Tahleia (WS)	JAM	2	4	3	9	0.33
8	13	Beckford Karensa (OP)	JAM	1	-	1	2	0.17
8	20	Martinez Brayelin (WS)	DOM	1	-	3	4	0.17
8	21	Hernandez Legna (WS)	PUR	1	-	-	1	0.17
Total Tournament				26	61	106	193	2.17



Best Servers


Rk	No	Name	Team	Aces	Faults	Serve Hits	Total Attempts	Avg. by set
1	16	Peña Isabel Yonkaira (WS)	DOM	13	2	13	28	2.17
2	7	Enright Stephanie (WS)	PUR	8	3	14	25	1.33
3	17	Mambro Casilla Gina (OP)	DOM	8	3	13	24	1.33
4	1	Santana Daly (WS)	PUR	8	4	13	25	1.33
5	21	Martinez Jineiry (MB)	DOM	4	4	16	24	0.67
6	18	Hernandez Alba (MB)	PUR	4	3	9	16	0.67
7	12	Ortiz Neira (MB)	PUR	3	-	4	7	0.50
8	20	Martinez Brayelin (WS)	DOM	2	-	11	13	0.33
8	21	Hernandez Legna (WS)	PUR	2	-	9	11	0.33
10	14	Valentin Natalia (S)	PUR	2	2	15	19	0.33
Total Tournament				64	67	300	431	5.33






P-5 VOLLEYBALL • Players ranking by skills

2018 WCH NORCECA Women's Final QT-Group A



Best Diggers

Rk	No	Name	Team	Digs	Faults	Receptions	Total Attempts	Avg. by set
1	5	Castillo Brenda (L)	DOM	23	2	15	40	3.83
2	3	Leon Valeria A. (L)	PUR	15	1	1	17	2.50
3	2	Venegas Shara (L)	PUR	11	1	6	18	1.83
4	5	Alvarez Navarro Maria José (L)	GUA	10	11	13	34	1.67
5	7	Enright Stephanie (WS)	PUR	8	4	8	20	1.33
6	18	Bishop Tahleia (WS)	JAM	8	9	7	24	1.33
7	21	Hernandez Legna (WS)	PUR	5	1	4	10	0.83
8	1	Santana Daly (WS)	PUR	5	2	9	16	0.83
9	21	Martinez Jineiry (MB)	DOM	3	-	4	7	0.50
10	19	Binet Stephens Ana Yorkira (L)	DOM	3	1	9	13	0.50
Total Tournament				120	100	236	456	10.00



Best Setters

Rk	No	Name	Team	Running Sets	Faults	Still Sets	Total Attempts	Avg. by set
1	14	Valentin Natalia (S)	PUR	12	3	96	111	2.00
2	7	Marte Frica Niverka (S)	DOM	10	1	78	89	1.67
3	6	Dominguez Martinez Camil (S)	DOM	1	-	9	10	0.17
4	12	Caal Torres Jessica (S)	GUA	1	1	89	91	0.17
-	1	Vargas Valdez Annerys (MB)	DOM	-	-	2	2	
-	1	Thompson Cherie (L)	JAM	-	-	6	6	
-	1	Santana Daly (WS)	PUR	-	-	1	1	
-	2	Venegas Shara (L)	PUR	-	-	4	4	
-	2	Tornoe Gonzalez Daniela (MB)	GUA	-	-	-	-	
-	3	Leon Valeria A. (L)	PUR	-	-	2	2	
Total Tournament				24	12	455	491	2.00



Best Receivers

Limit: 20.00%



Rk	No	Name	Team	Excellents	Faults	Serve Receptions	Total Attempts	Eff. %
1	5	Castillo Brenda (L)	DOM	10	-	10	20	50.00
2	18	De La Cruz De Peña Bethania (WS)	DOM	3	-	7	10	30.00
3	7	Enright Stephanie (WS)	PUR	5	-	12	17	29.41
4	1	Santana Daly (WS)	PUR	4	1	9	14	21.43
5	2	Venegas Shara (L)	PUR	3	-	12	15	20.00
6	20	Martinez Brayelin (WS)	DOM	2	-	11	13	15.38
-	21	Hernandez Legna (WS)	PUR	2	-	5	7	
-	3	Leon Valeria A. (L)	PUR	2	-	4	6	
-	5	Williams Kayla (WS)	JAM	1	1	2	4	
-	14	Rivera Brens Prisilla (WS)	DOM	-	-	3	3	
Total Tournament				58	69	235	362	





P-5 VOLLEYBALL • Players ranking by skills

2018 WCH NORCECA Women's Final QT-Group A



Best Liberos

Rk	No	Name	Team	Excellents	Faults	In play	Total attempts	Avg. by set
1	5	Castillo Brenda (L)	DOM	33	2	25	60	5.50
2	3	Leon Valeria A. (L)	PUR	17	1	5	23	2.83
3	5	Alvarez Navarro Maria José (L)	GUA	15	19	29	63	2.50
4	2	Venegas Shara (L)	PUR	14	1	18	33	2.33
5	19	Binet Stephens Ana Yorkira (L)	DOM	4	1	10	15	0.67
6	1	Thompson Cherie (L)	JAM	3	12	27	42	0.50
7	22	Williams Cavell (L)	JAM					





P-6 VOLLEYBALL • Teams ranking by skills

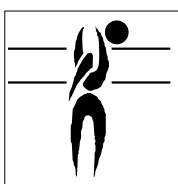
2018 WCH NORCECA Women's Final QT-Group A



Best Spikers

Limit: 15.00%

Rk	Team	Spikes	Faults	Shots	Total Attempts	Succ. %
1	DOM Dominican Republic	74	9	44	127	58.27
2	PUR Puerto Rico	70	17	56	143	48.95
3	GUA Guatemala	30	28	55	113	26.55
4	JAM Jamaica	22	14	87	123	17.89
Total Tournament		196	68	242	506	38.74




Best Blockers

Rk	Team	Kill Blocks	Faults	Rebounds	Total Attempts	Avg. by set
1	JAM Jamaica	8	25	29	62	1.33
2	DOM Dominican Republic	7	10	35	52	1.17
3	PUR Puerto Rico	6	11	21	38	1.00
4	GUA Guatemala	5	15	21	41	0.83
Total Tournament		26	61	106	193	2.17



Best Servers

Rk	Team	Aces	Faults	Serve Hits	Total Attempts	Avg. by set
1	DOM Dominican Republic	33	19	95	147	5.50
2	PUR Puerto Rico	30	21	96	147	5.00
3	JAM Jamaica	1	11	57	69	0.17
4	GUA Guatemala	-	16	52	68	
Total Tournament		64	67	300	431	5.33



Best Diggers

Rk	Team	Digs	Faults	Receptions	Total Attempts	Avg. by set
1	PUR Puerto Rico	48	16	52	116	8.00
2	DOM Dominican Republic	37	13	73	123	6.17
3	JAM Jamaica	18	37	57	112	3.00
4	GUA Guatemala	17	34	54	105	2.83
Total Tournament		120	100	236	456	10.00





P-6 VOLLEYBALL • Teams ranking by skills

2018 WCH NORCECA Women's Final QT-Group A



Best Setters

Rk	Team	Running Sets	Faults	Still Sets	Total Attempts	Avg. by set
1	PUR Puerto Rico	12	3	120	135	2.00
2	DOM Dominican Republic	11	1	104	116	1.83
3	GUA Guatemala	1	2	114	117	0.17
4	JAM Jamaica	-	6	117	123	
Total Tournament		24	12	455	491	2.00




Best Receivers

Limit: 20.00%

Rk	Team	Excellents	Faults	Serve Receptions	Total Attempts	Eff. %
1	DOM Dominican Republic	16	-	33	49	32.65
2	PUR Puerto Rico	16	1	43	60	25.00
3	JAM Jamaica	12	32	82	126	
3	GUA Guatemala	14	36	77	127	
Total Tournament		58	69	235	362	





Dominican Republic and Puerto Rico qualify to WCH in Japan

SANTO DOMINGO, Dominican Republic, October 14, 2017 – Dominican Republic and Puerto Rico both secured berths in next year's FIVB Women's Volleyball World Championship following victories over Jamaica and Guatemala, respectively, on Saturday.

Dominican Republic swept Jamaica in straight sets 3-0 (25-14, 25-11, 25-6) while Puerto Rico defeated Guatemala 3-0 (25-11, 25-16, 25-13).


It is the eighth time the Dominican Republic reach the final stage of an FIVB Women's World Championship with a fifth place in 2014 as their best finish. It is the fifth consecutive time that Puerto Rico qualify to the world championship and seventh overall.

Bethania de la Cruz registered 11 points to lead the well distributed Dominican offense. Gina Mambru had 9 points including three aces as the second best. Yonkaira Peña and the sisters Brayelin and Jineiry Martinez each contributed 8 points in the victory.

The Dominicans dominated from the service line 11-0 with Peña providing six aces, and held the advantage in the blocking department 4-2.

Daly Santana scored 16 points and Stephanie Enright and Alba Hernandez each contributed 9 points as Puerto Rico advanced. Rut Gomez and Patricia Villalobos were the best scorers for Guatemala with 8 and 6 points, respectively.

Puerto Rico blanked Guatemala 9-0 in the service category and edged their opponents 5-4 in the blocking department.



República Dominicana y Puerto Rico clasifican al Mundial de Japón

SANTO DOMINGO, República Dominicana, 14 de octubre de 2017 - La República Dominicana y Puerto Rico aseguraron los puestos en el Campeonato Mundial de Voleibol Femenino de la FIVB el próximo año tras las victorias sobre Jamaica y Guatemala, respectivamente, el sábado.

República Dominicana barrió a Jamaica en sets corridos 3-0 (25-14, 25-11, 25-6) mientras que Puerto Rico derrotó a Guatemala 3-0 (25-11, 25-16, 25-13).

Es la octava vez que la República Dominicana alcanza la última etapa de un Campeonato Mundial Femenino de la FIVB con un quinto lugar en 2014 como su mejor final. Es la quinta vez consecutiva que Puerto Rico califica para el campeonato mundial y séptima en general.

Bethania de la Cruz registró 11 puntos para liderar la bien distribuida ofensiva dominicana. Gina Mambro tuvo 9 puntos incluyendo tres ases como el segundo mejor. Yonkaira Peña y las hermanas Brayelin y Jineiry Martinez contribuyeron con 8 puntos en la victoria.

Los dominicanos dominaron desde la línea de servicio 11-0 con Peña aportando seis ases y mantuvieron la ventaja en el departamento de bloqueo 4-2.

Daly Santana anotó 16 puntos y Stephanie Enright y Alba Hernández contribuyeron con 9 puntos para el avance de Puerto Rico. Rut Gómez y Patricia Villalobos fueron los mejores anotadores de Guatemala con 8 y 6 puntos, respectivamente.

Puerto Rico blanqueó a Guatemala 9-0 en la categoría de servicio y superó a sus oponentes 5-4 en el departamento de bloqueo.