



# 2018 WORLD CHAMPIONSHIP NORCECA WOMEN'S FINAL QT GROUP C

---



**Daily Bulletin** |

October 14, 2017

**3**



## 2018 WORLD CHAMPIONSHIP NORCECA WOMEN'S FINAL QT GROUP C

October 11th to 16th, 2017

### Trinidad & Tobago

Friday, October 13, 2017				Results					
Time	Match			Game	Set 1	Set 2	Set 3	Set 4	Set 5
1 5:00 PM	MEX	vs	CRC	3-0	25-16	25-18	25-21		
2 7:00 PM	TTO	vs	DMA	3-0	25-16	25-7	25-9		

Saturday, October 14, 2017				Results					
Time	Match			Game	Set 1	Set 2	Set 3	Set 4	Set 5
3 5:00 PM	DMA	vs	MEX	0-3	7-25	13-25	7-25		
4 7:00 PM	TTO	vs	CRC	0-3	25-19	25-16	25-22		

Sunday, October 15, 2017				Results					
Time	Match			Game	Set 1	Set 2	Set 3	Set 4	Set 5
5 5:00 PM	DMA	vs	CRC						
6 7:00 PM	TTO	vs	MEX						



## 2018 WCH NORCECA Women's Final QT - Group C

P-4 Collated results & ranking

Results as of 14 October 2017



### MATCHES RESULTS

#### Round robin

No	Date	Teams	Set	Result per set (points)					Total Points	Duration	Spectators
				1	2	3	4	5			
1	13-Oct-2017	MEX - CRC	3-0	25-16	25-18	25-21			75-55	3:00	50
2	13-Oct-2017	TTO - DMA	3-0	25-16	25-7	25-9			75-32	1:01	200
3	14-Oct-2017	DMA - MEX	0-3	7-25	13-25	7-25			27-75	1:00	50
4	14-Oct-2017	CRC - TTO	0-3	19-25	16-25	22-25			57-75	1:24	150
5	15-Oct-2017	DMA - CRC									
6	15-Oct-2017	TTO - MEX									

### TEAM RANKING

#### Round robin

Rk	Code	Team	Matches				Pts	Results details						Sets			Points		
			W	L	T			3-0	3-1	3-2	2-3	1-3	0-3	W	L	Ratio	W	L	Ratio
1	MEX	Mexico	2	0	2	10	2	0	0	0	0	0	6	0	MAX	150	82	1.829	
2	TTO	Trinidad and Tobago	2	0	2	10	2	0	0	0	0	0	6	0	MAX	150	89	1.685	
3	CRC	Costa Rica	0	2	2	0	0	0	0	0	2	0	6	0.000	112	150	0.746		
4	DMA	Dominica	0	2	2	0	0	0	0	0	2	0	6	0.000	59	150	0.393		





# P-2 VOLLEYBALL • Match result

2018 WCH NORCECA WOMEN'S FINAL QT GROUP C  
Round Robin



**Match:** 3 **Date:** 10/14/2017 **Spectators:** 50  
**City:** Couva  
**Hall:** National Cycling Centre  
**Match duration:** Start: 17:00 End: 18:00 Total: 1:00

Teams	Sets	1	2	3	4	5	Total
<b>DMA</b>	<b>0</b>	7	13	7			27
<b>MEX</b>	<b>3</b>	25	25	25			75
<b>Set duration</b>		0:19	0:19	0:16			0:54

**Referees:** VILLALOBOS, Tatiana (CRC) & CHARLES, Brian (TTO)

DMA • DOMINICA		1	2	3	4	5	Pts
1	WINSTON KYLA	■	■	■			2
2	Lockhart Lorraine	■	■	■			1
3	Proctor Adella	■					
4	L Francis Catherine	L	L	L			
5	Pascal Shari	■	■	■			3
6	Cabey Tarmica		■	■			
7	Xavier Anna Maria	■	■	■			2
8	James Lisa	■	■	■			2
10	Gustave Marcia						
12	Joseph Ameila				□		

**Coach:** Mr. Albert Loblack  
**Assistant:** Mr. Ericson LeBlanc

MEX • MEXICO		1	2	3	4	5	Pts
1	Sainz Karla	■					3
2	L Lopez Lizeth	L	L	L			
3	Sanay Sashiko	■					
4	Maldonado Andrea	■	■	■			9
5	Rangel Andrea						
8	Carranza Dulce	□	■	■			9
12	Bricio Samantha						
14	Rios Claudia						
15	Herrera Xitlali	■	■	■			9
16	Parra Quintero Melanie Guadalupe	■	■	■			16
18	Rodriguez Gomez Maria Fernanda	■	■	■			3
22	Salinas González Valeria	□	■	■			3

**Coach:** NARANJO, Ricardo  
**Assistant:** TORRES, Claudio

## TEAMS AND PLAYERS PERFORMANCES

Won Pts	Total Atts	No Name
7	65	<b>Total Team</b>
2	18	8 James Lisa
2	14	7 Xavier Anna Maria
2	21	<b>Total Team</b>
2	7	5 Pascal Shari
1	29	<b>Total Team</b>
1	5	1 WINSTON KYLA
17		<b>Total Team</b>
27	115	<b>Total Team</b>

Scoring Skills
<b>Spike</b>
<b>Block</b>
<b>Serve</b>
<b>Opp. error</b>
<b>Total</b>

Won Pts	Total Atts	No Name
38	69	<b>Total Team</b>
12	20	16 Parra Quintero Melanie
9	15	4 Maldonado Andrea
4	14	<b>Total Team</b>
2	4	8 Carranza Dulce
2	4	15 Herrera Xitlali
10	73	<b>Total Team</b>
4	11	16 Parra Quintero Melanie
3	11	8 Carranza Dulce
23		<b>Total Team</b>
75	156	<b>Total Team</b>

3	22	5 Pascal Shari
---	----	----------------

<b>Best Scorer</b>
--------------------

16	31	16 Parra Quintero Melanie
----	----	---------------------------

Excellent	Total Atts	No Name
17	64	<b>Total Team</b>
4	5	8 James Lisa
4	11	7 Xavier Anna Maria
4	59	<b>Total Team</b>
4	47	1 WINSTON KYLA
12	62	<b>Total Team</b>
4	22	4 Francis Catherine
3	14	2 Lockhart Lorraine

Non scoring Skills
<b>Dig</b>
<b>Set</b>
<b>Reception</b>
Success - Faults
# Attempts

Excellent	Total Atts	No Name
30	55	<b>Total Team</b>
9	12	2 Lopez Lizeth
6	8	16 Parra Quintero Melanie
18	69	<b>Total Team</b>
12	41	22 Salinas González Valeria
15	26	<b>Total Team</b>
5	8	16 Parra Quintero Melanie
4	8	2 Lopez Lizeth

■ Starting line-up Pts = Points scored [nn] = Captain  
□ Substitute Atts = Attempts L = Libero  
Opp = Opponent





# P-2 VOLLEYBALL • Match result

2018 WCH NORCECA WOMEN'S FINAL QT GROUP C  
Round Robin



**Match:** 4    **Date:** 10/14/2017    **Spectators:** 150  
**City:** Couva  
**Hall:** National Cycling Centre  
**Match duration:** Start: 19:00 End: 20:24 Total: 1:24

Teams	Sets	1	2	3	4	5	Total
<b>CRC</b>	<b>0</b>	19	16	22			57
<b>TTO</b>	<b>3</b>	25	25	25			75
<b>Set duration</b>		0:25	0:22	0:31			1:18

**Referees:** BELTRE, Jose (DOM) & NAVAS, Alberto

CRC • COSTA RICA		1	2	3	4	5	Pts
1	Carazo Martinez Tannia		■	■			6
2	Picado Vargas Monica	□		□			
3	Harris Francis Yoshira						
4	Gamboa Johanna	■	■	■			2
8	Monge Guzman Cynthia Gimena						
9	L Vargas Brenes Mariela	L	L	L			
10	Ramírez Paola	■	■	■			13
12	Jimenez Corrales Kiara	■	■				
14	Fonseca Avila Irene	■	■	■			3
16	Hines Cuza Mijal	■	■	■			1
17	Gonzalez Alfaro Yuliana	■	□	■			6
19	L Ramirez Vargas Allison			L			

TTO • TRINIDAD & TOBAGO		1	2	3	4	5	Pts
2	Ross Jalicia	■	■	■			6
3	Thompson Channon	■	■	■			10
4	Billiny Kelly-Anne	□	■	■			
6	Jack Sinead	■	■	■			15
7	FLETCHER KIUNE						
8	Ramdin Darlene	■	■	■			7
11	L Olton Afesha	L	L	L			
12	Forde Renele	■		□			
13	Mc Gillvery Mikela						
15	Morain Latisha						
16	Esdelle Krystle	■	■	■			13
21	Alexander Afiya						

**Coach:** Cesar Salas  
**Assistant:** Adres Carvajal carti

**Coach:** FRANCISCO CRUZ (CUB)  
**Assistant:** NICHOLSON DRAKES (TTO)

## TEAMS AND PLAYERS PERFORMANCES

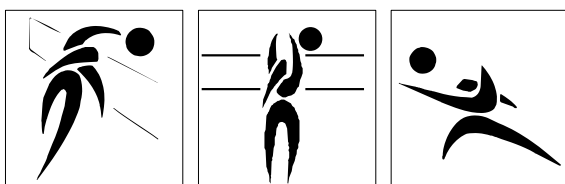
Won Pts	Total Atts	No Name	Scoring Skills	Won Pts	Total Atts	No Name
25	95	<b>Total Team</b>		39	105	<b>Total Team</b>
11	29	10 Ramírez Paola	<b>Spike</b>	12	16	6 Jack Sinead
6	18	1 Carazo Martinez Tannia		12	26	16 Esdelle Krystle
3	39	<b>Total Team</b>	<b>Block</b>	8	44	<b>Total Team</b>
2	15	4 Gamboa Johanna		4	10	2 Ross Jalicia
1	5	10 Ramírez Paola		2	9	6 Jack Sinead
3	59	<b>Total Team</b>	<b>Serve</b>	4	73	<b>Total Team</b>
1	13	14 Fonseca Avila Irene		2	9	3 Thompson Channon
1	9	10 Ramírez Paola		1	14	8 Ramdin Darlene
26		<b>Total Team</b>	<b>Opp. error</b>	24		<b>Total Team</b>
57	193	<b>Total Team</b>	<b>Total</b>	75	222	<b>Total Team</b>

13	43	10 Ramírez Paola	<b>Best Scorer</b>	15	37	6 Jack Sinead
----	----	------------------	--------------------	----	----	---------------

Excellent	Total Atts	No Name	Non scoring Skills	Excellent	Total Atts	No Name
31	85	<b>Total Team</b>		39	82	<b>Total Team</b>
11	20	9 Vargas Brenes Mariela	<b>Dig</b>	10	15	11 Olton Afesha
7	11	1 Carazo Martinez Tannia		10	17	3 Thompson Channon
4	88	<b>Total Team</b>	<b>Set</b>	6	101	<b>Total Team</b>
4	67	14 Fonseca Avila Irene		4	32	4 Billiny Kelly-Anne
23	58	<b>Total Team</b>	<b>Reception</b>	22	51	<b>Total Team</b>
14	34	9 Vargas Brenes Mariela	<b>Success - Faults</b>	9	18	3 Thompson Channon
			<b># Attempts</b>	11	27	11 Olton Afesha


■ Starting line-up    Pts = Points scored    [nn] = Captain  
□ Substitute    Atts = Attempts    L = Libero  
Opp = Opponent





### Best Scorers

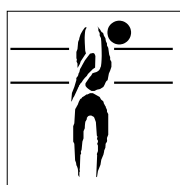
Rk	No	Name	Pos.	Team	Spike	Block	Serve	Total
1	3	Thompson Channon	OS	TTO	18	1	11	30
2	6	Jack Sinead	MB	TTO	20	3	6	29
3	8	Carranza Dulce	OP	MEX	13	3	5	21
4	10	Ramírez Paola	OP	CRC	17	2	1	20
4	16	Esdelle Krystle	OP	TTO	17	1	2	20
6	16	Parra Quintero Melanie Guadalupe	OP	MEX	12	0	4	16
7	17	Gonzalez Alfaro Yuliana	OS	CRC	11	0	4	15
8	12	Bricio Samantha	OP	MEX	11	2	1	14
8	15	Herrera Xitlali	OS	MEX	10	4	0	14
8	2	Ross Jalicia	MB	TTO	9	5	0	14
11	8	Ramdin Darlene	OS	TTO	10	1	1	12
12	4	Maldonado Andrea	OS	MEX	9	0	0	9
13	1	Carazo Martinez Tannia	OS	CRC	8	0	0	8
13	14	Rios Claudia	OS	MEX	6	1	1	8
13	1	Sainz Karla	MB	MEX	6	0	2	8
13	4	Gamboa Johanna	MB	CRC	4	3	1	8
17	16	Hines Cuza Mijal	OS	CRC	4	0	0	4
17	7	Xavier Anna Maria	OS	DMA	3	1	0	4
17	5	Pascal Shari	OS	DMA	2	2	0	4
17	1	WINSTON KYLA	S	DMA	2	0	2	4
21	18	Rodriguez Gomez Maria Fernanda	OP	MEX	3	0	0	3
21	14	Fonseca Avila Irene	S	CRC	2	0	1	3
21	8	James Lisa	MB	DMA	2	0	1	3
21	22	Salinas González Valeria	S	MEX	0	0	3	3
25	2	Lockhart Lorraine	OP	DMA	2	0	0	2
25	12	Forde Renele	S	TTO	0	0	2	2
27	7	FLETCHER KIUNE	OS	TTO	1	0	0	1
27	3	Sanay Sashiko	S	MEX	0	0	1	1
29	4	Billingy Kelly-Anne	S	TTO	0	0	0	0
29	11	Olton Afesha	L	TTO	0	0	0	0
29	13	Mc Gillvery Mikela	MB	TTO	0	0	0	0
29	15	Morain Latisha	OS	TTO	0	0	0	0
29	21	Alexander Afiya	MB	TTO	0	0	0	0
29	2	Lopez Lizeth	L	MEX	0	0	0	0
29	5	Rangel Andrea	OS	MEX	0	0	0	0
29	2	Picado Vargas Monica	S	CRC	0	0	0	0
29	3	Harris Francis Yoshira	OP	CRC	0	0	0	0
29	8	Monge Guzman Cynthia Gimena	MB	CRC	0	0	0	0
29	9	Vargas Brenes Mariela	L	CRC	0	0	0	0
29	12	Jimenez Corrales Kiara	MB	CRC	0	0	0	0
29	19	Ramirez Vargas Allison	L	CRC	0	0	0	0
29	3	Proctor Adella	MB	DMA	0	0	0	0
29	4	Francis Catherine	L	DMA	0	0	0	0
29	6	Cabey Tarmica	OP	DMA	0	0	0	0
29	10	Gustave Marcia	MB	DMA	0	0	0	0
29	12	Joseph Ameila	OP	DMA	0	0	0	0
<b>Total tournament</b>					202	29	49	280



### Best Spikers

Limit: 15.00%

Rk	No	Name	Pos.	Team	Spikes	Faults	Shots	Total Attempts	Succ. %
1	6	Jack Sinead	MB	TTO	20	-	6	26	76.92
2	16	Esdelle Krystle	OP	TTO	17	2	14	33	51.52
3	12	Bricio Samantha	OP	MEX	11	2	16	29	37.93
4	8	Ramdin Darlene	OS	TTO	10	1	16	27	37.04
5	3	Thompson Channon	OS	TTO	18	8	24	50	36.00
6	8	Carranza Dulce	OP	MEX	13	4	21	38	34.21
7	10	Ramírez Paola	OP	CRC	17	9	30	56	30.36
8	17	Gonzalez Alfaro Yuliana	OS	CRC	11	6	26	43	25.58
9	2	Lockhart Lorraine	OP	DMA	2	4	12	18	11.11
10	7	Xavier Anna Maria	OS	DMA	3	8	16	27	11.11
<b>Total Tournament</b>					202	84	345	631	32.01




### Best Blockers

Rk	No	Name	Pos.	Team	Kill Blocks	Faults	Rebounds	Total Attempts	Avg. by set
1	2	Ross Jalcia	MB	TTO	5	1	14	20	0.83
2	15	Herrera Xitlali	OS	MEX	4	1	4	9	0.67
3	4	Gamboa Johanna	MB	CRC	3	3	18	24	0.50
4	8	Carranza Dulce	OP	MEX	3	2	3	8	0.50
5	6	Jack Sinead	MB	TTO	3	4	6	13	0.50
6	10	Ramírez Paola	OP	CRC	2	2	9	13	0.33
7	12	Bricio Samantha	OP	MEX	2	2	3	7	0.33
8	5	Pascal Shari	OS	DMA	2	3	5	10	0.33
9	14	Rios Claudia	OS	MEX	1	-	2	3	0.17
10	3	Thompson Channon	OS	TTO	1	1	7	9	0.17
<b>Total Tournament</b>					29	52	149	230	2.42



### Best Servers

Rk	No	Name	Pos.	Team	Aces	Faults	Serve Hits	Total Attempts	Avg. by set
1	3	Thompson Channon	OS	TTO	11	6	8	25	1.83
2	6	Jack Sinead	MB	TTO	6	6	15	27	1.00
3	8	Carranza Dulce	OP	MEX	5	3	13	21	0.83
4	17	Gonzalez Alfaro Yuliana	OS	CRC	4	5	11	20	0.67
5	16	Parra Quintero Melanie Guadalupe	OP	MEX	4	4	5	13	0.67
6	22	Salinas González Valeria	S	MEX	3	2	7	12	0.50
7	1	WINSTON KYLA	S	DMA	2	-	10	12	0.33
8	12	Forde Renele	S	TTO	2	2	18	22	0.33
9	1	Sainz Karla	MB	MEX	2	3	18	23	0.33
10	16	Esdelle Krystle	OP	TTO	2	7	16	25	0.33
<b>Total Tournament</b>					49	87	335	471	4.08




## Best Diggers

Rk	No	Name	Pos.	Team	Digs	Faults	Receptions	Total Attempts	Avg. by set
1	2	Lopez Lizeth	L	MEX	16	5	11	32	2.67
2	9	Vargas Brenes Mariela	L	CRC	15	18	6	39	2.50
3	11	Olton Afesha	L	TTO	14	2	10	26	2.33
4	14	Rios Claudia	OS	MEX	13	3	2	18	2.17
5	10	Ramírez Paola	OP	CRC	13	7	9	29	2.17
6	3	Thompson Channon	OS	TTO	12	4	5	21	2.00
7	16	Esdelle Krystle	OP	TTO	10	4	11	25	1.67
8	1	Carazo Martinez Tannia	OS	CRC	10	6	1	17	1.67
9	12	Bricio Samantha	OP	MEX	8	2	7	17	1.33
10	16	Parra Quintero Melanie Guadalupe	OP	MEX	6	1	1	8	1.00
<b>Total Tournament</b>					198	171	167	536	16.50



## Best Setters

Rk	No	Name	Pos.	Team	Running Sets	Faults	Still Sets	Total Attempts	Avg. by set
1	3	Sanay Sashiko	S	MEX	17	3	75	95	2.83
2	22	Salinas González Valeria	S	MEX	12	2	27	41	2.00
3	4	Billingy Kelly-Anne	S	TTO	10	2	42	54	1.67
4	14	Fonseca Avila Irene	S	CRC	8	5	124	137	1.33
5	12	Forde Renele	S	TTO	7	1	59	67	1.17
6	1	WINSTON KYLA	S	DMA	4	3	62	69	0.67
7	9	Vargas Brenes Mariela	L	CRC	1	1	10	12	0.17
-	1	Sainz Karla	MB	MEX	-	-	5	5	
-	1	Carazo Martinez Tannia	OS	CRC	-	-	4	4	
-	2	Ross Jalicia	MB	TTO	-	-	2	2	
<b>Total Tournament</b>					59	23	525	607	4.92



## Best Receivers

Limit: 20.00%



Rk	No	Name	Pos.	Team	Excellents	Faults	Serve Receptions	Total Attempts	Eff. %
1	2	Lopez Lizeth	L	MEX	15	1	12	28	50.00
2	11	Olton Afesha	L	TTO	21	2	18	41	46.34
3	3	Thompson Channon	OS	TTO	14	1	14	29	44.83
4	9	Vargas Brenes Mariela	L	CRC	23	6	29	58	29.31
5	14	Rios Claudia	OS	MEX	3	2	9	14	7.14
-	16	Hines Cuza Mijal	OS	CRC	10	-	11	21	
-	2	Lockhart Lorraine	OP	DMA	3	3	15	21	
-	17	Gonzalez Alfaro Yuliana	OS	CRC	13	4	3	20	
-	1	Carazo Martinez Tannia	OS	CRC	4	3	9	16	
-	3	Proctor Adella	MB	DMA	4	2	4	10	
<b>Total Tournament</b>					140	53	191	384	22.66





# P-5 VOLLEYBALL • Players ranking by skills

## 2018 WCH NORCECA WOMEN'S FINAL QT GROUP C



### Best Liberos

Rk	No	Name	Team	Excellents	Faults	In play	Total attempts	Succ. %
1	11	Olton Afesha	TTO	35	4	28	67	52.24
2	2	Lopez Lizeth	MEX	31	6	23	60	51.67
3	9	Vargas Brenes Mariela	CRC	38	24	35	97	39.18
4	4	Francis Catherine	DMA	7	23	26	56	12.50





## Trinidad & Tobago and Mexico qualify to the FIVB WCH

PORT OF SPAIN, Trinidad & Tobago, October 14, 2017.- Trinidad & Tobago and Mexico qualify to the Women's 2018 FIVB World Championship in Japan after remaining undefeated on day two of the NORCECA Group C qualifier in the National Cycling Centre of Trinidad & Tobago.

Trinidad & Tobago made history qualifying to their first world championship, while Mexico earns their second consecutive ticket.

Mexico had beaten Dominica 3-0 (25-7, 25-13, 25-7) on the first match of the day and was waiting for the outcome between Trinidad & Tobago and Costa Rica. The home girls earned their spot in the world championship working hard to defeat Costa Rica 3-0 (25-19, 25-16, 25-22)

Mexico and Trinidad & Tobago will meet on Sunday to decide NORCECA Group C winner, while Costa Rica faces Dominica for third place.

### Mexico 3, Dominica 0

Mexico blanked Dominica in straight sets 25-7, 25-13, 25-7 to secure them in qualifying position. Mexico is unbeaten with 2-0 win-loss record to stand in a comfortable position to qualify to Japan's 2018 Women's FIVB World Championship. Mexico pocketed their second victory without complications. In set two Dominica scored some interesting points keeping Mexico on their toes. Mexico prevailed over Dominica in 54 minutes on 38-7 margin in attacks, 10-1 in aces and 4-2 on blocks, scoring on 23 opponent errors and committing 17 of their own. Leading scorers for Mexico were Melanie Parra with 16 points, while Andrea Maldonado, Dulce Carranza and Xitlali Herrera contributed with 9 points apiece. Shari Pascal scored three points for Dominica.





### Trinidad & Tobago 3, Costa Rica 0



Trinidad & Tobago qualified to the Women's 2018 FIVB World Championship, their first ever, after defeating Costa Rica 3-0 (25-19, 25-16, 25-22). Trinidad & Tobago worked hard to beat a resilient Costa Rica that started off all three sets with advantage. The home girls' power blocking and spiking kicked in to control Costa Rica. The "Trinis" struggled to recover from a four point (7-11) deficit in set three while Costa Rica showed flawless defense. Trinidad & Tobago held advantage in every category, with 39-25 in kills, 8-3 in blocks and 4-3 in aces. Trinidad & Tobago finished with 26 errors and Costa Rica with 24. Jack Sinead led the home team with 15 points, joined by Afiya Alexander with 13 points and Channon Thompson with 10 points. Paola Ramirez of Costa Rica scored 13 points, while Tannia Carazo and Yuliana Gonzalez chipped in with 6 points apiece.

## Trinidad y Tobago junto a México clasifican al Campeonato Mundial FIVB

PUERTO ESPAÑA, Trinidad y Tobago, 14 de octubre de 2017. - Trinidad y Tobago junto a México clasificaron al Campeonato Mundial Femenino 2018 de la FIVB en Japón tras finalizar invictos el segundo día de competencia del Clasificatorio NORCECA Grupo C en el National Cycling Centre de Trinidad y Tobago.

Trinidad y Tobago hace historia clasificando a su primer campeonato mundial, mientras México obtiene su segundo boleto consecutivo.

México derrotó a primera hora a Dominica 3-0 (25-7, 25-13, 25-7) y esperaba el resultado entre Trinidad y Tobago y Costa Rica. Las anfitrionas obtuvieron su boleto al campeonato mundial con arduo trabajo para vencer a Costa Rica 3-0 (25-19, 25-16, 25-22).

México y Trinidad y Tobago se enfrentarán el domingo para definir al ganador del Clasificatorio NORCECA Grupo C, en tanto que Costa Rica y Dominica jugarán por el tercer lugar.



### México 3, Dominica 0

México blanqueó a Dominica en sets seguidos 25-7, 25-13, 25-7 para colocarse en posición de clasificación. México se mantiene invicto con record 2-0 en juegos ganados y está en una posición cómoda para garantizar su clasificación al Mundial FIVB 2018 en Japón. México se llevó la victoria sin mayores complicaciones. En el segundo set, Dominica hizo varios puntos interesantes que mantuvieron atento al equipo mexicano. México superó a Dominica en 54 minutos, con ventaja de 38-7 en ataque, 10-1 en ases y 4-2 en bloqueos; anotando 23 puntos de errores rivales y cometiendo 17 propios. Las máximas anotadoras fueron de México, con Melanie Parra anotando 16 puntos, mientras que Andrea Maldonado, Dulce Carranza y Xitlali Herrera contribuyeron con 9 puntos cada una. Shari Pascal anotó tres puntos para Dominica.



### Trinidad y Tobago 3, Costa Rica 0



Trinidad y Tobago clasificó al Campeonato Mundial 2018 Femenino de la FIVB, el primero en su historia, tras derrotar a Costa Rica 3-0 (25-19, 25-16, 25-22). Trinidad y Tobago tuvo que trabajar duro para derrotar la Resistencia de Costa Rica que arrancó todos los sets con ventaja. Las locales usaron su potente bloqueo y ataque para controlar a Costa Rica. Las "Trinis" se esforzaron para recuperarse de un déficit de cuatro puntos (7-11) en el tercer set, gracias a la impecable defensa costarricense.

Trinidad y Tobago sostuvo ventaja en todos los elementos de juego, con 39-25 ventaja en ataques, 8-3 en bloqueos y 4-3 en ases. Trinidad y Tobago cometió 26 errores y Costa Rica un total de 24. Jack Sinead comandó al equipo de casa con 15 puntos, acompañada por Afiya Alexander con 13 puntos y Channon Thomson con 10 puntos. Paola Ramírez de Costa Rica anotó 13 puntos, mientras que Tanni Carazo y Yuliana Gonzalez agregaron 6 puntos cada una.