




NORCECA Men's Pan American Cup
July 23-31 • Gatineau, Canada

COUPE Pan Am CUP
MEN - SENIOR - MASCULIN
GATINEAU - JULY 25-30 JUILLET 2017

NORCECA
Volleyball Confederation

FIVB
CONFERENȚA PANAMERICANĂ DE VOLIIBOL
Union Panamericana Voleibol

inter pipeline molten Canada Québec Gatineau Volleyball Canada

COPA PANAMERICANA VOLEIBOL VARONIL

\$13.00 USD
\$130.00 MDN
CANADA 25 AL 30 DE JULIO

Bulletin No 6
Saturday, July 29th.

ITV NORCECA TV

Flags: Argentina, Canada, Cuba, Dominican Republic, Mexico, Puerto Rico, USA, Venezuela



Calendario y Formato de Competencia / Competition Format and Match Schedule

GROUP-A											
No.	Date	Time	Teams		Set	Result per set (points)					
						1	2	3	4	5	
2	25-Jul	16:00	CUBA	vs	DOMINICAN REPUBLIC	3-1	25-17	25-22	21-25	25-22	
3	25-Jul	18:00	USA	vs	MEXICO	3-1	25-18	25-23	22-25	25-18	
5	26-Jul	14:00	DOMINICAN REPUBLIC	vs	USA	3-0	25-14	25-12	25-19		
7	26-Jul	18:00	CUBA	vs	MEXICO	3-0	25-15	25-18	25-15		
9	27-Jul	14:00	MEXICO	vs	DOMINICAN REPUBLIC	1-3	23-25	25-17	17-25	18-25	
11	27-Jul	18:00	USA	vs	CUBA	2-3	26-24	21-25	21-25	25-19	11-15

GROUP-B											
No.	Date	Time	Teams		Set	Result per set (points)					
						1	2	3	4	5	
1	25-Jul	14:00	ARGENTINA	vs	PUERTO RICO	3-0	25-20	25-14	25-22		
4	25-Jul	20:00	CANADA	vs	VENEZUELA	3-1	25-17	25-27	25-15	25-22	
6	26-Jul	16:00	ARGENTINA	vs	VENEZUELA	3-0	25-17	25-18	28-26		
8	26-Jul	20:00	CANADA	vs	PUERTO RICO	0-3	21-25	16-25	22-25		
10	27-Jul	16:00	PUERTO RICO	vs	VENEZUELA	3-2	25-19	17-25	25-17	25-27	16-14
12	27-Jul	20:00	CANADA	vs	ARGENTINA	0-3	25-27	23-25	11-25		

QUARTERFINALS											
No.	Date	Time	Teams		Set	Result per set (points)					
						1	2	3	4	5	
13	28-Jul	17:00	(DOM)2nd A	vs	3rd B(CAN)	1-3	20-25	25-16	21-25	23-25	
14	28-Jul	19:00	(PUR)2nd B	vs	3rd A(USA)	3-1	25-21	25-22	20-25	25-14	

CLASSIFICATIONS 5/8											
No.	Date	Time	Teams		Set	Result per set (points)					
						1	2	3	4	5	
15	29-Jul	14:00	(MEX)4th A	vs	Loser of M13* (DOM)	1-3	26-24	24-26	19-25	20-25	
16	29-Jul	16:00	(VEN)4th B	vs	Loser of M14* (USA)	3-0	23-25	14-25	20-25		

SEMI FINALS											
No.	Date	Time	Teams		Set	Result per set (points)					
						1	2	3	4	5	
17	29-Jul	20:00	(CUB)1st A	vs	Winner of M14 (PUR)	1-3	25-16	17-25	22-25	21-25	
18	29-Jul	18:00	(ARG)1st B	vs	Winner of M13 (CAN)	3-0	25-23	25-15	25-10		

FINAL CLASSIFICATION 7/8											
No.	Date	Time	Teams		Set	Result per set (points)					
						1	2	3	4	5	
19	30-Jul	11:00	(MEX) Loser of M15	vs	Loser of M16 (VEN)	0-0					

FINAL CLASSIFICATION 5/6											
No.	Date	Time	Teams		Set	Result per set (points)					
						1	2	3	4	5	
20	30-Jul	13:00	(DOM) Winner of M15	vs	Winner of M16 (USA)	0-0					

FINALS											
No.	Date	Time	Teams		Set	Result per set (points)					
						1	2	3	4	5	
21	30-Jul	15:00	(CAN) Loser of M17	vs	Loser of M18 (CUB)	0-0					
22	30-Jul	17:00	(ARG) Winner of M17	vs	Winner of M18 (PUR)						

*NOTE1: For the Classification, Quarterfinal and Semifinal Rounds, according to the FIVB General Competition Regulations, it must be avoided that teams from the same group play each other.

*NOTE2: Loser of M14 = Loser of Match #14, etc.



NORCECA Men's Pan American Cup
July 23-31 • Gatineau, Canada



COUPE Pan Am CUP
MEN - SENIOR - MASCULIN
GATINEAU - JULY 23-31 JUILLET 2017



NORCECA
Volleyball Confederation



26-jul-17	7:30		7:30	DOM(14:00)	USA(14:00)
	9:00		9:00	ARG(16:00)	VEN(16:00)
	10:30		11:30	CUB(18:00)	MEX(18:00)
	12:00		12:00	CAN(20:00)	PUR(20:00)
	14:00	DOM vs USA			
	16:00	ARG vs VEN			
	18:00	CUB vs MEX			
20:00	CAN vs PUR				
27-jul-17	7:30		7:30	MEX(14:00)	DOM(14:00)
	9:00		9:00	PUR(16:00)	VEN(16:00)
	10:30		10:30	USA(18:00)	CUB(18:00)
	12:00		12:00	CAN(20:00)	ARG(20:00)
	14:00	MEX vs DOM			
	16:00	PUR vs VEN			
	18:00	USA vs CUB			
20:00	CAN vs ARG				
28-jul-17	8:00		8:00	(DOM) 2nd A	(CAN) 3rd B
	9:30	(CUB) 1st A	9:30	(PUR) 2nd B	(USA) 3rd A
	11:00	(ARG) 1st B	11:00	(MEX) 4th A	(VEN) 4th B
	12:30		12:30		
	14:00		14:00		
	17:00	(DOM) 2nd A vs 3rd B (CAN)			
	19:00	(PUR) 2nd B vs 3rd A (USA)			
20:00					
29-jul-17	7:30		7:30	(MEX) 4th A	Loser M13*(DOM)
	9:00		9:00	(VEN) 4th B	Loser M14*(USA)
	10:30		10:30	(ARG) 1st B	Winner M13*(CAN)
	12:00		12:00	(CUB) 1st A	Winner M14*(PUR)
	14:00	(MEX) 4th A vs Loser M13*(DOM)			
	16:00	(VEN) 4th B vs Loser M14*(USA)			
	18:00	(ARG) 1B vs Winner M13*(CAN)			
20:00	(CUB) 1A vs Winner M14*(PUR)				
30-jul-17	8:00		8:00	(CAN) Loser M17	Loser M18 (CUB)
	9:30		9:30	(ARG) Winner M17	Winner M18 (PUR)
	11:00	(MEX) Loser M15 vs Loser M16*(VEN)			
	13:00	(DOM) Winner M15 vs Winner M16*(USA)			
	15:00	(CAN) Loser M17 vs Loser M18*(CUB)			
17:00	(ARG) Winner M17 vs Winner M18*(PUR)				



2017 Senior Men's Panamerican Cup

P-4 Collated results & ranking

Results as of 29 July 2017



MATCHES RESULTS

Pool A

No	Date	Teams	Set	Result per set (points)					Total Points	Duration	Spectators
				1	2	3	4	5			
2	25-Jul-2017	CUB - DOM	3-1	25-17	25-22	21-25	25-22		96-86	21:50	200
3	25-Jul-2017	USA - MEX	3-1	25-18	25-23	22-25	25-18		97-84	22:37	400
5	26-Jul-2017	DOM - USA	3-0	25-14	25-12	25-19			75-45	21:13	100
7	26-Jul-2017	CUB - MEX	3-0	25-15	25-18	25-15			75-48	21:23	400
9	27-Jul-2017	MEX - DOM	1-3	23-25	25-17	17-25	18-25		83-92	21:51	100
11	27-Jul-2017	USA - CUB	2-3	26-24	21-25	21-25	25-19	11-15	104-108	23:36	500

Pool B

No	Date	Teams	Set	Result per set (points)					Total Points	Duration	Spectators
				1	2	3	4	5			
1	25-Jul-2017	ARG - PUR	3-0	25-20	25-14	25-17			75-51	9:15	100
4	25-Jul-2017	CAN - VEN	3-1	25-17	25-27	25-15	25-22		100-81	23:18	500
6	26-Jul-2017	ARG - VEN	3-0	25-17	25-18	28-26			78-61	21:25	200
8	26-Jul-2017	CAN - PUR	0-3	21-25	16-25	22-25			59-75	21:33	600
10	27-Jul-2017	PUR - VEN	3-2	25-19	17-25	25-17	25-27	16-14	108-102	22:47	400
12	27-Jul-2017	CAN - ARG	0-3	25-27	23-25	11-25			59-77	0:00	

Quarterfinals

No	Date	Teams	Set	Result per set (points)					Total Points	Duration	Spectators
				1	2	3	4	5			
13	28-Jul-2017	DOM - CAN	1-3	20-25	25-16	21-25	23-25		89-91	21:50	300
14	28-Jul-2017	PUR - USA	3-1	25-21	25-22	20-25	25-14		95-82	22:32	300

Classification 5-8

No	Date	Teams	Set	Result per set (points)					Total Points	Duration	Spectators
				1	2	3	4	5			
15	28-Jul-2017	MEX - DOM	1-3	26-24	24-26	19-25	20-25		89-100	21:58	200
16	29-Jul-2017	VEN - USA	0-3	23-25	14-25	20-25			57-75	4:00	

Semifinals

No	Date	Teams	Set	Result per set (points)					Total Points	Duration	Spectators
				1	2	3	4	5			
17	28-Jul-2017	CUB - PUR	1-3	25-16	17-25	22-25	21-25		85-91	0:37	800
18	28-Jul-2017	ARG - CAN	3-0	25-23	25-15	25-10			75-48	20:05	500

Final 7-8

No	Date	Teams	Set	Result per set (points)					Total Points	Duration	Spectators
				1	2	3	4	5			
19	30-Jul-2017	MEX - VEN									

Final 5-6

No	Date	Teams	Set	Result per set (points)					Total Points	Duration	Spectators
				1	2	3	4	5			
20	30-Jul-2017	DOM - USA									

Final 3-4

No	Date	Teams	Set	Result per set (points)					Total Points	Duration	Spectators
				1	2	3	4	5			
21	30-Jul-2017	CAN - CUB									





2017 Senior Men's Panamerican Cup

P-4 Collated results & ranking

Results as of 29 July 2017



Final 1-2

No	Date	Teams	Set	Result per set (points)					Total Points	Duration	Spectators
				1	2	3	4	5			
22	30-Jul-2017	ARG - PUR									

TEAM RANKING

Pool A

Rk	Code	Team	Matches			Pts	Results details						Sets			Points		
			W	L	T		3-0	3-1	3-2	2-3	1-3	0-3	W	L	Ratio	W	L	Ratio
1	CUB	Cuba	3	0	3	12	1	1	1	0	0	0	9	3	3.000	279	238	1.172
2	DOM	Dominican Republic	2	1	3	10	1	1	0	0	1	0	7	4	1.750	253	224	1.129
3	USA	United States	1	2	3	6	0	1	0	1	0	1	5	7	0.714	246	267	0.921
4	MEX	Mexico	0	3	3	2	0	0	0	0	2	1	2	9	0.222	215	264	0.814

Pool B

Rk	Code	Team	Matches			Pts	Results details						Sets			Points		
			W	L	T		3-0	3-1	3-2	2-3	1-3	0-3	W	L	Ratio	W	L	Ratio
1	ARG	Argentina	3	0	3	15	3	0	0	0	0	0	9	0	MAX	230	171	1.345
2	PUR	Puerto Rico	2	1	3	8	1	0	1	0	0	1	6	5	1.200	234	236	0.991
3	CAN	Canada	1	2	3	4	0	1	0	0	0	2	3	7	0.428	218	233	0.935
4	VEN	Venezuela	0	3	3	3	0	0	0	1	1	1	3	9	0.333	244	286	0.853





P-2 VOLLEYBALL • Match result



2017 Senior Men's Panamerican Cup
Classifications 5/8

Match: 15 **Date:** 28/07/2017 **Spectators:** 200
City: Gatineau, Canada
Hall: Arena Robert Guertin
Match duration: **Start:** 14:00 **End:** 15:58 **Total:** 1:58

Teams	Sets	1	2	3	4	5	Total
MEX	1	26	24	19	20		89
DOM	3	24	26	25	25		100
Set duration		0:29	0:29	0:26	0:23		1:47

Referees: BLANCO, Jose (VEN) & VASQUEZ, Juan Infante (CUB)

MEX • MEXICO		1	2	3	4	5	Pts
3	Garay Ridl (OP)	□	□	■	■		10
4	Ruiz Gonzalo (WS)	■	■	■	■		14
5	L Rangel Jesus (L)	L	L	L	L		
6	Perales Jesus (S)			□			1
8	Cruz Gabriel (MB)	□	■	■	■		10
10	Rangel Pedro (S)	■	■	■	■		6
11	Barajas Jorge (WS)	■	■	■	■		10
12	Martinez Jose (MB)	■	■	■	■		6
15	García Edson (MB)			□			1
16	Chávez Miguel (MB)	■					
17	Orellana Nestor (OP)	■	■		□		7
19	L Mendoza José (L)	L	L	L			
20	Duarte Julian (WS)	□	□	□			
23	Moreno Alejandro (WS)	□			□		

Coach: Jorge Miguel Azair L (MEX)
Assistant:

DOM • DOMINICAN REPUBLIC		1	2	3	4	5	Pts
3	Contrera Elvis (WS)	■	■	■	■		14
4	Hernandez Wilfrido (WS)	■	■	■	■		12
5	L Mieses Enger (L)	L	L	L	L		
6	Garcia Pedro (OP)	■	■	■	■		14
7	Frias Mario (MB)	□	□	□	□		4
8	Lopez Henry (WS)	□	□	□	□		
10	Abreu Francisco (S)	■	■	■	■		4
11	Caceres Jose (OP)	■	■	■	■		16
12	Arredondo Francisco (S)						
13	Mercedes Jonathan (MB)						
15	Paulino Richi (MB)	■	■				2
16	Diaz Cesar (WS)						

Coach: Gladston Orlando Sam (CUB)
Assistant: Jose Dante Mañon (DOM)

TEAMS AND PLAYERS PERFORMANCES

Won Pts	Total Atts	No Name	Scoring Skills	Won Pts	Total Atts	No Name
51	110	Total Team		52	99	Total Team
11	22	4 Ruiz Gonzalo (WS)	Spike	12	30	3 Contrera Elvis (WS)
10	20	3 Garay Ridl (OP)		11	21	6 Garcia Pedro (OP)
9	44	Total Team	Block	9	43	Total Team
4	12	8 Cruz Gabriel (MB)		4	14	11 Caceres Jose (OP)
2	4	4 Ruiz Gonzalo (WS)		2	8	6 Garcia Pedro (OP)
5	90	Total Team	Serve	5	99	Total Team
2	14	10 Rangel Pedro (S)		2	15	11 Caceres Jose (OP)
1	12	12 Martinez Jose (MB)		1	17	3 Contrera Elvis (WS)
24		Total Team	Opp. error	34		Total Team
89	244	Total Team	Total	100	241	Total Team

14	41	4 Ruiz Gonzalo (WS)	Best Scorer	16	45	11 Caceres Jose (OP)
----	----	---------------------	--------------------	----	----	----------------------

Excellent	Total Atts	No Name	Non scoring Skills	Excellent	Total Atts	No Name
24	85	Total Team		31	87	Total Team
6	10	19 Mendoza José (L)	Dig	8	18	5 Mieses Enger (L)
5	18	4 Ruiz Gonzalo (WS)		5	15	3 Contrera Elvis (WS)
71	105	Total Team	Set	63	94	Total Team
56	79	10 Rangel Pedro (S)		62	83	10 Abreu Francisco (S)
50	85	Total Team	Reception	46	71	Total Team
13	21	5 Rangel Jesus (L)	Success - Faults	17	23	3 Contrera Elvis (WS)
18	30	4 Ruiz Gonzalo (WS)	# Attempts	14	22	5 Mieses Enger (L)

■ Starting line-up Pts = Points scored [nn] = Captain
□ Substitute Atts = Attempts L = Libero
Opp = Opponent





P-2 VOLLEYBALL • Match result



2017 Senior Men's Panamerican Cup
Classifications 5/8

Match: 16 **Date:** 28/07/2017 **Spectators:** 150
City: Gatineau, Canada
Hall: Arena Robert Guertin
Match duration: Start: 16:40 End: 18:02 Total: 1:22

Teams	Sets	1	2	3	4	5	Total
VEN	0	23	14	20			57
USA	3	25	25	25			75
Set duration		0:27	0:24	0:25			1:16

Referees: ROBB, Andrew (CAN) & CHUNCO, Cristian (ARG)

VEN • VENEZUELA		1	2	3	4	5	Pts
1	Briceno Regulo (WS)	<input type="checkbox"/>		<input type="checkbox"/>			
2	Barreto Jhonlenn (WS)						
3	Gonzalez Fernando (WS)	■	■	■			7
4	L Mata Héctor(L)	L	L	L			
5	Rodriguez Emerson (OP)	■	■	■			11
7	Valencia Edson (MB)	■	■	■			10
9	Carrasco José (S)		<input type="checkbox"/>	<input type="checkbox"/>			
11	Verdi José (MB)	■	■	■			3
13	Martinez Ronald (MB)						
15	Arias Luis (OP)			<input type="checkbox"/>	<input type="checkbox"/>		2
17	Fayola Ronald (WS)	■	■	■			8
22	Velazquet Armando (S)	■	■	■			

Coach: RONALD SARTY (VEN)
Assistant: ANDRES MANZANILLO (VEN)

USA • UNITED STATES OF AMERICA		1	2	3	4	5	Pts
2	Jarman Price (MB)						
3	Stahl Mitchell (MB)	■	■	■			9
4	Jendryk II Jeffrey (MB)	■	■	■			6
7	Greene Jr. Arvis (OP)						
8	Sander Brenden (WS)						
9	Langlois Jake (WS)	■	■	■			10
11	Seif Jonah (S)	■	■	■			8
13	Arnitz Jacob (WS)						
14	Ensing Kyle (OP)	■	■	■			8
15	Wieczorek David (WS)	■	■	■			9
20	Stadick Scott (MB)						
21	Saeta Michael (S)		<input type="checkbox"/>	<input type="checkbox"/>	<input type="checkbox"/>		1
23	L Tuileta Jr. Larry (L)		L	L	L		
25	L Enriques Evan (L)						

Coach: Neilson, Robert (USA)
Assistant: Acosta De La Rosa, J (PUR)

TEAMS AND PLAYERS PERFORMANCES

Won Pts	Total Atts	No Name	Scoring Skills	Won Pts	Total Atts	No Name
33	80	Total Team		32	62	Total Team
9	25	5 Rodriguez Emerson (OP)	Spike	8	19	9 Langlois Jake (WS)
8	15	7 Valencia Edson (MB)		7	11	15 Wieczorek David (WS)
5	15	Total Team	Block	8	29	Total Team
2	7	7 Valencia Edson (MB)		2	6	3 Stahl Mitchell (MB)
1	1	17 Fayola Ronald (WS)		2	8	15 Wieczorek David (WS)
3	59	Total Team	Serve	11	73	Total Team
2	11	5 Rodriguez Emerson (OP)		4	15	11 Seif Jonah (S)
1	9	3 Gonzalez Fernando (WS)		3	13	3 Stahl Mitchell (MB)
16		Total Team	Opp. error	24		Total Team
57	154	Total Team	Total	75	164	Total Team

11	37	5 Rodriguez Emerson (OP)	Best Scorer	10	36	9 Langlois Jake (WS)
----	----	--------------------------	--------------------	----	----	----------------------

Excellent	Total Atts	No Name	Non scoring Skills	Excellent	Total Atts	No Name
15	65	Total Team		8	49	Total Team
7	18	4 Mata Héctor(L)	Dig	3	13	23 Tuileta Jr. Larry (L)
3	9	17 Fayola Ronald (WS)		2	7	11 Seif Jonah (S)
33	77	Total Team	Set	40	64	Total Team
24	53	22 Velazquet Armando (S)		37	53	11 Seif Jonah (S)
23	63	Total Team	Reception	30	49	Total Team
12	19	4 Mata Héctor(L)	Success - Faults	12	16	23 Tuileta Jr. Larry (L)
4	16	3 Gonzalez Fernando (WS)	# Attempts	11	22	15 Wieczorek David (WS)

■ Starting line-up Pts = Points scored [nn] = Captain
 Substitute Atts = Attempts L = Libero
 Opp = Opponent





P-2 VOLLEYBALL • Match result



2017 Senior Men's Panamerican Cup Semifinals

Match: 17 **Date:** 28/07/2017 **Spectators:** 800
City: Gatineau, Canada
Hall: Arena Robert Guertin
Match duration: Start: 20:47 End: 22:37 Total: 1:50

Teams	Sets	1	2	3	4	5	Total
CUB	1	25	17	22	21		85
PUR	3	16	25	25	25		91
Set duration		0:22	0:24	0:26	0:29		1:41

Referees: GONZALEZ, Daniel (MEX) & STANLEY, William (USA)

CUB • CUBA		1	2	3	4	5	Pts
2	Melgarejo Osniel (WS)					☐	
3	Yang Marlon (WS)						
4	Jimenez Javier Ernesto (WS)	■	■	■	■		9
5	Concepcion Javier Octavio (MB)	■	■	■	■		7
6	Sandoval Jose (MB)		☐	☐	■		4
7	L Garcia Yonder (L)	L	L	L	L		
9	Osoria Livan (MB)	■	■	■			3
10	Gutierrez Miguel David (OP)	■	■	■	■		14
14	Goide Adrian (S)	■	■	■	■		3
15	Albo Dariel (OP)		☐	☐	☐		4
18	Lopez Miguel Angel (WS)	■	■	■	■		16

Coach: NICLAS ERNESTO VIVES (CUB)
Assistant: YOSVANY MUÑOZ PEREZ (CUB)

PUR • PUERTO RICO		1	2	3	4	5	Pts
1	Morales Steven (MB)	■	■	■	■		10
2	Goas Edgardo (S)	■	■	■	■		5
3	Guzman Pablo (WS)	■	■	■	■		9
4	L Del Valle Dennis (L)	L	L	L	L		
6	Burgos Ramon (MB)		☐				
7	Iglesias Arturo (S)		☐				1
9	Maldonado Ulises (OP)		☐	☐			1
11	Torres Maurice (OP)	■	■	■	■		14
12	Lopez Kevin (WS)						
13	Sánchez Sequiel (WS)	■	■	■	■		10
14	Roman Mannix (MB)	■	■	■	■		8
16	Rodriguez Jonathan (MB)						
21	Vargas Pelegrin (WS)		☐				
24	L Cabrera Rivera Arnel (L)						

Coach: Ramón Hernandez (PUR)
Assistant: Carlos Rivera (PUR)

TEAMS AND PLAYERS PERFORMANCES

Won Pts	Total Atts	No Name
39	94	Total Team
13	32	18 Lopez Miguel Angel (WS)
12	28	10 Gutierrez Miguel David (OP)
19	50	Total Team
6	11	4 Jimenez Javier Ernesto
3	5	14 Goide Adrian (S)
2	86	Total Team
1	17	18 Lopez Miguel Angel (WS)
1	14	10 Gutierrez Miguel David (OP)
25		Total Team
85	230	Total Team

16	55	18 Lopez Miguel Angel (WS)
----	----	----------------------------

Excellent	Total Atts	No Name
17	67	Total Team
8	17	7 Garcia Yonder (L)
4	9	10 Gutierrez Miguel David (OP)
49	90	Total Team
47	82	14 Goide Adrian (S)
39	73	Total Team
26	47	18 Lopez Miguel Angel (WS)

Scoring Skills
Spike
Block
Serve
Opp. error
Total

Best Scorer
14

Non scoring Skills
Dig
Set
Reception
Success - Faults
Attempts

Won Pts	Total Atts	No Name
42	98	Total Team
11	29	11 Torres Maurice (OP)
8	12	1 Morales Steven (MB)
11	43	Total Team
5	8	14 Roman Mannix (MB)
2	10	1 Morales Steven (MB)
5	90	Total Team
2	13	13 Sánchez Sequiel (WS)
1	1	7 Iglesias Arturo (S)
33		Total Team
91	231	Total Team

14	52	11 Torres Maurice (OP)
----	----	------------------------

Excellent	Total Atts	No Name
20	62	Total Team
7	16	4 Del Valle Dennis (L)
5	12	11 Torres Maurice (OP)
60	90	Total Team
54	79	2 Goas Edgardo (S)
43	70	Total Team
22	30	3 Guzman Pablo (WS)
10	15	4 Del Valle Dennis (L)

■ Starting line-up Pts = Points scored [nn] = Captain
☐ Substitute Atts = Attempts L = Libero
Opp = Opponent





P-2 VOLLEYBALL • Match result



2017 Senior Men's Panamerican Cup Semifinals

Match: 18 **Date:** 28/07/2017 **Spectators:** 500
City: Gatineau, Canada
Hall: Arena Robert Guertin
Match duration: Start: 18:45 End: 20:05 Total: 1:20

Teams	Sets	1	2	3	4	5	Total
ARG	3	25	25	25			75
CAN	0	23	15	10			48
Set duration		0:29	0:25	0:20			1:14

Referees: BELTRE, Jose (DOM) & MARRERO, Miguel (PUR)

ARG • ARGENTINA		1	2	3	4	5	Pts
1	Toro Alejandro (WS)					☐	
2	Flores Fabian (MB)			☐	■		4
4	Cavanna Maximiliano (S)	☐	☐	☐			
5	L Fernandez Ignacio (L)	L	L	L			
6	Poglajen Cristian (WS)	☐	☐	☐			5
10	Bruno Nicolas (WS)	■	■	■			8
11	Solé Sebastian (MB)	■	■				5
12	Lima Bruno (OP)	■	■	■			14
13	Darraidou Santiago (OP)	☐	☐	☐			2
14	Crer Pablo (MB)	■	■	■			8
15	De Cecco Luciano (S)	■	■	■			2
16	L González Alexis (L)	L	L	L			
17	Imhoff Facundo (MB)					☐	
18	Ramos Martin (MB)	■	■	■			5

Coach: JULIO VELASCO (ARG)
Assistant: JULIAN ALVAREZ (ARG)

CAN • CANADA		1	2	3	4	5	Pts
1	Chancy Gabriel (S)	■	■	■			
2	Wojcik Robert (OP)	■	■	■			6
3	Schouten Casey (OP)						
6	L Riopel Olivier (L)	L	L				
7	Demyanenko Jimenez Danny (MB)						
11	Scheerhoorn Blake (WS)	■	■	■			8
12	Keturakis Byron (S)	☐	☐	☐			1
14	Burt Max (MB)						
15	L Duquette Bryan (L)					L	
17	Epp Tyler (MB)	■	■	■			6
20	Sclater Ryan (WS)	☐	☐	☐			
22	Koppers Brandon (WS)					■	5
23	McConkey Jordan (MB)	■	■	■			4
24	Brar Irvan (WS)	■	■				7

Coach: Larry McKay (CAN)
Assistant: Jason Haldane (CAN)

TEAMS AND PLAYERS PERFORMANCES

Won Pts	Total Atts	No Name	Scoring Skills	Won Pts	Total Atts	No Name
40	82	Total Team		30	100	Total Team
12	21	12 Lima Bruno (OP)	Spike	6	24	11 Scheerhoorn Blake (WS)
6	11	10 Bruno Nicolas (WS)		6	25	2 Wojcik Robert (OP)
12	35	Total Team	Block	7	34	Total Team
3	7	14 Crer Pablo (MB)		2	5	11 Scheerhoorn Blake (WS)
2	7	12 Lima Bruno (OP)		2	5	17 Epp Tyler (MB)
1	73	Total Team	Serve	0	50	Total Team
1	7	6 Poglajen Cristian (WS)		11		Total Team
22		Total Team	Opp. error	48	184	Total Team
75	190	Total Team	Total			Total Team

14	37	12 Lima Bruno (OP)	Best Scorer	8	38	11 Scheerhoorn Blake (WS)
----	----	--------------------	--------------------	---	----	---------------------------

Excellent	Total Atts	No Name	Non scoring Skills	Excellent	Total Atts	No Name
12	81	Total Team		8	75	Total Team
4	14	18 Ramos Martin (MB)	Dig	2	11	2 Wojcik Robert (OP)
3	9	5 Fernandez Ignacio (L)		2	11	6 Riopel Olivier (L)
39	81	Total Team	Set	31	94	Total Team
30	53	15 De Cecco Luciano (S)		23	51	1 Chancy Gabriel (S)
17	38	Total Team	Reception	30	65	Total Team
7	13	10 Bruno Nicolas (WS)	Success - Faults	10	13	6 Riopel Olivier (L)
4	8	12 Lima Bruno (OP)	# Attempts	7	13	24 Brar Irvan (WS)

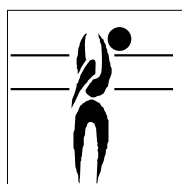

■ Starting line-up Pts = Points scored [nn] = Captain
 ☐ Substitute Atts = Attempts L = Libero
 Opp = Opponent





P-5 VOLLEYBALL • Players ranking by skills

2017 Senior Men's Panamerican Cup



Best Scorers

Rk	No	Name	Team	Spike	Block	Serve	Total
1	10	Gutierrez Miguel David (OP)	CUB	61	8	8	77
2	11	Torres Maurice (OP)	PUR	60	4	9	73
3	5	Rodriguez Emerson (OP)	VEN	66	1	5	72
3	3	Contrera Elvis (WS)	DOM	65	3	4	72
5	18	Lopez Miguel Angel (WS)	CUB	54	5	8	67
6	11	Caceres Jose (OP)	DOM	50	9	4	63
7	13	Sánchez Sequiel (WS)	PUR	51	1	8	60
8	6	Garcia Pedro (OP)	DOM	49	3	5	57
9	4	Hernandez Wilfrido (WS)	DOM	38	8	6	52
10	3	Guzman Pablo (WS)	PUR	40	4	5	49
11	3	Schouten Casey (OP)	CAN	35	2	6	43
11	9	Langlois Jake (WS)	USA	37	4	2	43
13	7	Valencia Edson (MB)	VEN	29	4	9	42
13	3	Stahl Mitchell (MB)	USA	20	12	10	42
15	20	Sclater Ryan (WS)	CAN	37	2	2	41
16	1	Morales Steven (MB)	PUR	32	8	0	40
17	12	Lima Bruno (OP)	ARG	35	4	0	39
18	3	Garay Ridl (OP)	MEX	37	0	1	38
18	3	Gonzalez Fernando (WS)	VEN	32	3	3	38
18	14	Roman Mannix (MB)	PUR	21	12	5	38
21	11	Barajas Jorge (WS)	MEX	33	0	1	34
21	14	Ensing Kyle (OP)	USA	31	1	2	34
23	22	Koppers Brandon (WS)	CAN	20	10	2	32
24	14	Crer Pablo (MB)	ARG	18	10	3	31
25	4	Jimenez Javier Ernesto (WS)	CUB	15	11	4	30
26	11	Solé Sebastian (MB)	ARG	26	3	0	29
26	4	Jendryk II Jeffrey (MB)	USA	23	4	2	29
28	4	Ruiz Gonzalo (WS)	MEX	23	3	2	28
29	8	Sander Brenden (WS)	USA	22	4	1	27
29	11	Seif Jonah (S)	USA	11	9	7	27
31	7	Demyanenko Jimenez Danny (MB)	CAN	14	11	1	26
32	6	Poglajen Cristian (WS)	ARG	18	1	6	25
32	17	Orellana Nestor(OP)	MEX	22	0	3	25
32	11	Verdi José (MB)	VEN	20	5	0	25
32	5	Concepcion Javier Octavio (MB)	CUB	21	4	0	25
36	17	Fayola Ronald (WS)	VEN	19	3	2	24
36	15	Wieczorek David (WS)	USA	20	3	1	24
38	12	Keturakis Byron (S)	CAN	9	8	5	22
39	18	Ramos Martin (MB)	ARG	18	3	0	21
39	9	Osoria Livan (MB)	CUB	11	7	3	21
39	24	Brar Irvan (WS)	CAN	19	2	0	21
42	12	Martinez Jose (MB)	MEX	14	4	1	19
42	14	Burt Max (MB)	CAN	15	4	0	19
42	7	Greene Jr. Arvis (OP)	USA	18	1	0	19
45	8	Lopez Henry (WS)	DOM	11	2	4	17
46	10	Bruno Nicolas (WS)	ARG	14	2	0	16
46	16	Chávez Miguel(MB)	MEX	11	3	2	16
48	20	Duarte Julian (WS)	MEX	14	0	0	14
49	2	Wojcik Robert (OP)	CAN	12	1	0	13
49	11	Scheerhoorn Blake (WS)	CAN	11	2	0	13
Total tournament				1,517	267	179	1,963





P-5 VOLLEYBALL • Players ranking by skills

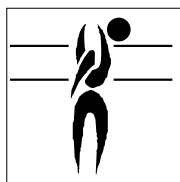
2017 Senior Men's Panamerican Cup



Best Spikers

Limit: 15.00%

Rk	No	Name	Team	Spikes	Faults	Shots	Total Attempts	Succ. %
1	11	Caceres Jose (OP)	DOM	50	13	23	86	58.14
2	10	Gutierrez Miguel David (OP)	CUB	61	23	29	113	53.98
3	6	Garcia Pedro (OP)	DOM	49	20	23	92	53.26
4	5	Rodriguez Emerson (OP)	VEN	66	26	32	124	53.23
5	11	Torres Maurice (OP)	PUR	60	23	30	113	53.10
6	12	Lima Bruno (OP)	ARG	35	9	26	70	50.00
7	3	Guzman Pablo (WS)	PUR	40	13	27	80	50.00
8	3	Schouten Casey (OP)	CAN	35	8	28	71	49.30
9	11	Barajas Jorge (WS)	MEX	33	12	22	67	49.25
10	4	Hernandez Wilfrido (WS)	DOM	38	14	26	78	48.72
Total Tournament				1,517	510	1,185	3,212	47.23



Best Blockers

Rk	No	Name	Team	Kill Blocks	Faults	Rebounds	Total Attempts	Avg. by set
1	14	Crer Pablo (MB)	ARG	10	6	7	23	0.83
2	4	Jimenez Javier Ernesto (WS)	CUB	11	7	5	23	0.69
3	7	Demyanenko Jimenez Danny (MB)	CAN	11	6	10	27	0.65
4	3	Stahl Mitchell (MB)	USA	12	15	13	40	0.63
5	14	Roman Mannix (MB)	PUR	12	12	6	30	0.63
6	22	Koppers Brandon (WS)	CAN	10	5	4	19	0.59
7	10	Gutierrez Miguel David (OP)	CUB	8	5	4	17	0.50
8	12	Keturakis Byron (S)	CAN	8	6	8	22	0.47
9	11	Seif Jonah (S)	USA	9	16	8	33	0.47
10	11	Caceres Jose (OP)	DOM	9	21	11	41	0.47
Total Tournament				267	564	396	1,227	4.05



Best Servers


Rk	No	Name	Team	Aces	Faults	Serve Hits	Total Attempts	Avg. by set
1	7	Valencia Edson (MB)	VEN	9	14	32	55	0.60
2	3	Stahl Mitchell (MB)	USA	10	14	37	61	0.53
3	6	Poglajen Cristian (WS)	ARG	6	5	21	32	0.50
4	10	Gutierrez Miguel David (OP)	CUB	8	12	37	57	0.50
5	18	Lopez Miguel Angel (WS)	CUB	8	16	37	61	0.50
6	11	Torres Maurice (OP)	PUR	9	18	46	73	0.47
7	13	Sánchez Sequiel (WS)	PUR	8	10	51	69	0.42
8	11	Seif Jonah (S)	USA	7	8	43	58	0.37
9	3	Schouten Casey (OP)	CAN	6	8	28	42	0.35
10	5	Rodriguez Emerson (OP)	VEN	5	12	36	53	0.33
Total Tournament				179	501	2,214	2,894	2.71





P-5 VOLLEYBALL • Players ranking by skills

2017 Senior Men's Panamerican Cup




Best Diggers

Rk	No	Name	Team	Digs	Faults	Receptions	Total Attempts	Avg. by set
1	15	Duquette Bryan (L)	CAN	25	25	21	71	1.47
2	7	Garcia Yonder (L)	CUB	18	21	20	59	1.13
3	5	Mieses Enger (L)	DOM	21	17	22	60	1.11
4	4	Del Valle Dennis (L)	PUR	20	26	16	62	1.05
5	4	Mata Héctor(L)	VEN	15	19	19	53	1.00
6	23	Tuileta Jr. Larry (L)	USA	15	21	22	58	0.79
7	10	Bruno Nicolas (WS)	ARG	8	7	12	27	0.67
8	12	Lima Bruno (OP)	ARG	8	9	14	31	0.67
9	3	Gonzalez Fernando (WS)	VEN	10	17	19	46	0.67
10	10	Abreu Francisco (S)	DOM	12	15	30	57	0.63
Total Tournament				435	1,079	1,032	2,546	6.59



Best Setters

Rk	No	Name	Team	Running Sets	Faults	Still Sets	Total Attempts	Avg. by set
1	10	Abreu Francisco (S)	DOM	168	3	192	363	8.84
2	2	Goas Edgardo (S)	PUR	163	4	169	336	8.58
3	14	Goide Adrian (S)	CUB	134	3	171	308	8.38
4	11	Seif Jonah (S)	USA	131	2	186	319	6.89
5	10	Rangel Pedro (S)	MEX	103	5	95	203	6.87
6	15	De Cecco Luciano (S)	ARG	77	1	124	202	6.42
7	22	Velazquet Armando (S)	VEN	89	3	147	239	5.93
8	12	Keturakis Byron (S)	CAN	98	6	156	260	5.76
9	6	Perales Jesus (S)	MEX	43	1	52	96	2.87
10	1	Chancy Gabriel (S)	CAN	45	-	71	116	2.65
Total Tournament				1,166	42	1,833	3,041	17.67



Best Receivers

Limit: 20.00%


Rk	No	Name	Team	Excellents	Faults	Serve Receptions	Total Attempts	Eff. %
1	10	Bruno Nicolas (WS)	ARG	26	1	21	48	52.08
2	23	Tuileta Jr. Larry (L)	USA	45	5	28	78	51.28
3	16	González Alexis (L)	ARG	28	-	28	56	50.00
4	4	Mata Héctor(L)	VEN	43	5	28	76	50.00
5	5	Mieses Enger (L)	DOM	49	8	25	82	50.00
6	4	Del Valle Dennis (L)	PUR	42	7	26	75	46.67
7	18	Lopez Miguel Angel (WS)	CUB	54	2	56	112	46.43
8	3	Guzman Pablo (WS)	PUR	53	6	56	115	40.87
9	5	Rangel Jesus (L)	MEX	42	5	44	91	40.66
10	4	Ruiz Gonzalo (WS)	MEX	35	7	28	70	40.00
Total Tournament				1,016	188	1,185	2,389	34.66





P-5 VOLLEYBALL • Players ranking by skills

2017 Senior Men's Pan American Cup



Best Liberos

Rk	No	Name	Team	Excellents	Faults	In play	Total attempts	Avg. by set
1	4	Mata Héctor(L)	VEN	58	24	47	129	3.87
2	7	Garcia Yonder (L)	CUB	59	31	53	143	3.69
3	5	Mieses Enger (L)	DOM	70	25	47	142	3.68
4	5	Rangel Jesus (L)	MEX	51	15	59	125	3.40
5	4	Del Valle Dennis (L)	PUR	62	33	42	137	3.26
6	23	Tuileta Jr. Larry (L)	USA	60	26	50	136	3.16
7	15	Duquette Bryan (L)	CAN	52	28	55	135	3.06
8	16	González Alexis (L)	ARG	29	2	32	63	2.42
9	6	Riopel Olivier (L)	CAN	20	9	13	42	1.18
10	5	Fernandez Ignacio (L)	ARG	7	8	16	31	0.58



BREAKING NEWS





P-6 VOLLEYBALL • Teams ranking by skills

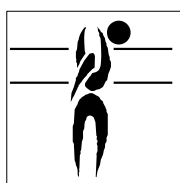
2017 Senior Men's Panamerican Cup



Best Spikers

Limit: 15.00%

Rk	Team	Spikes	Faults	Shots	Total Attempts	Succ. %
1	DOM DOMINICAN REPUBLIC	236	77	150	463	50.97
2	PUR PUERTO RICO	221	68	150	439	50.34
3	ARG ARGENTINA	157	38	118	313	50.16
4	CUB CUBA	177	64	116	357	49.58
5	MEX MEXICO	169	67	130	366	46.17
6	VEN VENEZUELA	176	74	133	383	45.95
7	USA UNITED STATES OF AMERICA	191	65	184	440	43.41
8	CAN CANADA	190	57	204	451	42.13
Total Tournament		1,517	510	1,185	3,212	47.23



Best Blockers

Rk	Team	Kill Blocks	Faults	Rebounds	Total Attempts	Avg. by set
1	CUB CUBA	51	60	30	141	3.19
2	CAN CANADA	46	71	58	175	2.71
3	ARG ARGENTINA	28	48	58	134	2.33
4	USA UNITED STATES OF AMERICA	40	96	66	202	2.11
5	PUR PUERTO RICO	34	76	46	156	1.79
6	DOM DOMINICAN REPUBLIC	31	88	41	160	1.63
7	MEX MEXICO	21	66	62	149	1.40
8	VEN VENEZUELA	16	59	35	110	1.07
Total Tournament		267	564	396	1,227	4.05



Best Servers


Rk	Team	Aces	Faults	Serve Hits	Total Attempts	Avg. by set
1	CUB CUBA	27	59	275	361	1.69
2	USA UNITED STATES OF AMERICA	31	76	295	402	1.63
3	PUR PUERTO RICO	29	66	322	417	1.53
4	DOM DOMINICAN REPUBLIC	27	66	346	439	1.42
5	VEN VENEZUELA	20	60	226	306	1.33
6	ARG ARGENTINA	13	41	246	300	1.08
7	MEX MEXICO	16	57	236	309	1.07
8	CAN CANADA	16	76	268	360	0.94
Total Tournament		179	501	2,214	2,894	2.71





P-6 VOLLEYBALL • Teams ranking by skills

2017 Senior Men's Panamerican Cup



Best Diggers

Rk	Team	Digs	Faults	Receptions	Total Attempts	Avg. by set
1	ARG ARGENTINA	45	81	132	258	3.75
2	DOM DOMINICAN REPUBLIC	71	141	167	379	3.74
3	CAN CANADA	63	166	147	376	3.71
4	VEN VENEZUELA	54	132	116	302	3.60
5	PUR PUERTO RICO	63	160	124	347	3.32
6	MEX MEXICO	46	133	110	289	3.07
7	CUB CUBA	46	119	115	280	2.88
8	USA UNITED STATES OF AMERICA	47	147	121	315	2.47
Total Tournament		435	1,079	1,032	2,546	6.59



Best Setters

Rk	Team	Running Sets	Faults	Still Sets	Total Attempts	Avg. by set
1	MEX MEXICO	155	6	196	357	10.33
2	DOM DOMINICAN REPUBLIC	176	6	260	442	9.26
2	PUR PUERTO RICO	176	6	221	403	9.26
4	ARG ARGENTINA	105	1	188	294	8.75
5	CUB CUBA	137	3	200	340	8.56
6	CAN CANADA	145	8	272	425	8.53
7	VEN VENEZUELA	123	6	240	369	8.20
8	USA UNITED STATES OF AMERICA	149	6	256	411	7.84
Total Tournament		1,166	42	1,833	3,041	17.67



Best Receivers

Limit: 20.00%

Rk	Team	Excellents	Faults	Serve Receptions	Total Attempts	Eff. %
1	ARG ARGENTINA	83	4	89	176	44.89
2	CAN CANADA	144	18	167	329	38.30
3	PUR PUERTO RICO	143	26	158	327	35.78
4	CUB CUBA	117	21	133	271	35.42
5	DOM DOMINICAN REPUBLIC	139	25	163	327	34.86
6	USA UNITED STATES OF AMERICA	149	28	175	352	34.38
7	MEX MEXICO	129	35	138	302	31.13
8	VEN VENEZUELA	112	31	162	305	26.56
Total Tournament		1,016	188	1,185	2,389	34.66





Argentina and Puerto Rico to play for Men's Pan American Cup final in Gatineau



Gatineau, Canada, July 29.- Argentina and Puerto Rico will meet in the final of the Men's Pan American Cup as the Islanders defeated defending champions Cuba 3-1 (16-25, 25-17, 25-22 and 25-21) in almost two hours at Gatineau's Robert Guertin Arena.

Neither Argentina or Puerto Rico have won the continental

tournament. The South Americans will play their third straight final and Puerto Rico will play its first one in 10 years.

In a Caribbean derby, both teams exchanged points early in the opening set, with Puerto Rico taking an 8-6 lead the first technical timeout. The score stayed even at 12, but Cuba moved ahead with a solid block and an efficient attack by Miguel David Gutierrez and Miguel Angel Lopez. Livan Osoria was also key blocking in the net and Lopez scored an ace to break away as Cubans went on to post an easy 25-16 win.

The Puerto Ricans did not give up and pushed right from the start of the second set. Mannix Roman caused damage from the service line. A smart serve from Edgardo Goas added up as the Cubans could not stop their Caribbean rivals who took a comfortable 16-8 lead. Cubans reacted and closed the gap to 12-16 but Ulises Maldonado and Maurice Torres put Puerto Rico back on track with a solid attack and Torres added an ace. Steven Morales and Arturo Iglesias stood to a double block to close the set 25-17.

Miguel David Gutierrez led the Cubans at the start of the third match, producing to solid attacks and an ace, but Puerto Rico bounced back and blocked the Cuban spiker twice to take the lead 9-6 after five consecutive points. Cuba recovered but Puerto Rico managed to stay in front by three points at the second technical timeout.

The defending champions only managed one good block to close the gap 15-16, but faced problems in the reception to see the gap increased to 17-21. Dariel Albo, who replaced Gutierrez and both Javier Jimenez and Conception started to block their opponents' attack



again to put their time back in contention to tie the set at 22. Manix Roman and Pablo Guzman Rico blocked the Cuban spikers twice to take the third period 25-22.

The Cuban block started to perform well again in the fourth set to put the team in front 8-5. But Puerto Rico kept the pressure. Maurice Torres started to hit more efficiently and join Steve Roman in the block to regain the lead 16-15. Miguel Angel Lopez blocked Torres and produced a good attack to keep the score even at 20.

Puerto Rico broke away from that point. Pablo Guzman scored an ace and Mannix Roman, Sequiel Sanchez and Edgardo Goas followed with a block to pave the way for a 25-21 and a historic win.

Maurice Torres led the Puerto Ricans with 14 points as Steven Morales and Sequiel Sanchez added 10 each. Miguel Angel Lopez scored 16 for Cuba, two more than Miguel David Gutierrez.

Nicolas Vives: “We played extremely bad. They were very anxious and desperate. Our substitutes were very inconsistent and the reception continued to be our weakest point. We had what it takes to win this match, but Puerto Rico played better and they deserve the win. We will come back tomorrow and fight for a medal, one of our goals here. Puerto Rico is a strong rival and we need to prepare better next time we meet at the World Championships qualifier.”

Ramón Hernández, coach of Puerto Rico: “We just made history; we are going to play the final against probably the best team in the tournament, and it’s our first final in the Pan Am Cup. We’re really happy with our performance tonight and our performance throughout the tournament. The team has been growing every time we have an opportunity to play. I’m really happy and satisfied with the way our team is playing.”

Maurice Torres, opposite, Puerto Rico: “The team played fantastic. I personally had a lot of ups and downs, but the team pulled together. Everyone from the first guy on the court to the last guy on the bench played a role in today’s match and to make history like this – being able to win a medal for the first time in seven years is a great, great opportunity for us in the first tournament of the new Olympic cycle. So things are looking up, which was exactly what we were hoping for.”



Argentina to play 12th Men's Pan American Cup final after beating Canada.



Gatineau, Canada, July 29.- Argentina will play the final of the 12th Men's Pan American Cup after beating Canada 3-0 (25-23, 25-15 and 25-10) in one hour and 20 minutes at Gatineau's Robert Guertin Arena.

Unbeaten in four matches and yet to lose a set in the competition, the South American

squad will play their third consecutive final in this tournament, against the winner between Puerto Rico and defending champions Cuba. Winner of six medals, Argentina wants to join a selective group of four countries that have won the continental trophy in its 11-year history.

Canada, fielding a younger team after claiming an historic bronze at the FIVB World League, will play for the bronze on Sunday, the same medal they won at the 2016 edition.

In a rematch of the preliminary round two days earlier, both countries played an even first set, with only one point separating both teams at the second technical timeout. The match stayed even at 21, but Argentina found an extra gear to take the win 25-23.

The South American squad found again strong opposition from the host country in the first third of the second set. With Canadian libero Olivier Riopel playing in his hometown, Canada trailed 7-8 at the first technical timeout. But Sebastian Sole and Bruno Lima proved to be unstoppable from the hitting line and the block also contributed as Argentina broke away in front 18-11. Canada tried new players today but could not stop their rivals who took the second set 25-15.

Fabian Flores and Pablo Crer were two towers in the net for the Argentineans, who managed to break away early the third set. Their defense also performed at a high level to put them 16-6 in front. The tall and young Canadian kept fighting, but Argentineans proved too strong to win and qualify to Sunday's final.

Opposite Bruno Lima led Argentina with 14 points as Nicolas Bruno and Pablo Crer contributed with eight each. Blake Scheerhoorn was Canada's top scorer with eight points.



Julio Velasco, head coach of Argentina: Canada usually starts well, but they lack experience and makes many mistakes. That made our job easier, but our team also played well. We need to improve certain things, especially in the opening set. It's very important to play these matches. We haven't played in a long time. I don't want to predict who will win the final. It's bad omen, but will be a better match to prepare for the South American Championships."

Larry McKay, coach of Canada: "We played Argentina, one of the better teams in the world, six sets in total, and three of which we right there with them, and the other three sets we saw the big gap between where we want to be and where we are right now. I'm not saying we're at that level because we're not, but it was exciting to be in there. Their coach is a legend in international volleyball and having him around the gyms in Gatineau all week has been tremendous."

USA to play for 5th place after 3-0 win over Venezuela at Pan American Cup.



Gatineau, Canada, July 29.- The United States will play for the 5th place of the 12th Men's Pan American Cup after sweeping Venezuela 3-0 (25-22, 25-14 and 25-20) at Gatineau's Robert Guertin Arena.

The team of the Bars and Stripes will meet the

Dominican Republic in a rematch for the fifth place on Sunday. The Caribbean side won in the three sets during the preliminary round.

Both Venezuela and the United States played evenly matched in the opening set, with the USA taking a narrow 16-15 led at the second technical timeout. Mitchell Stahl produced two aces to increase the gap to 22-17. Venezuela kept fighting and got closer 22-23, but left-handed player Michael Saeta came from the bench and scored an ace to win 25-22.



In the second set, the Americans showed their status as the tallest team of the tournament. Jeffrey Jendryk II, Jonah Seif and David Wieczorek were three towers for the Venezuelan spikers. Kyle Ensing's hitting also found space in their rivals' defense to seal the win 25-14. Venezuela regrouped and fought hard in the third set, trailing the Americans 6-8 and 13-16 at the technical timeouts. The block and a strong served made the difference again as the USA finished 25-20 to secure the win in one hour and 22 minutes.

Jake Langlois was the USA's top scorer with 10 points. He was also supported by David Wieczorek (9), Kyle Ensing and captain Jonah Seif with eight each. Emerson Rodriguez and Edson Valencia led the Venezuelan offensive with 11 and 10 points, respectively.

Robert Neilson, head coach of the US team: "Today, we played very good from the service line, and received the ball very well. For sure it was an overall better match today. I'm excited for the guys, and hopefully we're moving in the right direction. This is a young group – we have players that are still in university and they are learning what it takes to compete at an international level. It's the quality of touches and quality of shots. We're learning and sometimes we're taking some hard knocks, but we're progressing, and I'm pleased with that."

USA player Kyle Ensing: "Today and even yesterday we had a nice response to our bad game (loss to Dominican Republic). I think we can do even more. Our passing game and setting game worked today; it was a real team effort."

Edson Valencia, main blocker for Venezuela: "Their height and consistency throughout the match made the difference. We had some down moments and it was very costly. Their service is hard. It is an advantage for them. We do not have as many strong servers at home. We could not keep a consistent game. Matches are lost in the middle of the set. We will continue to gain experience and tune-up in preparation for the South American Championships and the World Championships qualifier".



Dominican Republic beats Mexico 3-1 and advances to match for 5th place at Pan American Cup.



Gatineau, Canada, July 29.- The Dominican Republic beat Mexico 3-1 (24-26, 26-24, 25-19 and 25-20) for the second time in three days to advance to the match for the fifth place of the 12th Men's Pan American Cup at Gatineau's Robert Arena.

Both teams were set for a rematch two days after the Caribbean side won also in four sets. Both teams played evenly matched, but the Mexicans, with a great setting by Pedro Rangel, got the edge 26-24 in the opening set.

Both squads kept the score very close throughout the second set, with the Caribbean side leading 8-6 and 16-14 at the technical timeouts. Left-handed player Ridel Garay's spikes found room in the Dominican defense to move ahead 22-20, but the Dominicans fought back and tied at 23, before captain Wilfrido Hernandez and Jose Caceres' attacks led them to win the set 26-24 to even the match.

Mario Frias, Elvis Contreras and Caceres kept the Caribbean team on top 8-5 early in the third set. Mexico's Jorge Barajas caused some damage from the service line and narrowed the gap, before Contreras produced an ace to give his team 16-12 lead. They increased it to 19-14. Pedro Rangel and Gonzalo Ruiz kept Mexico in contention, but 2.10m tall Caceres responded again in the attack as Dominicans managed to take the set 25-19.

In the fourth set, both teams continued to exchange points. Jorge Barajas and Gabriel Cruz blocked the Dominican attack to take the upper hand 8-7 at the first technical timeout. Wilfredo Hernandez scored an ace and Contreras was again solid in the attack to bring the Caribbean side 16-12 ahead. Pablo Garcia joined them with solid spikes. Setter Francisco



Abreu dumped the ball twice and Wilfrido Hernandez finished it off with a solid hit from the left angle.

Jose Caceres was the top scorer for the Dominican Republic with 16 points, followed by Elvis Contreras and Pedro Garcia with 14 each, and Wilfrido Hernandez (12). Gonzalo Ruiz led the Mexican offense with 14 points. Ridl Garay, Gabriel Cruz and Jorge Barajas each scored 10.

The Dominican Republic will play the winner of the Venezuela-USA match for the fifth place. The loser will take on Mexico for the seventh place.

Jorge Azair, head coach of Mexico: “We started well in the first set and we could have won the second. We have to improve our finish. We have struggled in that aspect this year. I would like to think it part of the transition with a new group of players. I would like to congratulate the Dominican Republic. WE will need to prepare for tomorrow’s game and more importantly the qualifiers for the World Championships.”

Orlando Samuel Blackwood, coach of the Dominican Republic: “It was a so-so match for us, my team is up and down; we need to be more consistent. Sometimes we play well and sometimes we don’t play well, but we managed to win in four and I’m happy about that. It’s a very busy schedule – six games in a row, so the players are tired. Now we must wait to see who wins between USA and Venezuela to see who we play.”