



Match: 22 **Date:** 12/11/2023 **Spectators:** 1,600
City: Poza Rica, Veracruz
Hall: Gimnasio Municipal Miguel Hidalgo
Match duration: **Start:** 12:52 **End:** 14:14 **Total:** 1:22


| Teams | Sets | 1 | 2 | 3 | 4 | 5 | Total |
|------------------|----------|------|------|------|---|---|-------|
| CRC | 0 | 11 | 12 | 22 | | | 45 |
| CUB | 3 | 25 | 25 | 25 | | | 75 |
| Duration: | | 0:21 | 0:21 | 0:30 | | | 1:12 |



|  Attack | Rk | No | Name | Pos. | Attacks | Faults | Shots | Total Attempts | Succ. % |
|---|----|---------------------------|-------------------------------|------|---------|--------|-------|----------------|---------|
| | 1 | 5 | Soto De Franco Julian David | MB | 12 | 1 | 6 | 19 | 63.16 |
| | 2 | 12 | Farley Noguera Derek | MB | 5 | 3 | 9 | 17 | 29.41 |
| | 3 | 8 | Morales Sánchez Ignacio | OP | 3 | 3 | 9 | 15 | 20.00 |
| | 4 | 9 | Vargas Arik Deniz | OH | 3 | 3 | 10 | 16 | 18.75 |
| | - | 1 | Gutiérrez Gómez Jose Andrés | L | 0 | 0 | 0 | 0 | |
| | - | 2 | Smith Torres Ethan | OP | 0 | 0 | 0 | 0 | |
| | - | 4 | Vargas Pemberton Liam Mattías | S | 0 | 0 | 0 | 0 | |
| | - | 7 | Córdoba Morales Gabriel | S | 2 | 2 | 5 | 9 | |
| | - | 10 | Watson Brenes Moises | MB | 1 | 0 | 0 | 1 | |
| - | 11 | Vega Oviedo Jean Carlo | MB | 0 | 0 | 1 | 1 | | |
| - | 17 | Monge Sánchez Ángel Caleb | OH | 1 | 0 | 3 | 4 | | |
| - | 23 | López Porras Óscar Andrés | MB | 0 | 0 | 0 | 0 | | |
| Total Team | | | | | 27 | 12 | 43 | 82 | 32.93 |

Limit: 15.00%

|  Block | Rk | No | Name | Pos. | Kill Blocks | Faults | Rebounds | Total Attempts | Avg. by set |
|---|----|---------------------------|-------------------------------|------|-------------|--------|----------|----------------|-------------|
| | 1 | 5 | Soto De Franco Julian David | MB | 1 | 3 | 3 | 7 | 0.33 |
| | | 8 | Morales Sánchez Ignacio | OP | 1 | 3 | 1 | 5 | 0.33 |
| | - | 1 | Gutiérrez Gómez Jose Andrés | L | 0 | 0 | 0 | 0 | |
| | - | 2 | Smith Torres Ethan | OP | 0 | 0 | 0 | 0 | |
| | - | 4 | Vargas Pemberton Liam Mattías | S | 0 | 0 | 0 | 0 | |
| | - | 7 | Córdoba Morales Gabriel | S | 0 | 3 | 1 | 4 | |
| | - | 9 | Vargas Arik Deniz | OH | 0 | 4 | 1 | 5 | |
| | - | 10 | Watson Brenes Moises | MB | 0 | 0 | 0 | 0 | |
| | - | 11 | Vega Oviedo Jean Carlo | MB | 0 | 1 | 2 | 3 | |
| - | 12 | Farley Noguera Derek | MB | 0 | 3 | 2 | 5 | | |
| - | 17 | Monge Sánchez Ángel Caleb | OH | 0 | 0 | 0 | 0 | | |
| - | 23 | López Porras Óscar Andrés | MB | 0 | 0 | 1 | 1 | | |
| Total Team | | | | | 2 | 17 | 11 | 30 | 0.67 |


|  Serve | Rk | No | Name | Pos. | Aces | Faults | Serve Hits | Total Attempts | Avg. by set |
|--|----|---------------------------|-------------------------------|------|------|--------|------------|----------------|-------------|
| | 1 | 8 | Morales Sánchez Ignacio | OP | 2 | 0 | 7 | 9 | 0.67 |
| | 2 | 12 | Farley Noguera Derek | MB | 1 | 0 | 7 | 8 | 0.33 |
| | - | 1 | Gutiérrez Gómez Jose Andrés | L | 0 | 0 | 0 | 0 | |
| | - | 2 | Smith Torres Ethan | OP | 0 | 0 | 1 | 1 | |
| | - | 4 | Vargas Pemberton Liam Mattías | S | 0 | 1 | 1 | 2 | |
| | - | 5 | Soto De Franco Julian David | MB | 0 | 1 | 5 | 6 | |
| | - | 7 | Córdoba Morales Gabriel | S | 0 | 1 | 6 | 7 | |
| | - | 9 | Vargas Arik Deniz | OH | 0 | 0 | 6 | 6 | |
| | - | 10 | Watson Brenes Moises | MB | 0 | 1 | 1 | 2 | |
| - | 11 | Vega Oviedo Jean Carlo | MB | 0 | 0 | 2 | 2 | | |
| - | 17 | Monge Sánchez Ángel Caleb | OH | 0 | 1 | 1 | 2 | | |
| - | 23 | López Porras Óscar Andrés | MB | 0 | 0 | 3 | 3 | | |
| Total Team | | | | | 3 | 5 | 40 | 48 | 1.00 |


| Team | Total Team | 13 | 12 | | 25 | |
|------|------------|----|----|--|----|--|
| | Total Team | 13 | 12 | | 25 | |

P-3 Match players ranking

(Places 3 and 4)

|  Dig | Rk | No | Name | Pos. | Digs | Faults | Receptions | Total Attempts | Avg. by set |
|--|----|-------------------------------|-----------------------------|------|------|--------|------------|----------------|-------------|
| | 1 | 1 | Gutiérrez Gómez Jose Andrés | L | 11 | 5 | 5 | 21 | 3.67 |
| | | 12 | Farley Noguera Derek | MB | 11 | 6 | 2 | 19 | 3.67 |
| | 3 | 5 | Soto De Franco Julian David | MB | 5 | 1 | 2 | 8 | 1.67 |
| | | 9 | Vargas Arik Deniz | OH | 5 | 2 | 2 | 9 | 1.67 |
| | 5 | 7 | Córdoba Morales Gabriel | S | 1 | 1 | 1 | 3 | 0.33 |
| | | 8 | Morales Sánchez Ignacio | OP | 1 | 2 | 1 | 4 | 0.33 |
| | | 11 | Vega Oviedo Jean Carlo | MB | 1 | 0 | 0 | 1 | 0.33 |
| | | 23 | López Porras Óscar Andrés | MB | 1 | 1 | 0 | 2 | 0.33 |
| | - | 2 | Smith Torres Ethan | OP | 0 | 0 | 0 | 0 | |
| - | 4 | Vargas Pemberton Liam Mattías | S | 0 | 0 | 1 | 1 | | |
| - | 10 | Watson Brenes Moises | MB | 0 | 0 | 0 | 0 | | |
| - | 17 | Monge Sánchez Ángel Caleb | OH | 0 | 1 | 0 | 1 | | |
| Total Team | | | | | 36 | 19 | 14 | 69 | 12.00 |

|  Set | Rk | No | Name | Pos. | Running Sets | Faults | Still Sets | Total Attempts | Avg. by set |
|--|----|---------------------------|-------------------------------|------|--------------|--------|------------|----------------|-------------|
| | 1 | 7 | Córdoba Morales Gabriel | S | 2 | 2 | 63 | 67 | 0.67 |
| | 2 | 4 | Vargas Pemberton Liam Mattías | S | 1 | 1 | 12 | 14 | 0.33 |
| | - | 1 | Gutiérrez Gómez Jose Andrés | L | 0 | 0 | 0 | 0 | |
| | - | 2 | Smith Torres Ethan | OP | 0 | 0 | 0 | 0 | |
| | - | 5 | Soto De Franco Julian David | MB | 0 | 1 | 0 | 1 | |
| | - | 8 | Morales Sánchez Ignacio | OP | 0 | 0 | 3 | 3 | |
| | - | 9 | Vargas Arik Deniz | OH | 0 | 0 | 1 | 1 | |
| | - | 10 | Watson Brenes Moises | MB | 0 | 0 | 0 | 0 | |
| | - | 11 | Vega Oviedo Jean Carlo | MB | 0 | 0 | 2 | 2 | |
| - | 12 | Farley Noguera Derek | MB | 0 | 0 | 0 | 0 | | |
| - | 17 | Monge Sánchez Ángel Caleb | OH | 0 | 0 | 1 | 1 | | |
| - | 23 | López Porras Óscar Andrés | MB | 0 | 0 | 1 | 1 | | |
| Total Team | | | | | 3 | 4 | 83 | 90 | 1.00 |

|  Reception | Rk | No | Name | Pos. | Excellents | Faults | Serve Receptions | Total Attempts | Eff. % |
|--|----|---------------------------|-------------------------------|------|------------|--------|------------------|----------------|--------|
| | 1 | 1 | Gutiérrez Gómez Jose Andrés | L | 9 | 2 | 11 | 22 | 31.82 |
| | 2 | 9 | Vargas Arik Deniz | OH | 2 | 1 | 13 | 16 | 6.25 |
| | - | 2 | Smith Torres Ethan | OP | 0 | 0 | 0 | 0 | |
| | - | 4 | Vargas Pemberton Liam Mattías | S | 0 | 0 | 1 | 1 | |
| | - | 5 | Soto De Franco Julian David | MB | 0 | 0 | 0 | 0 | |
| | - | 7 | Córdoba Morales Gabriel | S | 0 | 0 | 0 | 0 | |
| | - | 8 | Morales Sánchez Ignacio | OP | 5 | 0 | 5 | 10 | |
| | - | 10 | Watson Brenes Moises | MB | 0 | 0 | 0 | 0 | |
| | - | 11 | Vega Oviedo Jean Carlo | MB | 0 | 0 | 0 | 0 | |
| - | 12 | Farley Noguera Derek | MB | 0 | 1 | 12 | 13 | | |
| - | 17 | Monge Sánchez Ángel Caleb | OH | 1 | 2 | 5 | 8 | | |
| - | 23 | López Porras Óscar Andrés | MB | 0 | 0 | 0 | 0 | | |
| Total Team | | | | | 17 | 6 | 47 | 70 | 15.71 |

Limit: 20.00%


MIKASA


MIKASA


MIKASA



CUB • Cuba

|  Attack Limit: 15.00% | Rk | No | Name | Pos. | Attacks | Faults | Shots | Total Attempts | Succ. % | |
|--|-------------------|----|-----------------------------------|------|---------|--------|-------|----------------|---------|-------|
| | 1 | 6 | Medina Torriente Yosdani | S | 13 | 2 | 11 | 26 | 50.00 | |
| | 2 | 4 | Herrera Sama Byron | OH | 7 | 2 | 8 | 17 | 41.18 | |
| | 3 | 3 | Toledano Cobas Iverson Manuel | MB | 6 | 3 | 6 | 15 | 40.00 | |
| | 4 | 1 | Marrero Castillo Andy Lazaro | OH | 5 | 2 | 11 | 18 | 27.78 | |
| | - | 2 | Vergara Arguelles Yothuel | S | 3 | 0 | 2 | 5 | | |
| | - | 7 | Acosta Hernandez Julio Alberto | MB | 9 | 1 | 1 | 11 | | |
| | - | 8 | Chacon Pullet Maykol Jesus | MB | 0 | 0 | 0 | 0 | | |
| | - | 9 | Rodriguez Naquid Samuel Alejandro | OH | 2 | 0 | 1 | 3 | | |
| | - | 10 | Portuondo Dumois Anthony Abraham | OH | 0 | 0 | 0 | 0 | | |
| | - | 12 | Montoya Lopez Ronald | S | 0 | 0 | 0 | 0 | | |
| | - | 13 | Paumier Martinez Luis Pedro | L | 0 | 0 | 0 | 0 | | |
| | - | 15 | Vidal Suarez Lewis Santiago | MB | 0 | 0 | 1 | 1 | | |
| | Total Team | | | | | 45 | 10 | 41 | 96 | 46.88 |


|  Block | Rk | No | Name | Pos. | Kill Blocks | Faults | Rebounds | Total Attempts | Avg. by set | |
|--|-------------------|----|-----------------------------------|------|-------------|--------|----------|----------------|-------------|------|
| | 1 | 2 | Vergara Arguelles Yothuel | S | 2 | 0 | 3 | 5 | 0.67 | |
| | | 4 | Herrera Sama Byron | OH | 2 | 0 | 0 | 2 | 0.67 | |
| | 3 | 6 | Medina Torriente Yosdani | S | 1 | 1 | 3 | 5 | 0.33 | |
| | | 9 | Rodriguez Naquid Samuel Alejandro | OH | 1 | 0 | 0 | 1 | 0.33 | |
| | - | 1 | Marrero Castillo Andy Lazaro | OH | 0 | 2 | 1 | 3 | | |
| | - | 3 | Toledano Cobas Iverson Manuel | MB | 0 | 3 | 2 | 5 | | |
| | - | 7 | Acosta Hernandez Julio Alberto | MB | 0 | 6 | 1 | 7 | | |
| | - | 8 | Chacon Pullet Maykol Jesus | MB | 0 | 0 | 0 | 0 | | |
| | - | 10 | Portuondo Dumois Anthony Abraham | OH | 0 | 0 | 0 | 0 | | |
| | - | 12 | Montoya Lopez Ronald | S | 0 | 0 | 0 | 0 | | |
| | - | 13 | Paumier Martinez Luis Pedro | L | 0 | 0 | 0 | 0 | | |
| | - | 15 | Vidal Suarez Lewis Santiago | MB | 0 | 0 | 0 | 0 | | |
| | Total Team | | | | | 6 | 12 | 10 | 28 | 2.00 |


|  Serve | Rk | No | Name | Pos. | Aces | Faults | Serve Hits | Total Attempts | Avg. by set | |
|--|-------------------|----|-----------------------------------|------|------|--------|------------|----------------|-------------|------|
| | 1 | 1 | Marrero Castillo Andy Lazaro | OH | 2 | 1 | 8 | 11 | 0.67 | |
| | | 6 | Medina Torriente Yosdani | S | 2 | 0 | 10 | 12 | 0.67 | |
| | 3 | 2 | Vergara Arguelles Yothuel | S | 1 | 0 | 14 | 15 | 0.33 | |
| | | 7 | Acosta Hernandez Julio Alberto | MB | 1 | 1 | 8 | 10 | 0.33 | |
| | - | 3 | Toledano Cobas Iverson Manuel | MB | 0 | 0 | 8 | 8 | | |
| | - | 4 | Herrera Sama Byron | OH | 0 | 0 | 15 | 15 | | |
| | - | 8 | Chacon Pullet Maykol Jesus | MB | 0 | 0 | 0 | 0 | | |
| | - | 9 | Rodriguez Naquid Samuel Alejandro | OH | 0 | 0 | 1 | 1 | | |
| | - | 10 | Portuondo Dumois Anthony Abraham | OH | 0 | 0 | 0 | 0 | | |
| | - | 12 | Montoya Lopez Ronald | S | 0 | 0 | 0 | 0 | | |
| | - | 13 | Paumier Martinez Luis Pedro | L | 0 | 0 | 0 | 0 | | |
| | - | 15 | Vidal Suarez Lewis Santiago | MB | 0 | 0 | 0 | 0 | | |
| | Total Team | | | | | 6 | 2 | 64 | 72 | 2.00 |

| Team | Total Team | 18 | 9 | 27 |
|------|------------|----|---|----|
| | | | | |

P-3 Match players ranking
(Places 3 and 4)

|  Dig | Rk | No | Name | Pos. | Digs | Faults | Receptions | Total Attempts | Avg. by set |
|--|----|----------------------------------|-----------------------------------|------|------|--------|------------|----------------|-------------|
| | 1 | 13 | Paumier Martinez Luis Pedro | L | 17 | 2 | 0 | 19 | 5.67 |
| | 2 | 4 | Herrera Sama Byron | OH | 11 | 1 | 2 | 14 | 3.67 |
| | 3 | 6 | Medina Torriente Yosdani | S | 8 | 0 | 1 | 9 | 2.67 |
| | 4 | 2 | Vergara Arguelles Yothuel | S | 6 | 4 | 1 | 11 | 2.00 |
| | 3 | Toledano Cobas Iverson Manuel | MB | 6 | 1 | 0 | 7 | 2.00 | |
| | 6 | 1 | Marrero Castillo Andy Lazaro | OH | 5 | 0 | 2 | 7 | 1.67 |
| | 7 | 7 | Acosta Hernandez Julio Alberto | MB | 2 | 0 | 0 | 2 | 0.67 |
| | 8 | 9 | Rodriguez Naquid Samuel Alejandro | OH | 1 | 0 | 0 | 1 | 0.33 |
| | - | 8 | Chacon Pullet Maykol Jesus | MB | 0 | 0 | 0 | 0 | |
| - | 10 | Portuondo Dumois Anthony Abraham | OH | 0 | 0 | 0 | 0 | | |
| - | 12 | Montoya Lopez Ronald | S | 0 | 0 | 0 | 0 | | |
| - | 15 | Vidal Suarez Lewis Santiago | MB | 0 | 0 | 0 | 0 | | |
| Total Team | | | | | 56 | 8 | 6 | 70 | 18.67 |

|  Set | Rk | No | Name | Pos. | Running Sets | Faults | Still Sets | Total Attempts | Avg. by set |
|--|----|-----------------------------|-----------------------------------|------|--------------|--------|------------|----------------|-------------|
| | 1 | 2 | Vergara Arguelles Yothuel | S | 9 | 1 | 64 | 74 | 3.00 |
| | - | 1 | Marrero Castillo Andy Lazaro | OH | 0 | 0 | 0 | 0 | |
| | - | 3 | Toledano Cobas Iverson Manuel | MB | 0 | 0 | 5 | 5 | |
| | - | 4 | Herrera Sama Byron | OH | 0 | 0 | 4 | 4 | |
| | - | 6 | Medina Torriente Yosdani | S | 0 | 0 | 4 | 4 | |
| | - | 7 | Acosta Hernandez Julio Alberto | MB | 0 | 0 | 1 | 1 | |
| | - | 8 | Chacon Pullet Maykol Jesus | MB | 0 | 0 | 0 | 0 | |
| | - | 9 | Rodriguez Naquid Samuel Alejandro | OH | 0 | 0 | 0 | 0 | |
| | - | 10 | Portuondo Dumois Anthony Abraham | OH | 0 | 0 | 0 | 0 | |
| - | 12 | Montoya Lopez Ronald | S | 0 | 0 | 2 | 2 | | |
| - | 13 | Paumier Martinez Luis Pedro | L | 0 | 0 | 3 | 3 | | |
| - | 15 | Vidal Suarez Lewis Santiago | MB | 0 | 0 | 0 | 0 | | |
| Total Team | | | | | 9 | 1 | 83 | 93 | 3.00 |

|  Reception | Rk | No | Name | Pos. | Excellents | Faults | Serve Receptions | Total Attempts | Eff. % |
|--|----|----------------------------------|-----------------------------------|------|------------|--------|------------------|----------------|--------|
| | 1 | 4 | Herrera Sama Byron | OH | 4 | 0 | 6 | 10 | 40.00 |
| | 2 | 1 | Marrero Castillo Andy Lazaro | OH | 8 | 2 | 7 | 17 | 35.29 |
| | 3 | 13 | Paumier Martinez Luis Pedro | L | 4 | 1 | 8 | 13 | 23.08 |
| | - | 2 | Vergara Arguelles Yothuel | S | 0 | 0 | 0 | 0 | |
| | - | 3 | Toledano Cobas Iverson Manuel | MB | 0 | 0 | 0 | 0 | |
| | - | 6 | Medina Torriente Yosdani | S | 0 | 0 | 0 | 0 | |
| | - | 7 | Acosta Hernandez Julio Alberto | MB | 0 | 0 | 0 | 0 | |
| | - | 8 | Chacon Pullet Maykol Jesus | MB | 0 | 0 | 0 | 0 | |
| | - | 9 | Rodriguez Naquid Samuel Alejandro | OH | 2 | 0 | 1 | 3 | |
| - | 10 | Portuondo Dumois Anthony Abraham | OH | 0 | 0 | 0 | 0 | | |
| - | 12 | Montoya Lopez Ronald | S | 0 | 0 | 0 | 0 | | |
| - | 15 | Vidal Suarez Lewis Santiago | MB | 0 | 0 | 0 | 0 | | |
| Total Team | | | | | 18 | 3 | 22 | 43 | 34.88 |

Limit: 20.00%