

COPA PANAMERICANA DE **VOLLEYBALL** VARONIL

COLIMA, MÉXICO 2019



BULLETIN #2

16 JUNIO 2019



Día / Day	Hora / Time	Competition Venue - Auditorio Multifuncional	Hora / Time	Training Court 1 - Gimnasio Paralimpico Hilda Ceballos	Training Court 2 - Gimnasio Paralimpico Hilda Ceballos	Hora / Time	Warm Up Court - Auditorio Porfirio Gutierrez Romero
17-jun-19	08:00		08:00	USA (16:00)	CHI (16:00)		
	09:00	TTO vs PUR	09:30	CUB (18:00)	CAN (18:00)	08:00	TTO / PUR (WARM UP)
	11:00	DOM vs GUA	11:00	MEX (20:00)	PER (20:00)	10:00	DOM / GUA (WARM UP)
	13:00	SUR vs ARG	12:30			12:00	SUR / ARG (WARM UP)
	16:00	USA vs CHI				15:00	USA / CHI (WARM UP)
	18:00	CUB vs CAN	16:00	TTO (9:00)	PUR (9:00)	17:00	CUB / CAN (WARM UP)
	20:00	MEX vs PER	18:00	DOM (11:00)	GUA (11:00)	19:00	MEX / PER (WARM UP)
			20:00	ARG (13:00)	SUR (13:00)		
18-jun-19	08:00		08:00	DOM (16:00)	USA (16:00)		
	09:00	SUR vs CUB	09:30	CAN (18:00)	ARG (18:00)	08:00	SUR / CUB (WARM UP)
	11:00	GUA vs CHI	11:00	PUR (20:00)	MEX (20:00)	10:00	GUA / CHI (WARM UP)
	13:00	PER vs TTO	12:30			12:00	PER / TTO (WARM UP)
	16:00	DOM vs USA				15:00	DOM / USA (WARM UP)
	18:00	CAN vs ARG	16:00	SUR (9:00)	CUB (9:00)	17:00	CAN / ARG (WARM UP)
	20:00	MEX vs PUR	18:00	GUA (11:00)	CHI (11:00)	19:00	MEX / PUR (WARM UP)
			20:00	PER (13:00)	TTO (13:00)		
19-jun-19	07:00	1st A / B / C (2) (OFF)	08:00	3rd "A"/"B"/"C"(2) (16:00)	3rd A / B / C(3) (16:00)		
	08:30	1st A / B / C (1) (OFF)	09:30	2nd A / B / C(1) (18:00)	2nd A / B / C(2) (18:00)	10:00	4th (2) / 4th (3) (WARM UP)
	11:00	4° "A" / "B" / "C" (2) vs 4° "A" / "B" / "C" (3)	11:00	1st A / B / C (3) (20:00)	2nd A / B / C(3) (20:00)	12:00	3rd (1) / 4th (1) (WARM UP)
	13:00	3rd "A"/"B"/"C"(1) vs 4th A / B / C(1)	12:30			15:00	3rd (2) / 3rd (3) (WARM UP)
	16:00	3rd "A"/"B"/"C"(2) vs 3rd A / B / C(3)				17:00	2nd (1) / 2nd (2) (WARM UP)
	18:00	2nd A / B / C(1) vs 2nd A / B / C(2)	18:00	4th "A"/"B"/"C"(2) (11:00)	4th A / B / C(3) (11:00)	19:00	1st (3) / 2nd (3) (WARM UP)
	20:00	1st A / B / C (3) vs 2nd A / B / C(3)	20:00	3rd "A"/"B"/"C"(1) (13:00)	4th A / B / C(1) (13:00)		
20-jun-19			08:00	Winner of M20 (16:00)	Winner of M21 (16:00)	08:00	Loser of M22 (OFF)
			09:30	1st A / B / C (2) (18:00)	Winner of M22 or M23 (18:00)	09:30	Loser of M23 (OFF)
			11:00	Winner of M23 or M22 (20:00)	1st A / B / C (1) (20:00)		
	13:00	Loser of M20 VS Loser of M21	12:30			12:00	L M20 / L M21 (WARM UP)
	16:00	Winner of M20 vs Winner of M21	14:00			15:00	W M20 / W M21 (WARM UP)
	18:00	1st A / B / C (2) vs Winner of M22 or M23	15:30			17:00	1st (2) / W M22-23 (WARM UP)
	20:00	1st A / B / C (1) vs Winner of M23 or M22				19:00	1st (1) / W M23-22 (WARM UP)
21-jun-19			08:00	Loser of M22 (16:00)	Loser of M23 (16:00)		
			09:30	Loser of M26 (18:00)	Loser of M27 (18:00)		
			11:00	Winner of M26 (20:00)	Winner of M27 (20:00)		
			12:30			15:00	L M22 / L M23 (WARM UP)
	16:00	Loser of M22 vs Loser of M23				17:00	L M26 / L M27 (WARM UP)
	18:00	Loser of M26 vs Loser of M27				19:00	W M26 / W M27 (WARM UP)
	20:00	Winner of M26 vs Winner of M27					



Calendario y Formato de Competencia / Competition Format and Match Schedule

GROUP-A														
No.	Date	Time	Teams		LIVE	Set	1	2	3	4	5	Total	Time	Forms
3	16-jun	13:00	CANADA	vs		3-0	25-14	25-19	25-16			75-49	1:16	P-2 P-3
5	16-jun	18:00	ARGENTINA	vs		2-3	30-32	25-20	25-22	25-17	13-15	113-111	2:18	P-2 P-3
9	17-jun	13:00	SURINAME	vs		0-0								P-2 P-3
11	17-jun	18:00	CUBA	vs										P-2 P-3
13	18-jun	09:00	SURINAME	vs		0-0								P-2 P-3
17	18-jun	18:00	CANADA	vs										P-2 P-3

GROUP-B														
No.	Date	Time	Teams		LIVE	Set	1	2	3	4	5	Total	Time	Forms
1	16-jun	09:00	PERU	vs		2-3	25-23	26-24	28-30	19-25	14-16	112-118	2:13	P-2 P-3
6	16-jun	20:00	MEXICO	vs		3-0	25-19	25-20	25-22			75-61	1:19	P-2 P-3
7	17-jun	09:00	TRINIDAD & TOBAGO	vs		0-0								P-2 P-3
12	17-jun	20:00	MEXICO	vs										P-2 P-3
15	18-jun	13:00	PERU	vs		0-0								P-2 P-3
18	18-jun	20:00	MEXICO	vs										P-2 P-3

GROUP-C														
No.	Date	Time	Teams		LIVE	Set	1	2	3	4	5	Total	Time	Forms
2	16-jun	11:00	GUATEMALA	vs		0-3	10-25	17-25	17-25			44-75	1:08	P-2 P-3
4	16-jun	16:00	CHILE	vs		3-1	25-18	20-25	25-20	25-21		95-84	1:58	P-2 P-3
8	17-jun	11:00	DOMINICAN REPUBLIC	vs		0-0								P-2 P-3
10	17-jun	16:00	UNITED STATES	vs										P-2 P-3
14	18-jun	11:00	GUATEMALA	vs		0-0								P-2 P-3
16	18-jun	16:00	DOMINICAN REPUBLIC	vs										P-2 P-3

CLASSIFICATION 11 /12														
No.	Date	Time	Teams		LIVE	Set	1	2	3	4	5	Total	Time	Forms
19	19-jun	11:00	4th "A" / "B" / "C" (2)	vs		0-0								P-2 P-3

CLASSIFICATION 7 /10														
No.	Date	Time	Teams		LIVE	Set	1	2	3	4	5	Total	Time	Forms
20	19-jun	13:00	3rd "A" / "B" / "C" (1)	vs		0-0								P-2 P-3
21	19-jun	16:00	3rd "A" / "B" / "C" (3)	vs										P-2 P-3

QUATERFINALS														
No.	Date	Time	Teams		LIVE	Set	1	2	3	4	5	Total	Time	Forms
22	19-jun	18:00	2nd "A" / "B" / "C" (1)	vs		0-0								P-2 P-3
23	19-jun	20:00	1st "A" / "B" / "C" (3)	vs										P-2 P-3

FINAL CLASSIFICATION 9 /10														
No.	Date	Time	Teams		LIVE	Set	1	2	3	4	5	Total	Time	Forms
24	20-jun	13:00	Loser of M20	vs		0-0								P-2 P-3

FINAL CLASSIFICATION 7 /8														
No.	Date	Time	Teams		LIVE	Set	1	2	3	4	5	Total	Time	Forms
25	20-jun	16:00	Winner of M20	vs		0-0								P-2 P-3

SEMIFINALS														
No.	Date	Time	Teams		LIVE	Set	1	2	3	4	5	Total	Time	Forms
26	20-jun	18:00	1st A / B / C (2)	vs		0-0								P-2 P-3
27	20-jun	20:00	1st A / B / C (1)	vs		0-0								P-2 P-3

FINAL CLASSIFICATION 5 /6														
No.	Date	Time	Teams		LIVE	Set	1	2	3	4	5	Total	Time	Forms
28	21-jun	16:00	Loser of M22	vs		0-0								P-2 P-3

FINAL														
No.	Date	Time	Teams		LIVE	Set	1	2	3	4	5	Total	Time	Forms
29	21-jun	18:00	Loser of M26	vs		0-0								P-2 P-3
30	21-jun	20:00	Winner of M26	vs		0-0								P-2 P-3

*NOTE1: For the Classification, Quarterfinal and Semifinal Rounds, according to the FIVB General Competition Regulations, it must be avoided that teams from the same group play each other.

*NOTE2: According to the established competition format and the FIVB General Regulations, for the Classification, Quarterfinal and Semifinal Rounds, if three teams from the same group qualify, the match between highest ranked team and lowest ranked team of their

*NOTE3: Loser of M22 = Loser of Match #22, etc.



2019 Senior Men Panamerican Cup

P-4 Collated results & ranking

Results as of 16 June 2019



MATCHES RESULTS

Pool A

No	Date	Teams	Set	Result per set (points)					Total Points	Duration	Spectators
				1	2	3	4	5			
3	16-Jun-2019	CAN - SUR	3-0	25-14	25-19	25-16			75-49	1:14	1000
5	16-Jun-2019	ARG - CUB	2-3	30-32	20-25	25-22	25-17	13-15	113-111	2:18	3000

Pool B

No	Date	Teams	Set	Result per set (points)					Total Points	Duration	Spectators
				1	2	3	4	5			
1	16-Jun-2019	PER - PUR	2-3	25-23	26-24	28-30	19-25	14-16	112-118	2:13	400
6	16-Jun-2019	MEX - TTO	3-0	25-19	25-20	25-22			75-61	1:19	3000

Pool C

No	Date	Teams	Set	Result per set (points)					Total Points	Duration	Spectators
				1	2	3	4	5			
2	16-Jun-2019	GUA - USA	0-3	10-25	17-25	17-25			44-75	1:08	1200
4	16-Jun-2019	CHI - DOM	3-1	25-18	20-25	25-20	25-21		95-84	1:58	1800

TEAM RANKING

Pool A

Rk	Code	Team	Matches			Pts	Results details							Sets			Points		
			W	L	T		3-0	3-1	3-2	2-3	1-3	0-3	W	L	Ratio	W	L	Ratio	
1	CAN	Canada	1	0	1	5	1	0	0	0	0	0	3	0	MAX	75	49	1.530	
2	CUB	Cuba	1	0	1	3	0	0	1	0	0	0	3	2	1.500	111	113	0.982	
3	ARG	Argentina	0	1	1	2	0	0	0	1	0	0	2	3	0.666	113	111	1.018	
4	SUR	Suriname	0	1	1	0	0	0	0	0	0	1	0	3	0.000	49	75	0.653	

Pool B

Rk	Code	Team	Matches			Pts	Results details							Sets			Points		
			W	L	T		3-0	3-1	3-2	2-3	1-3	0-3	W	L	Ratio	W	L	Ratio	
1	MEX	Mexico	1	0	1	5	1	0	0	0	0	0	3	0	MAX	75	61	1.229	
2	PUR	Puerto Rico	1	0	1	3	0	0	1	0	0	0	3	2	1.500	118	112	1.053	
3	PER	Peru	0	1	1	2	0	0	0	1	0	0	2	3	0.666	112	118	0.949	
4	TTO	Trinidad and Tobago	0	1	1	0	0	0	0	0	0	1	0	3	0.000	61	75	0.813	

Pool C

Rk	Code	Team	Matches			Pts	Results details							Sets			Points		
			W	L	T		3-0	3-1	3-2	2-3	1-3	0-3	W	L	Ratio	W	L	Ratio	
1	USA	USA	1	0	1	5	1	0	0	0	0	0	3	0	MAX	75	44	1.704	
2	CHI	Chile	1	0	1	4	0	1	0	0	0	0	3	1	3.000	95	84	1.130	
3	DOM	Dominican Republic	0	1	1	1	0	0	0	0	1	0	1	3	0.333	84	95	0.884	
4	GUA	Guatemala	0	1	1	0	0	0	0	0	0	1	0	3	0.000	44	75	0.586	





2019 Senior Men Panamerican Cup

[P-2] Match result

Pool B



Match: 1 **Date:** 16/06/2019 **Spectators:** 400
City: Colima
Hall: Auditorio Multifuncional
Match duration: **Start:** 09:00 **End:** 11:25 **Total:** 2:25

Teams	Sets	1	2	3	4	5	Total
PER	2	25	26	28	19	14	112
PUR	3	23	24	30	25	16	118
Duration:		0:26	0:29	0:35	0:24	0:19	2:13

Referees: Ricardo Borroto Iglesias (CUB) & Jose Alejandro Muñoz Hernandez (CHI)

PER - Peru														
No	Name	Pos.	Line-up					Points by set					T.	
			1	2	3	4	5	1	2	3	4	5		
1	Urueña	MB	6	1	6	1	1	4	2	2	3			11
2	Williams	S	1	2	1	2	2				1			1
3	Aguilar	S	13	13	13									
7	Romay (C)	OP	4	5	4	5	5	4	7	3	4	1		19
8	Jaramillo	WS												
10	RICARDO	S												
11	Nakamatsu (L)	L	L	L	L	L	L							
12	Porras	WS	2	3	2	3	3	2	3	3	2			13
13	Bernaola	MB	3	4	3	4	4	2	4	2				8
14	Alvaro	WS	5	6	5	6	6	5	4	9	3	7		28
23	Calvera	WS			12	7						1		1
24	PATRON	MB			2									

Coach: Gala Rodriguez Juan Carlos
Assistant: Recavarren Diego

PUR - Puerto Rico														
No	Name	Pos.	Line-up					Points by set					T.	
			1	2	3	4	5	1	2	3	4	5		
5	Nieves	MB	5	5	4	3	3	5	4	5	2	1		17
12	Lopez	WS	1	1	3	2	2	5	2	6	5	6		24
14	Vargas (C)	WS	4	4	6	5	5	2	2	4	3	3		14
15	Rodriguez	MB	2	2	1	6	6	3	3		1			7
16	Elias	MB												
17	Leon	WS	15											
18	Rosario	OP		23	5		19			4		1		5
19	Fiorentino	S	6	6	2	1	1			1	1			2
20	Nido	S					23							
23	Rodriguez	OP	3	3	18	4	4	2	3	3	5	1		14
24	Cabrera (L)	L	L	L	L	L	L							

Coach: Antonetti Oswald
Assistant: Torres Alberto Jamille

TEAMS AND PLAYERS PERFORMANCES

Won Points	Total Atts	No	Name
68	147	Total Team	
27	53	14	Alvaro
14	38	7	Romay
11	27	12	Porras
8	58	Total Team	
3	11	1	Urueña
2	14	13	Bernaola
1	7	14	Alvaro
5	113	Total Team	
4	21	7	Romay
1	22	12	Porras
0	0	24	PATRON
31		Total Team	
112	318	Total Team	
28	76	14	Alvaro
19	69	7	Romay
13	56	12	Porras

Scoring Skills
Spike
Block
Serve
Opp. error
Total
Best scorers

Won Points	Total Atts	No	Name
64	126	Total Team	
20	31	12	Lopez
14	25	23	Rodriguez
12	33	14	Vargas
16	92	Total Team	
6	25	5	Nieves
4	4	18	Rosario
2	12	14	Vargas
3	116	Total Team	
2	21	12	Lopez
1	20	15	Rodriguez
0	22	19	Fiorentino
35		Total Team	
118	334	Total Team	
24	67	12	Lopez
17	56	5	Nieves
14	51	23	Rodriguez

■ Starting line-up with position Atts = Attempts (C) = Captain MB = Middle blocker S = Setter
□ Substitute with shirt number Opp. = Opponent (L) / L = Libero OP = Opposite spiker WS = Wing spiker





2019 Senior Men Panamerican Cup

[P-2] Match result

Pool C



Match: 2 **Date:** 16/06/2019 **Spectators:** 1,200
City: Colima
Hall: Auditorio Multifuncional
Match duration: **Start:** 11:00 **End:** 13:19 **Total:** 1:14

Teams	Sets	1	2	3	4	5	Total
GUA	0	10	17	17			44
USA	3	25	25	25			75
Duration:		0:19	0:24	0:25			1:08

Referees: Nolan Tash (TTO) & Gabriel Leandro Fernandez (ARG)

GUA - Guatemala													
No	Name	Pos.	Line-up					Points by set					T.
			1	2	3	4	5	1	2	3	4	5	
2	Lopez (C)	WS	3	2	3			2	3				5
3	Chacon	WS	6	5	6			1	4	2			7
4	Menendez	WS		6									
6	A. Pineda	MB	1	6	1								
7	Ruano	S	2	1	2			1					1
9	Carrillo	OP											
10	Ralon	S	7										
12	Pineda (L)	L	L	L	L								
14	Franco	MB	4	3	4			2	1				3
15	Aragon	OP											
17	G. Paz	OP	5	4	5			1	3				4
18	Quiñonez (L)	L	L	L	L								
19	Hernández	MB			6								
20	Gamboa	OP											

Coach: Lucas Mora Reider
Assistant: Castañeda Maldonado Luis Fernando

USA - USA													
No	Name	Pos.	Line-up					Points by set					T.
			1	2	3	4	5	1	2	3	4	5	
2	Jarman	MB	3	4				4	3				7
3	Seif	S			10								
5	Shaw	OP	4	5	7			3	2	3			8
7	Worsley	S			1					1			1
9	Cowell	WS	2	3	2			4	2	3			9
10	Russell	OP			4					5			5
12	Holt	WS	5	6				3	6				9
13	Tuaniga (C)	S	1	2						2			2
14	Wieczorek	WS		16	5					2			2
16	Schmidt	MB	6	1	6			4	2	1			7
17	Huhmann	MB			3					3			3
19	Dagostino (L)	L	L	L	L								
22	Fey (L)	L			L								
23	Kessel	WS			9					2			2

Coach: Zarkovic Milan
Assistant: Hunt David

TEAMS AND PLAYERS PERFORMANCES

Won Points	Total Atts	No	Name
17	65	Total Team	
6	25	3	Chacon
4	12	17	G. Paz
4	15	2	Lopez
3	34	Total Team	
1	12	14	Franco
1	3	3	Chacon
1	9	2	Lopez
0	43	Total Team	
0	0	15	Aragon
0	10	14	Franco
0	0	12	Pineda
24		Total Team	
44	142	Total Team	

Scoring Skills
Spike
Block
Serve
Opp. error
Total
Best scorers

Won Points	Total Atts	No	Name
39	60	Total Team	
7	13	9	Cowell
6	15	5	Shaw
5	7	12	Holt
11	42	Total Team	
3	7	2	Jarman
2	2	12	Holt
2	11	16	Schmidt
5	73	Total Team	
2	13	9	Cowell
2	9	12	Holt
1	9	5	Shaw
20		Total Team	
75	175	Total Team	
9	28	9	Cowell
9	18	12	Holt
8	27	5	Shaw

■ Starting line-up with position Atts = Attempts (C) = Captain MB = Middle blocker S = Setter
□ Substitute with shirt number Opp. = Opponent (L) / L = Libero OP = Opposite spiker WS = Wing spiker





2019 Senior Men Panamerican Cup

[P-2] Match result

Pool A



Match: 3 **Date:** 16/06/2019 **Spectators:** 1,000
City: Colima
Hall: Auditorio Multifuncional
Match duration: **Start:** 13:00 **End:** 15:23 **Total:** 1:20

Teams	Sets	1	2	3	4	5	Total
CAN	3	25	25	25			75
SUR	0	14	19	16			49
Duration:		0:21	0:29	0:24			1:14

Referees: Nestor Bienvenido Mateo Perez (DOM) & David A. Reyes Martinez (PUR)

CAN - Canada													
No	Name	Pos.	Line-up					Points by set					T.
			1	2	3	4	5	1	2	3	4	5	
1	Jarvis	WS	3	2				3	3				6
4	Lebreux	MB											
7	Mortensen	WS			3								
8	Foreman (L)	L				L							
10	Schouten	OP		22	5			3	3				6
12	Ireland	WS	6	5				1					1
13	Keturakis	S	2	1				1	2				3
15	Davies (L)	L				L							
16	Friesen	WS		12	6			1	8				9
18	McCarthy	MB				4				2			2
20	Epp	S		13	2								
21	McConkey	MB	4	3				1	3				4
22	Scheerhoorn	OP	5	4				1	2				3
23	Demyanenko (C)	MB	1	6	1			3	2	3			8

Coach: Barrett John
Assistant: Marsden Ryan

SUR - Suriname													
No	Name	Pos.	Line-up					Points by set					T.
			1	2	3	4	5	1	2	3	4	5	
1	Brunings (L)	L				L							
2	Baumgard	MB				10							
3	Akiemboto	MB	6	6					1				1
5	Van Der Boom	WS											
6	Pinas	WS	2	2	13					1			1
7	Sporkslede (C)	WS	5	5	5				2	5	1		8
8	Bakboord	OP		9	9					1			1
9	Breinburg	OP	4	4	4				2	1			3
10	Fraser	MB		3	6				1	1			2
11	Mahabali	S	12	1	1					1			1
12	Foe-A-Man	S	1										
13	Krak	WS	6		2								
14	Flu	MB	3	3	3					2			2
16	Dwarkasing (L)	L				L	L	L					

Coach: Joval Roberto
Assistant: Tokromo Clarence

TEAMS AND PLAYERS PERFORMANCES

Won Points	Total Atts	No	Name
28	69	Total Team	
8	13	16	Friesen
5	11	1	Jarvis
4	6	23	Demyanenko
7	27	Total Team	
4	11	23	Demyanenko
2	3	10	Schouten
1	2	13	Keturakis
7	72	Total Team	
2	8	13	Keturakis
1	4	16	Friesen
1	12	1	Jarvis
33		Total Team	
75	168	Total Team	

Scoring Skills
Spike
Block
Serve
Opp. error
Total
Best scorers

Won Points	Total Atts	No	Name
16	67	Total Team	
8	21	7	Sporkslede
3	13	9	Breinburg
2	5	14	Flu
2	38	Total Team	
1	4	6	Pinas
1	5	10	Fraser
0	0	16	Dwarkasing
1	52	Total Team	
1	7	11	Mahabali
0	5	9	Breinburg
0	2	10	Fraser
30		Total Team	
49	157	Total Team	
8	34	7	Sporkslede
3	25	9	Breinburg
2	24	14	Flu

■ Starting line-up with position Atts = Attempts (C) = Captain MB = Middle blocker S = Setter
□ Substitute with shirt number Opp. = Opponent (L) / L = Libero OP = Opposite spiker WS = Wing spiker





2019 Senior Men Panamerican Cup

[P-2] Match result

Pool C



Match: 4 **Date:** 16/06/2019 **Spectators:** 1,800
City: Colima
Hall: Auditorio Multifuncional
Match duration: Start: 16:00 End: 18:07 Total: 2:07

Teams	Sets	1	2	3	4	5	Total
CHI	3	25	20	25	25		95
DOM	1	18	25	20	21		84
Duration:		0:31	0:28	0:31	0:28		1:58

Referees: Daniel Gonzalez (MEX) & Miguel Ballena Pacheco (PER)

CHI - Chile													
No	Name	Pos.	Line-up					Points by set					T.
			1	2	3	4	5	1	2	3	4	5	
1	Guerra	MB	5	5	5	5	5	1	1	3	2	7	
2	Ibarra	WS		19									
3	Araya	MB		16	2	2			1	4	5		
4	T. Parraguirre	OP	3	3	3	3	7	1	5	2	15		
5	M. Parraguirre	WS				11							
7	Albornoz	WS											
9	Bonacic (C)	WS	1	1	1	1	3	3	7	4	17		
10	Mardones	OP											
11	Parraguirre	WS	4	4	4	4	3	1	2	2	8		
13	Lavin (L)	L			L	L							
14	Villarreal	S		4									
15	Castillo (L)	L	L	L	L								
16	Gago	MB	2	2			1	3			4		
19	Banda	S	6	6	6	6	1	1	1		3		

Coach: Nejamkin Daniel
Assistant: Villarreal Iván

DOM - Dominican Republic													
No	Name	Pos.	Line-up					Points by set					T.
			1	2	3	4	5	1	2	3	4	5	
1	Tapia	OP	4	3			4	3			7		
2	Jaquez	WS		14	15	15							
4	Hernandez	S	1	6	1	6	1				1		
5	Maurico (L)	L	L	L	L	L							
6	Perez	MB											
7	Frias	OP			4	3				4	2	6	
8	Lopez (C)	WS	5										
9	Tolentino (L)	L	L	L	L	L							
10	Muñoz	WS	15	15									
12	Capellan	S	14										
13	Mercedes	WS	8	4	5	4	2	6	1	4	13		
14	Romero	MB	3	2	3	2	1		3	1	5		
15	Paulino	MB	6	5	6	5	1	2	3	1	7		
19	Cruz	WS	2	1	2	1	4	5	6	5	20		

Coach: Gutierrez Jose Alexander
Assistant: Martinez Amaury

TEAMS AND PLAYERS PERFORMANCES

Won Points	Total Atts	No	Name
43	90	Total Team	
13	29	4	T. Parraguirre
11	20	9	Bonacic
8	19	11	Parraguirre
5	44	Total Team	
3	8	3	Araya
1	6	16	Gago
1	12	1	Guerra
11	93	Total Team	
6	21	9	Bonacic
2	15	4	T. Parraguirre
1	8	16	Gago
36		Total Team	
95	227	Total Team	

17	45	9	Bonacic
15	51	4	T. Parraguirre
8	32	11	Parraguirre

Scoring Skills	Won Points	Total Atts	No	Name
Spike	46	99	Total Team	
	15	38	19	Cruz
	12	24	13	Mercedes
	6	8	1	Tapia
Block	8	56	Total Team	
	3	15	15	Paulino
	3	8	19	Cruz
	1	3	7	Frias
Serve	5	85	Total Team	
	2	19	19	Cruz
	1	8	1	Tapia
	1	15	13	Mercedes
Opp. error	25		Total Team	
Total	84	240	Total Team	

Best scorers	20	65	19	Cruz
	13	49	13	Mercedes
	7	18	1	Tapia

■ Starting line-up with position Atts = Attempts (C) = Captain MB = Middle blocker S = Setter
□ Substitute with shirt number Opp. = Opponent (L) / L = Libero OP = Opposite spiker WS = Wing spiker





2019 Senior Men Panamerican Cup

[P-2] Match result

Pool A (Places 1 and 2)



Match: 5 **Date:** 16/06/2019 **Spectators:** 3,000
City: Colima
Hall: Auditorio Multifuncional
Match duration: **Start:** 18:48 **End:** 17:06 **Total:** 22:18

Teams	Sets	1	2	3	4	5	Total
ARG	2	30	20	25	25	13	113
CUB	3	32	25	22	17	15	111
Duration:		0:34	0:27	0:31	0:25	0:21	2:18

Referees: Jungwon Park (USA) & Pablo Mendoza Sanchez (MEX)

ARG - Argentina															
No	Name	Pos.	Line-up					Points by set					T.		
			1	2	3	4	5	1	2	3	4	5			
1	Sanchez	S	6	6	24		7	1							1
3	Palonsky	WS			7	23									
4	Cavanna	S													
7	Giraud	S	1		1	6	6			1	1				2
8	Zerba	MB													
10	Bruno (C)	WS	1	1	2	1	1	6	3	6	6	2	23		
11	Fernandez	MB		15	6	5	5			4	3	1	8		
15	Imhoff	MB	5	5				2	2				4		
19	Massimino (L)	L	L	L	L	L	L								
20	Santucci (L)	L	L												
22	Zanotti	WS	4				10	2					2		
23	Gallego	MB	2	2	3	2	2	2	2	1	2	1	8		
24	Johansen	OP	3	3	4	3	3	2	3	5	3	1	14		
25	Lazo	WS	23	4	5	4	4	2	2	2	4	10			

Coach: MURACO FABIAN
Assistant: COFFEN CHRISTIAN

CUB - Cuba														
No	Name	Pos.	Line-up					Points by set					T.	
			1	2	3	4	5	1	2	3	4	5		
1	Masso	OP	12	18	14			2					2	
2	Mergarejo	WS	4	4	4	4	4	6	3	2	1	12		
4	Yant	WS	1	1	1	1	1	3	8	3	2	16		
5	Concepcion	MB	5	5	5	5	5	2	2	4	2	1	11	
7	Garcia (L)	L	L	L	L	L	L							
9	Osoria (C)	MB			18									
11	Taboada	S	14	14		14	6	1				1	2	
12	Herrera	OP	3					1					1	
14	Goide	S	6	6	6	6		1	2				3	
15	Leon	WS	17	5	5	2	5		2		1		3	
17	Alonso	MB	2	2	2	2	2	1	2	4	2	2	11	
18	Lopez	WS	5	3	3	3	3	1	4	3	4	4	16	

Coach: VIVES COFFIGNY NICOLAS ERNESTO
Assistant: PEREZ MUÑOZ YOSVANY

TEAMS AND PLAYERS PERFORMANCES

Won Points	Total Atts	No	Name
62	120	Total Team	
22	35	10	Bruno
11	27	24	Johansen
10	20	25	Lazo
5	62	Total Team	
2	9	11	Fernandez
1	16	23	Gallego
1	7	15	Imhoff
5	114	Total Team	
2	21	24	Johansen
1	21	10	Bruno
1	16	23	Gallego
41		Total Team	
113	296	Total Team	

Scoring Skills
Spike
Block
Serve
Opp. error
Total
Best scorers

Won Points	Total Atts	No	Name
59	117	Total Team	
13	26	4	Yant
13	29	18	Lopez
11	24	2	Mergarejo
13	77	Total Team	
4	23	17	Alonso
2	18	5	Concepcion
2	11	4	Yant
5	111	Total Team	
2	10	15	Leon
2	16	18	Lopez
1	16	4	Yant
34		Total Team	
111	305	Total Team	
16	53	4	Yant
16	48	18	Lopez
12	50	2	Mergarejo

■ Starting line-up with position Atts = Attempts (C) = Captain MB = Middle blocker S = Setter
□ Substitute with shirt number Opp. = Opponent (L) / L = Libero OP = Opposite spiker WS = Wing spiker





2019 Senior Men Panamerican Cup

[P-2] Match result

Pool B



Match: 6 **Date:** 16/06/2019 **Spectators:** 3,000
City: Colima
Hall: Auditorio Multifuncional
Match duration: Start: 22:10 End: 20:41 Total: 20:21

Teams	Sets	1	2	3	4	5	Total
MEX	3	25	25	25			75
TTO	0	19	20	22			61
Duration:		0:22	0:27	0:30			1:19

Referees: Steve Hewitson (CAN) & Gerardo Martín Cifuentes Alvarado (GUA)

MEX - Mexico													
No	Name	Pos.	Line-up					Points by set					T.
			1	2	3	4	5	1	2	3	4	5	
1	Vargas	OP	5	4	5			8	3				11
3	Garay	OP	10		1			1	3				4
4	Ruiz	WS	6	5	6			1	3	2			6
5	Rangel (L)	L	L	L	L								
9	Rodriguez	MB	4	3				2					2
10	Rangel (C)	S	2	1	2			1	4				5
11	Barajas	WS	3	2	3			3	3	2			8
14	Martinez	MB	1	6	1			2	3	3			8
15	Martinez (L)	L	L	L	L								
16	Chavez	MB			4					5			5
17	Orellana	OP	14	14									
20	Duarte	WS	4		4			1					1
23	Moreno	WS		4					1				1
25	Aranda	S	1										

Coach: Azair Lopez Jorge Miguel
Assistant: Delgado Adrian

TTO - Trinidad and Tobago														
No	Name	Pos.	Line-up					Points by set					T.	
			1	2	3	4	5	1	2	3	4	5		
1	Wright	MB												
4	Varendra	S												
5	Bushe (C)	MB	3	6	6					2			2	
6	Theodore	MB	6	3	3			1	2				3	
7	Waldo	WS	5	5	5			2	2	1			5	
8	Kameron	S	1	1	1									
12	Prescott	OP												
13	Stewart	WS	7	15	7					1			1	
15	Legall	WS	2	2	2			2	4	6			12	
17	Mickel (L)	L	L	L	L									
20	Stewart	OP	4	4	4			5	4	6			15	

Coach: DICKSON GIDEON
Assistant: SIMMONS LYNDON

TEAMS AND PLAYERS PERFORMANCES

Won Points	Total Atts	No	Name
40	76	Total Team	
9	15	1	Vargas
7	21	11	Barajas
6	7	14	Martinez
5	42	Total Team	
2	12	14	Martinez
1	4	16	Chavez
1	4	4	Ruiz
6	69	Total Team	
2	11	1	Vargas
1	10	9	Rodriguez
1	10	10	Rangel
24		Total Team	
75	187	Total Team	

11	29	1	Vargas
8	39	11	Barajas
8	24	14	Martinez

Scoring Skills	Won Points	Total Atts	No	Name
Spike	32	72	Total Team	
	13	27	20	Stewart
	12	14	15	Legall
	4	15	7	Waldo
Block	3	36	Total Team	
	1	12	6	Theodore
	1	6	7	Waldo
	1	6	20	Stewart
Serve	3	62	Total Team	
	2	12	6	Theodore
	1	11	20	Stewart
	0	0	13	Stewart
Opp. error	23		Total Team	
Total	61	170	Total Team	

Best scorers	15	44	20	Stewart
	12	31	15	Legall
	5	29	7	Waldo

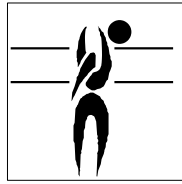
■ Starting line-up with position Atts = Attempts (C) = Captain MB = Middle blocker S = Setter
□ Substitute with shirt number Opp. = Opponent (L) / L = Libero OP = Opposite spiker WS = Wing spiker





P-5 VOLLEYBALL • Players ranking by skills

2019 Senior Men Panamerican Cup



Best Scorers

Rk	No	Name	Team	Spike	Block	Serve	Total
1	14	Hidalgo Alvaro (WS)	PER	27	1	0	28
2	12	Lopez Kevin (WS)	PUR	20	2	2	24
3	10	Bruno Nicolas (WS)	ARG	22	0	1	23
4	19	Cruz Cepin Hector Alexis (WS)	DOM	15	3	2	20
5	7	Romay Dammert Eduardo (OP)	PER	14	1	4	19
6	9	Bonacic Dusan (WS)	CHI	11	0	6	17
6	5	Nieves Pedro (MB)	PUR	11	6	0	17
8	20	Stewart Ryan (OP)	TTO	14	1	1	16
8	4	Yang Herrera Marlon (WS)	CUB	13	2	1	16
8	18	Lopez Castro Miguel Angel (WS)	CUB	13	1	2	16
11	4	Parraguirre Tomas (OP)	CHI	13	0	2	15
12	23	Rodriguez Perez Javier (OP)	PUR	14	0	0	14
12	14	Vargas Pelegrin (WS)	PUR	12	2	0	14
12	24	Johansen German (OP)	ARG	11	1	2	14
15	13	Mercedes Cruz Jonathan (WS)	DOM	12	0	1	13
15	12	Porras Balcazar Daniel Andre (WS)	PER	11	1	1	13
17	15	Legall Brandon (WS)	TTO	12	0	0	12
17	2	Mergarejo Hernandez Osniel Lazaro (WS)	CUB	11	1	0	12
19	1	Vargas Daniel (OP)	MEX	9	0	2	11
19	5	Concepcion Rojas Javier Octavio (MB)	CUB	9	2	0	11
19	1	Urueña Daniel (MB)	PER	8	3	0	11
19	17	Alonso Arce Roamy Raul (MB)	CUB	7	4	0	11
23	25	Lazo Nicolás (WS)	ARG	10	0	0	10
24	16	Friesen Braedon (WS)	CAN	8	0	1	9
24	9	Cowell Colton (WS)	USA	7	0	2	9
24	12	Holt Samuel (WS)	USA	5	2	2	9
27	7	Sporkslede Keven (WS)	SUR	8	0	0	8
27	11	Barajas Jorge (WS)	MEX	7	0	1	8
27	14	Martínez Garcia Jonathan (MB)	MEX	6	2	0	8
27	5	Shaw James (OP)	USA	6	1	1	8
27	23	Demyanenko Danny (MB)	CAN	4	4	0	8
27	11	Parraguirre Vicente (WS)	CHI	8	0	0	8
27	13	Bernaola Benny (MB)	PER	6	2	0	8
27	23	Gallego Joaquin (MB)	ARG	6	1	1	8
27	11	Fernandez Gaston (MB)	ARG	5	2	1	8
36	4	Ruiz De La Cruz Gonzalo (WS)	MEX	6	1	0	7
36	3	Chacon Pelaez Wawner Arnulfo (WS)	GUA	6	1	0	7
36	16	Schmidt Brendan (MB)	USA	5	2	0	7
36	2	Jarman Price (MB)	USA	4	3	0	7
36	1	Guerra Uteau Simon (MB)	CHI	6	1	0	7
36	1	Tapia Santana Henry Omar (OP)	DOM	6	0	1	7
36	15	Paulino Paulino Richi (MB)	DOM	4	3	0	7
36	15	Rodriguez Jonathan (MB)	PUR	5	1	1	7
44	1	Jarvis Jared (WS)	CAN	5	0	1	6
44	10	Schouten Casey Adam (OP)	CAN	3	2	1	6
44	7	Frias Tavares Mario Emilio (OP)	DOM	5	1	0	6
47	16	Chávez Pasos Miguel Antonio (MB)	MEX	4	1	0	5
47	7	Phillip Marlon (WS)	TTO	4	1	0	5
47	2	Lopez Santiago Carlos Fernando (WS)	GUA	4	1	0	5
47	10	Russell Kyle (OP)	USA	4	1	0	5
Total tournament				516	86	56	658





P-5 VOLLEYBALL • Players ranking by skills

2019 Senior Men Panamerican Cup



Best Spikers

Limit: 15.00%

Rk	No	Name	Team	Spikes	Faults	Shots	Total Attempts	Succ. %
1	15	Legall Brandon (WS)	TTO	12	1	1	14	85.71
2	12	Lopez Kevin (WS)	PUR	20	2	9	31	64.52
3	10	Bruno Nicolas (WS)	ARG	22	5	8	35	62.86
4	16	Friesen Braedon (WS)	CAN	8	1	4	13	61.54
5	1	Vargas Daniel (OP)	MEX	9	-	6	15	60.00
6	23	Rodriguez Perez Javier (OP)	PUR	14	1	10	25	56.00
7	9	Bonacic Dusan (WS)	CHI	11	4	5	20	55.00
8	9	Cowell Colton (WS)	USA	7	3	3	13	53.85
9	14	Hidalgo Alvaro (WS)	PER	27	8	18	53	50.94
10	13	Mercedes Cruz Jonathan (WS)	DOM	12	2	10	24	50.00
Total Tournament				516	180	417	1.113	46.36



Best Blockers

Rk	No	Name	Team	Kill Blocks	Faults	Rebounds	Total Attempts	Avg. by set
1	23	Demyanenko Danny (MB)	CAN	4	3	4	11	1.33
2	5	Nieves Pedro (MB)	PUR	6	11	8	25	1.20
3	2	Jarman Price (MB)	USA	3	2	2	7	1.00
4	18	Rosario Pedro (OP)	PUR	4	-	-	4	0.80
5	17	Alonso Arce Roamy Raul (MB)	CUB	4	8	11	23	0.80
6	3	Araya Gabriel (MB)	CHI	3	-	5	8	0.75
7	19	Cruz Cepin Hector Alexis (WS)	DOM	3	2	3	8	0.75
8	15	Paulino Paulino Richi (MB)	DOM	3	6	6	15	0.75
9	10	Schouten Casey Adam (OP)	CAN	2	-	1	3	0.67
9	12	Holt Samuel (WS)	USA	2	-	-	2	0.67
Total Tournament				86	265	258	609	3.74



Best Servers


Rk	No	Name	Team	Aces	Faults	Serve Hits	Total Attempts	Avg. by set
1	9	Bonacic Dusan (WS)	CHI	6	3	12	21	1.50
2	7	Romay Dammert Eduardo (OP)	PER	4	2	15	21	0.80
3	1	Vargas Daniel (OP)	MEX	2	-	9	11	0.67
4	12	Holt Samuel (WS)	USA	2	1	6	9	0.67
5	13	Keturakis Byron (S)	CAN	2	1	5	8	0.67
6	6	Theodore Joel (MB)	TTO	2	3	7	12	0.67
7	9	Cowell Colton (WS)	USA	2	4	7	13	0.67
8	4	Parraguirre Tomas (OP)	CHI	2	5	8	15	0.50
9	19	Cruz Cepin Hector Alexis (WS)	DOM	2	9	8	19	0.50
10	24	Johansen German (OP)	ARG	2	2	17	21	0.40
Total Tournament				56	186	766	1.008	2.43





P-5 VOLLEYBALL • Players ranking by skills

2019 Senior Men Panamerican Cup



Best Diggers

Rk	No	Name	Team	Digs	Faults	Receptions	Total Attempts	Avg. by set
1	19	Massimino Franco (L)	ARG	25	13	-	38	5.00
2	16	Dwarkasing Joshua (L)	SUR	13	5	1	19	4.33
3	17	Mickel Besson (L)	TTO	12	4	-	16	4.00
4	11	Nakamatsu Jonathan (L)	PER	19	8	2	29	3.80
5	7	Sporkslede Keven (WS)	SUR	11	6	3	20	3.67
6	24	Cabrera Rivera Arnel (L)	PUR	17	8	2	27	3.40
7	5	Rangel Jesus (L)	MEX	10	1	-	11	3.33
8	12	Pineda Lopez Tirson Ivan (L)	GUA	9	1	2	12	3.00
9	15	Castillo Sebastian (L)	CHI	12	3	-	15	3.00
10	6	Pinas David (WS)	SUR	8	1	1	10	2.67
Total Tournament				525	285	98	908	22.83



Best Setters

Rk	No	Name	Team	Running Sets	Faults	Still Sets	Total Attempts	Avg. by set
1	10	Rangel Pedro (S)	MEX	41	-	18	59	13.67
2	19	Fiorentino Paez Oscar (S)	PUR	63	3	48	114	12.60
3	2	Williams Paul (S)	PER	58	3	61	122	11.60
4	14	Goide Arredondo Adrian Eduardo (S)	CUB	42	-	30	72	8.40
5	19	Banda Matias (S)	CHI	30	2	41	73	7.50
6	13	Tuaniga Joshua (S)	USA	19	-	7	26	6.33
7	7	Giraud Matias (S)	ARG	30	2	31	63	6.00
8	8	Donald Cameron (S)	TTO	16	-	41	57	5.33
9	7	Ruano Poron Adan Andree (S)	GUA	16	1	29	46	5.33
10	13	Keturakis Byron (S)	CAN	14	1	21	36	4.67
Total Tournament				415	21	528	964	18.04



Best Receivers

Limit: 20.00%


Rk	No	Name	Team	Excellents	Faults	Serve Receptions	Total Attempts	Eff. %
1	9	Cowell Colton (WS)	USA	9	-	1	10	90.00
2	11	Barajas Jorge (WS)	MEX	14	-	4	18	77.78
3	3	Chacon Pelaez Wawner Arnulfo (WS)	GUA	11	-	5	16	68.75
4	4	Ruiz De La Cruz Gonzalo (WS)	MEX	8	-	4	12	66.67
5	12	Lopez Kevin (WS)	PUR	23	-	12	35	65.71
6	4	Yang Herrera Marlon (WS)	CUB	21	-	13	34	61.76
7	12	Porras Balcazar Daniel Andre (WS)	PER	22	2	11	35	57.14
8	10	Bruno Nicolas (WS)	ARG	28	4	12	44	54.55
9	11	Parraguirre Vicente (WS)	CHI	10	-	9	19	52.63
10	2	Mergarejo Hernandez Osniel Lazaro (WS)	CUB	11	1	7	19	52.63
Total Tournament				402	66	351	819	41.03





P-5 VOLLEYBALL • Players ranking by skills

2019 Senior Men Panamerican Cup



Best Liberos

Rk	No	Name	Team	Excellents	Faults	In play	Total attempts	Succ. %
1	8	Foreman Andre (L)	CAN	6	1	2	9	66.67
2	15	Castillo Sebastian (L)	CHI	22	5	6	33	66.67
3	7	Garcia Alvarez Yonder Roman (L)	CUB	35	9	9	53	66.04
4	19	Massimino Franco (L)	ARG	39	15	7	61	63.93
5	5	Rangel Jesus (L)	MEX	17	4	6	27	62.96
6	11	Nakamatsu Jonathan (L)	PER	41	10	16	67	61.19
7	5	Mauricio Armando Juan Alberto (L)	DOM	8	2	4	14	57.14
8	19	Dagostino Kyle (L)	USA	8	1	6	15	53.33
9	16	Dwarkasing Joshua (L)	SUR	17	8	7	32	53.13
10	12	Pineda Lopez Tirson Ivan (L)	GUA	17	5	15	37	45.95





P-6 VOLLEYBALL • Teams ranking by skills

2019 Senior Men Panamerican Cup



Best Spikers

Limit: 15.00%

Rk	Team	Spikes	Faults	Shots	Total Attempts	Succ. %
1	USA United States	39	9	12	60	65.00
2	MEX Mexico	41	7	29	77	53.25
3	ARG Argentina	62	22	36	120	51.67
4	PUR Puerto Rico	64	14	48	126	50.79
5	CUB Cuba	59	18	40	117	50.43
6	CHI Chile	43	13	34	90	47.78
7	DOM Dominican Republic	46	15	38	99	46.46
8	PER Peru	68	25	54	147	46.26
9	TTO Trinidad and Tobago	33	12	31	76	43.42
10	CAN Canda	28	8	33	69	40.58
11	GUA Guatemala	17	18	30	65	26.15
12	SUR Suriname	16	19	32	67	23.88
Total Tournament		516	180	417	1.113	46.36



Best Blockers

Rk	Team	Kill Blocks	Faults	Rebounds	Total Attempts	Avg. by set
1	USA United States	11	12	19	42	3.67
2	PUR Puerto Rico	16	38	38	92	3.20
3	CUB Cuba	13	36	28	77	2.60
4	CAN Canda	7	8	12	27	2.33
5	DOM Dominican Republic	8	27	21	56	2.00
6	MEX Mexico	5	15	23	43	1.67
7	PER Peru	8	27	23	58	1.60
8	CHI Chile	5	19	20	44	1.25
9	ARG Argentina	5	26	31	62	1.00
9	TTO Trinidad and Tobago	3	21	12	36	1.00
9	GUA Guatemala	3	21	10	34	1.00
12	SUR Suriname	2	15	21	38	0.67
Total Tournament		86	265	258	609	3.74






P-6 VOLLEYBALL • Teams ranking by skills

2019 Senior Men Panamerican Cup



Best Servers

Rk	Team	Aces	Faults	Serve Hits	Total Attempts	Avg. by set
1	CHI Chile	11	15	67	93	2.75
2	CAN Canda	7	19	46	72	2.33
3	MEX Mexico	6	16	51	73	2.00
4	USA United States	5	18	50	73	1.67
5	DOM Dominican Republic	5	18	62	85	1.25
6	PER Peru	5	15	93	113	1.00
6	ARG Argentina	5	18	91	114	1.00
6	TTO Trinidad and Tobago	3	13	47	63	1.00
6	CUB Cuba	5	23	83	111	1.00
10	PUR Puerto Rico	3	16	97	116	0.60
11	SUR Suriname	1	9	42	52	0.33
12	GUA Guatemala	-	6	37	43	
Total Tournament		56	186	766	1.008	2.43



Best Diggers

Rk	Team	Digs	Faults	Receptions	Total Attempts	Avg. by set
1	SUR Suriname	47	23	9	79	15.67
2	TTO Trinidad and Tobago	43	23	3	69	14.33
3	PER Peru	69	41	9	119	13.80
4	ARG Argentina	65	36	3	104	13.00
5	MEX Mexico	37	20	8	65	12.33
6	CHI Chile	48	26	9	83	12.00
7	PUR Puerto Rico	55	35	5	95	11.00
8	GUA Guatemala	31	19	6	56	10.33
9	DOM Dominican Republic	37	19	14	70	9.25
10	USA United States	27	4	5	36	9.00
11	CAN Canda	25	11	22	58	8.33
12	CUB Cuba	41	28	5	74	8.20
Total Tournament		525	285	98	908	22.83





P-6 VOLLEYBALL • Teams ranking by skills

2019 Senior Men Panamerican Cup



Best Setters

Rk	Team	Running Sets	Faults	Still Sets	Total Attempts	Avg. by set
1	MEX Mexico	41	-	24	65	13.67
2	PUR Puerto Rico	63	4	49	116	12.60
3	PER Peru	58	3	65	126	11.60
4	CUB Cuba	56	1	49	106	11.20
5	ARG Argentina	52	2	50	104	10.40
6	USA United States	31	-	16	47	10.33
7	CAN Canda	25	2	32	59	8.33
8	CHI Chile	30	4	45	79	7.50
9	TTO Trinidad and Tobago	17	-	43	60	5.67
9	GUA Guatemala	17	1	37	55	5.67
11	DOM Dominican Republic	15	4	71	90	3.75
12	SUR Suriname	10	-	47	57	3.33
Total Tournament		415	21	528	964	18.04



Best Receivers

Limit: 20.00%

Rk	Team	Excellents	Faults	Serve Receptions	Total Attempts	Eff. %
1	PUR Puerto Rico	57	4	36	97	54.64
2	CUB Cuba	58	7	30	95	53.68
3	MEX Mexico	29	3	18	50	52.00
4	ARG Argentina	51	7	29	87	50.57
5	USA United States	19	-	19	38	50.00
6	PER Peru	54	5	40	99	49.49
7	CHI Chile	37	6	23	66	46.97
8	CAN Canda	18	1	24	43	39.53
9	GUA Guatemala	23	7	25	55	29.09
10	DOM Dominican Republic	30	11	38	79	24.05
11	TTO Trinidad and Tobago	14	6	37	57	14.04
12	SUR Suriname	12	9	32	53	5.66
Total Tournament		402	66	351	819	41.03





Puerto Rico and Cuba win thrilling tie-breakers in Pan Am Cup opening

COLIMA, Mexico, June 16, 2019.- Puerto Rico and Cuba won thrilling tie-breakers in the opening of the fourteenth Men's Pan American Cup at the Multifunctional Auditorium in Colima, Mexico.

Puerto Rico recovered from a 0-2 set-deficit against Peru in pool B 3-2 (23-25, 24-26, 30-28, 25-19, 16-14) while Cuba defeated Argentina with dramatic 3-2 (32-30, 25-20, 22-25, 17-25, 15-13) pool A.

Also off to a good start was United States, Canada, Chile and host Mexico.

Puerto Rico 3, Peru 2

The fourteenth Men's Pan American Cup opened with a tie-break thriller win by Puerto Rico against Peru 3-2 (23-25, 24-26, 30-28, 25-19, 16-14). Puerto Rico came from behind to recover from losing two tough sets while struggling from Peru's surprising velocity and force over the net. Puerto Ricans blocks were responsible for their first win in pool B, by a comfortable 16-8 margin. Peru led in kills 68-64, as well as in serves 5-3. Puerto Rico committed a total of 34 errors and benefited from 31 opponent errors. Wing spiker Kevin Lopez led Puerto Rico with 24 points including 20 kills and 2 aces, followed by middle blocker Pedro Nieves with 17 points including 6 monster blocks; while wing spiker Pelegrin Vargas and opposite Javier Rodriguez contributed with 14 points apiece. On Peru's side, wing spiker Alvaro Hidalgo scored a match-high with 28 points including 27 kills, opposite Eduardo Romay scored 19 points including 14 kills and 4 strong aces; wing spiker Daniel Porras scored 13 points and middle blocker Daniel Urueña added 11 points.

United States 3, Guatemala 0

United States swept Guatemala 3-0 (25-10, 25-17, 25-17) in their first win. United States, along with Guatemala made their debut in pool C of the event, with United States leading in every skill by 39-17 margin in kills, 11-3 in blocks and 5-0 in serves. Guatemala committed fewer errors (20-24) than USA. Wing spikers Colton Cowell and Samuel Holt led USA with 9 points apiece, opposite James Shaw and middle blocker Brendan Schmidt scored 8 and 7 points respectively. Wing spiker Wagner Chacon topped Guatemala with 7 points, followed by captain Carlos Lopez with 5 points.

Canada 3, Suriname 0

Canada downed Suriname 3-0 (25-14, 25-19, 25-16). The first match in pool A showed a consistent performance from Canada and a strong effort by Suriname who pushed forward



in the second set. Canada held a robust 28-16 advantage in spikes, 7-2 margin in blocks and 7-1 in aces. Both sides finished with numerous errors, Canada with 30 and Suriname with 33. Wing spiker Braedon Friesen led Canada's scorers with 9 points on 8 kills and one ace; middle blocker Danny Demyanenko scored 8 points on 4 kills and 4 effective blocks, while opposite Casey Schouten contributed with 6 points. Keven Sporkslede scored 8 points for Suriname.

Chile 3, Dominican Republic 1

Chile beat Dominican Republic 3-1 (25-18, 20-25, 25-20, 25-21). Chile needed almost two hours (1:58) to hold off Dominican Republic in pool C, mostly from the service line with 11-5 margin. In set two, Dominicans suffered the loss of opposite Henry Tapia due to dehydration. Chile also finished with 46-43 margin in spikes, 8-5 in blocks and benefited from 36 Dominican errors while committing 25. Chilean captain Dusan Bonacic scored 17 points on 11 kills and 6 aces and opposite Tomas Parraguirre added 15 points on 13 kills and 2 aces. Wing spiker Héctor Cruz of Dominican Republic scored a match-high of 20 points on 15 kills, 3 blocks and 2 aces; wing spiker Jonathan Mercedes contributed with 13 points on 12 kills and one ace.

Cuba 3, Argentina 2

Cuba defeated Argentina in dramatic five-sets 3-2 (32-30, 25-20, 22-25, 17-25, 15-13). Argentina led the entire first set only to lose three set points (24-21) and reaching a dramatic 32-30 in Cuba's favor. Still the South American squad extended the actions bouncing back from 0-2 set-deficit. It was a match full of emotions, intensity and powerful spikes as well as blocks. Cuba led in blocks with huge 13-5 margin, while Argentina led in attacks 62-59. Both teams scored on 5 aces; in addition, Cuba committed more errors (41-34). Cubans used a balanced scoring attack with wing spikers Marlon Yang and Miguel Angel López on 16 points apiece; wing spiker Osniel Mergarejo registered 12 points, while middle blockers Roamy Alonso and Javier Concepción tallied 11 points apiece. Argentinean Nicolas Bruno led all scorers with 23 points on 22 kills and one ace; opposite German Johansen joined in with 14 points and wing spiker Nicolás Lazo added 10 points.

Mexico 3, Trinidad and Tobago 0

Mexico opened the fourteenth Men's Pan American Cup winning to Trinidad and Tobago 3-0 (25-19, 25-20, 25-22). Mexico got off to a good start in pool B leading 41-33 in spikes, 5-3 in blocks and 6-3 in aces. Both teams finished with similar amount of errors, Mexico with 22 and Trinidad and Tobago with 23. Opposite Daniel Vargas was Mexico's top scorer with 11 points on 9 kills and 2 aces; wing spiker Jorge Barajas and middle blocker Jonathan Martinez collected 8 points apiece. Opposite Ryan Stewart of Trinidad and Tobago led all scorers with 16 points on 14 kills, one block and one ace, followed by wing spiker Brandon Legall with 12 points all on kills.



Puerto Rico y Cuba abren Copa Pan Am dramáticos tie-breaks

COLIMA, México, 16 de junio de 2019.- Puerto Rico y Cuba abrieron la décimo cuarta Copa Panamericana Masculina con dramáticos triunfos en cinco sets en el Auditorio Multifuncional de Colima, México.

En el grupo B, Puerto Rico se recuperó de un déficit de 0-2 en sets ante Perú 3-2 (23-25, 24-26, 30-28, 25-19, 16-14), mientras que Cuba derrotó a Argentina en dramático 3-2 (32-30, 25-20, 22-25, 17-25, 15-13) en el grupo A.

También tuvieron un buen inicio Estados Unidos, Canadá, Chile y el anfitrión México.

Puerto Rico 3, Perú 2

La décimo cuarta Copa Panamericana Masculina abrió con un emocionante triunfo en cinco sets por parte de Puerto Rico 3-2 (23-25, 24-26, 30-28, 25-19, 16-14) sobre Perú. Puerto Rico vino de atrás para recuperarse de dos sets perdidos, siendo sorprendidos por el juego rápido y la fuerza de Perú. El bloqueo puertorriqueño fue responsable de su primer triunfo en el grupo B, con una cómoda ventaja de 16-8. Perú encabezó en ataques 68-64, así como en servicios 5-3. Puerto Rico cometió un total de 34 errores y se benefició de 31 errores de su rival. El atacante Kevin López lideró a Puerto Rico con 24 puntos incluyendo 20 ataques y 2 puntos de servicio, seguido por el central Pedro Nieves con 17 puntos incluyendo 6 espectaculares bloqueos; mientras que el atacante Pelegrin Vargas y el opuesto Javier Rodríguez contribuyeron con 14 puntos cada uno. Del lado peruano, el atacante Alvaro Hidalgo fue el máximo anotador del juego con 28 puntos incluyendo 27 ataques, el opuesto Eduardo Romay anotó 19 puntos incluyendo 14 ataques y 4 potentes servicios; el atacante Daniel Porras anotó 13 puntos y el central Daniel Urueña agregó 11 puntos.

Estados Unidos 3, Guatemala 0

Estados Unidos dominó a Guatemala 3-0 (25-10, 25-17, 25-17) en su primer triunfo. Estados Unidos junto a Guatemala debutaron en el grupo C del evento, con Estados Unidos controlando todos los aspectos de juego por 39-17 margen en ataques, 11-3 en bloqueos y 5-0 en puntos de servicio. Guatemala cometió menos errores (20-24) que EEUU. Los atacantes Colton Cowell y Samuel Holt encabezaron a EEUU con 9 puntos cada uno, el opuesto James Shaw y el central Brendan Schmidt anotaron 8 y 7 puntos respectivamente. El atacante Wagner Chacón fue el mejor de Guatemala con 7 puntos, seguido por el capitán Carlo López con 5 puntos.



Canadá 3, Surinam 0

Canadá se impuso a Surinam 3-0 (25-14, 25-19, 25-16) en su debut. El primer juego del grupo A presentó a un equipo canadiense consistente y un gran esfuerzo por parte de Surinam en presionar para ir adelante en el segundo set. Canadá sostuvo una amplia ventaja de 28-16 en ataques, un margen de 7-2 en bloqueos y 7-1 en puntos de servicio. Ambos lados finalizaron con numerosos errores, Canadá con 30 y Surinam con 33. El atacante Braedon Friesen fue el líder de anotaciones para Canadá con 9 puntos a través de 8 ataques y un punto de saque; el central Danny Demyanenko anotó 8 puntos de 4 ataques y 4 efectivos bloqueos, mientras que el opuesto Casey Schouten contribuyó con 6 puntos. Keven Sporkslede anotó 8 puntos para Surinam.

Chile 3, República Dominicana 1

Chile derrotó a República Dominicana 3-1 (25-18, 20-25, 25-20, 25-21). Chile necesitó casi dos horas (1:58) para detener a República Dominicana en el grupo C, mayormente gracias a su equilibrado servicio con ventaja de 11-5. En el segundo set, los dominicanos perdieron al opuesto Henry Tapia por deshidratación. Chile también dominó el ataque por 46-43, con margen 8-5 en bloqueos y se beneficiaron de 36 errores dominicanos, cometiendo 25 errores propios. El capitán chileno Dusan Bonacic anotó 17 puntos a través de 11 ataques y 6 aces, y el opuesto Tomás Parraguirre agregó 15 puntos a través de 13 ataques y 2 aces. El atacante Héctor Cruz de República Dominicana fue el máximo anotador del partido con 20 puntos a través de 15 ataques, 3 bloqueos y 2 aces; le siguió el atacante Jonathan Mercedes con 13 puntos a través de 12 ataques y un ace.

Cuba 3, Argentina 2

Cuba derrotó a Argentina en dramáticos cinco sets 3-2 (32-30, 25-20, 22-25, 17-25, 15-13). Argentina lideró todo el primer set solo para perder tres puntos de set (24-21) y caer por un dramático 32-30 a favor de Cuba. Aun así, el equipo Sudamericano extendió las acciones recuperándose de un déficit de 0-2 en sets. Fue un juego lleno de emociones, intensidad y potentes ataques, así como bloqueos. Cuba encabezó el bloqueo por amplia ventaja de 13-5, mientras que Argentina lideró el ataque 62-59. Ambos equipos anotaron 5 puntos de servicio; además, Cuba cometió más errores (41-34). Los cubanos usaron un equilibrado ataque entre los atacantes Marlon Yang y Miguel Angel López con 16 puntos cada uno; el atacante Osniel Mergarejo registró 12 puntos, mientras que los centrales Roamy Alonso y Javier Concepción anotaron 11 unidades cada uno. El argentino Nicolás Bruno fue el máximo anotador del encuentro con 23 puntos a través de 22 ataques y un ace; el opuesto German Johansen se unió con 14 puntos y el atacante Nicolás Lazo sumó 10 puntos.



Mexico 3, Trinidad y Tobago 0

México abrió la décimo cuarta Copa Panamericana Masculina con triunfo sobre Trinidad y Tobago 3-0 (25-19, 25-20, 25-22). México inició bien el grupo B, encabezando el ataque por margen de 41-33, el bloqueo por 5-3 y los puntos de servicio por 6-3. Ambos equipos terminaron con similar cantidad de errores, México con 22 y Trinidad y Tobago con 23. El opuesto Daniel Vargas encabezó a México con 11 puntos a través de 9 ataques y 2 aces; el atacante Jorge Barajas y el central Jonathan Martinez recolectaron 8 puntos cada uno. El opuesto Ryan Stewart de Trinidad y Tobago fue el máximo anotador de partido con 16 puntos a través de 14 ataques, un bloqueo y un ace, seguido por el atacante Brandon Legall con 12 puntos, todos por ataque.