

Women Final Four Qualification Tournament

San Juan, Puerto Rico
January 4, 2019

BULLETIN #2





TO: All Team Manager & Officials

FROM: Organizing Committee

Sub: Change in the Lunch time

Dears:

Hi. Since tomorrow Saturday January 5, 2019 the Lunch time change in the hotel.

The new time is 12:00PM to 2:30PM.

Please inform your players and staff.

Thanks.



0-1 UNIFORM COLOURS
Couleur de l'uniforme

CITY: Ville:

DATE: TIME: Heure:

REGISTERED COLOURS / Couleurs enregistrées :
(ONLY SHIRT COLOUR - seulement la couleur du maillot)

GUA ▼	NCA ▼	PUR ▼	TTO ▼	▼	▼
-------	-------	-------	-------	---	---

POOL/PHASE: Groupe/Phase:

1	Navy Blue	White	White	Red		
2	White	Royal Blue	Red	Black		
3		Navy	Blue	White		

MATCH SCHEDULE
Calendrier des matches


DATE:	No. Match	Team Equipe	
		A	B
05/Jan/2019	3	PUR	GUA
05/Jan/2019	4	NCA	TTO
06/Jan/2019	5	PUR	TTO
06/Jan/2019	6	GUA	NCA

TEAMS CHOICE (1-2 OR 3)
Choix des équipes (1-2 ou 3)

1st CHOICE 1er Choix		LIBERO CHOICE Libero Choix	
A	B	A	B
		Red	White
		Royal Blue	White
		White	Red
		Navy Blue	White

FIVB DECISION
Décision de la FIVB

A	B
White	Navy Blue
White	Black
Blue	White
White	Royal Blue





Día / Day	Hora / Time	Competition Venue - Coliseo Roberto Clemente
05-ene-19	8:00	GUA (15:30)
	9:30	NCA (17:30)
	11:00	TTO (17:30)
	12:30	DOM (20:00)
	15:30	PUR vs GUA
	17:30	NCA vs TTO
	20:00	PUR vs DOM (Serie del Caribe)
06-ene-19	8:00	TTO (15:30)
	9:30	NCA (17:30)
	11:00	GUA (17:30)
	12:30	DOM (20:00)
	15:30	PUR vs TTO
	17:30	GUA vs NCA
20:00	PUR vs DOM (Serie del Caribe)	



Calendario y Formato de Competencia / Competition Format and Match Schedule

ROUND ROBIN

No.	Date	Time	Teams		Set	Result per set (points)					TOTAL	TIME
						1	2	3	4	5		
1	4-Jan	15:30	PUERTO RICO	vs	NICARAGUA	3-0	25-15	25-12	25-7		75-34	1:17
2	4-Jan	17:30	TRINIDAD & TOBAGO	vs	GUATEMALA	3-1	25-14	25-14	22-25	25-7	97-60	1:36
3	5-Jan	15:30	PUERTO RICO	vs	GUATEMALA	0-0						
4	5-Jan	17:30	NICARAGUA	vs	TRINIDAD & TOBAGO	0-0						
5	6-Jan	15:30	PUERTO RICO	vs	TRINIDAD & TOBAGO	0-0						
6	6-Jan	17:30	GUATEMALA	vs	NICARAGUA	0-0						



P-4 VOLLEYBALL • Collated results & ranking

2019 PANAMERICAN GAMES WOMEN FINAL FOUR QUALIFICATION
 Results of Friday, January 04, 2019



MATCH RESULTS

ROUND ROBIN

No	Date	Teams	Set	Result per set (points)					Total Points	Time	Spectators
				1	2	3	4	5			
1	1/4/2019	PUR - NCA	3-0	25-15	25-12	25- 7			75- 34	1:17	5,000
2	1/4/2019	TTO - GUA	3-1	25-14	25-14	22-25	25- 7		97- 60	1:36	350

TEAM RANKING

ROUND ROBIN

Rk	Code	Team	Matches				Results Details					Sets			Points			
			Pts	T	W	L	3-0	3-1	3-2	2-3	1-3	0-3	W	L	Ratio	W	L	Ratio
1	PUR	Puerto Rico	5	1	1	0	1	0	0	0	0	0	3	0	MAX	75	34	2.206
2	TTO	Trinidad & Tobago	4	1	1	0	0	1	0	0	0	3	1	3.000	97	60	1.617	
3	GUA	Guatemala	1	1	0	1	0	0	0	1	0	1	3	0.333	60	97	0.619	
4	NCA	Nicaragua	0	1	0	1	0	0	0	0	1	0	3		34	75	0.453	

afy





P-2 VOLLEYBALL • Match result

2019 PANAMERICAN GAMES WOMEN FINAL FOUR QUALIFICATION ROUND ROBIN



Match: 1 **Date:** 1/4/2019 **Spectators:** 5,000
City: San Juan
Hall: Coliseo Roberto Clemente
Match duration: Start: 15:30 End: 16:47 Total: 1:17

Teams	Sets	1	2	3	4	5	Total
PUR	3	25	25	25			75
NCA	0	15	12	7			34
Set duration		0:21	0:21	0:21			1:03

Referees: Ramirez, Y. (DOM) & Cifuentes, G. (GUA)

PUR • Puerto Rico		1	2	3	4	5	Pts
2	L Venegas Shara (L)	L	L				
3	L Leon Valeria A. (L)		L	L			
5	Otero Perez Julymar (WS)					■	5
8	Rojas Paola (MB)			■	■		4
9	Alvarez Sarai (OP)				■	■	2
11	Ocasio Karina (WS)		■	■			3
12	Ortiz Neira (MB)		■				3
14	Valentin Natalia (S)		■				
15	Rivera Wilmarie (S)				■	■	8
17	Prieto Cerame Paulina (OP)		■	■			13
19	Jusino Ana Sofia (MB)		■				2
20	Hernandez Legna (WS)					■	10
21	Victoria Pilar (WS)		■	■			6
23	Reyes Diana (MB)				■	■	4

Coach: Mieles Jose (PUR)
Assistant: Batista Geraldo (PUR)

NCA • Nicaragua		1	2	3	4	5	Pts
1	Pereira Herrera Andrea (WS)			■	■		1
2	Arcia Muñoz Maria (OP)		□	■			
3	Torres Tobie Maryuri (WS)		■	■			2
4	Traña Lugo Hellen (MB)		■	■	■		4
5	Campos Maria (WS)					□	
7	Brenes Clemente Masiel (MB)					■	
8	Conto Calero Dalia (S)		■	■	■		2
9	Noguera Claudia (S)		□		□		
12	Gonzales Kathy (WS)		■		■		3
13	Diaz Escorcia Josafat (MB)		■	■	■		3
14	L Lainez Ana Maria (L)		L	L	L		
15	Calero Ericka (OP)		■		□		1

Coach: Quintana Rene (NCA)
Assistant: Mena Jorge (NCA)

TEAMS AND PLAYERS PERFORMANCES

Won Pts	Total Atts	No Name
37	71	Total Team
6	10	20 Hernandez Legna (WS)
6	10	17 Prieto Cerame Paulina (OP)
7	30	Total Team
2	4	20 Hernandez Legna (WS)
1	2	12 Ortiz Neira (MB)
16	73	Total Team
6	10	17 Prieto Cerame Paulina (OP)
5	11	15 Rivera Wilmarie (S)
15		Total Team
75	174	Total Team

Scoring Skills
Spike
Block
Serve
Opp. error
Total

Won Pts	Total Atts	No Name
14	66	Total Team
4	15	4 Traña Lugo Hellen (MB)
3	9	12 Gonzales Kathy (WS)
0	18	Total Team
2	36	Total Team
1	6	8 Conto Calero Dalia (S)
1	8	13 Diaz Escorcia Josafat (MB)
18		Total Team
34	120	Total Team

13	22	17 Prieto Cerame Paulina (OP)
----	----	-------------------------------

Best Scorer
4 Traña Lugo Hellen (MB)

4	21	4 Traña Lugo Hellen (MB)
---	----	--------------------------

Excellent	Total Atts	No Name
48	69	Total Team
14	15	3 Leon Valeria A. (L)
7	9	11 Ocasio Karina (WS)
17	61	Total Team
12	44	15 Rivera Wilmarie (S)
15	29	Total Team
5	7	11 Ocasio Karina (WS)
2	3	20 Hernandez Legna (WS)

Non scoring Skills
Dig
Set
Reception
Success - Faults
Attempts

Excellent	Total Atts	No Name
23	94	Total Team
5	13	4 Traña Lugo Hellen (MB)
4	11	14 Lainez Ana Maria (L)
3	68	Total Team
2	56	8 Conto Calero Dalia (S)
17	65	Total Team
1	4	12 Gonzales Kathy (WS)
3	10	4 Traña Lugo Hellen (MB)

■ Starting line-up Pts = Points scored [nn] = Captain
□ Substitute Atts = Attempts L = Libero
Opp = Opponent





P-2 VOLLEYBALL • Match result

2019 PANAMERICAN GAMES WOMEN FINAL FOUR QUALIFICATION ROUND ROBIN



Match: 2 **Date:** 1/4/2019 **Spectators:** 350
City: San Juan
Hall: Coliseo Roberto Clemente
Match duration: Start: 17:37 End: 19:13 Total: 1:36

Teams	Sets	1	2	3	4	5	Total
TTO	3	25	25	22	25		97
GUA	1	14	14	25	7		60
Set duration		0:22	0:20	0:26	0:19		1:27

Referees: Laforest, E. (PUR) & Martinez, Y. (NCA)

TTO • Trinidad & Tobago		1	2	3	4	5	Pts
3	Thompson Channon (WS)	■	■	■	■		27
5	Pierre Delicia (WS)	■	■	■	■		16
9	Steele Nya (S)	■	■	■	■		5
11	L Olton Afesha (L)	L	L	L	L		
15	Morain Latisha (WS)						
16	Esdelle Krystle (OP)	■	■	■	■		20
17	Chin Choy Cheyenne (WS)						
18	Aaliyah Alexis (OP)						
20	Belmar Johanna (S)						
21	Alexander Afiya (MB)	■	■	■	■		7
24	Joseph La-Teisha (MB)						
25	Noel Rachel (MB)	■	■	■	■		4

Coach: DRAKES NICHOLSON (TTO)
Assistant: MORRISON SEAN-MIGUEL (TTO)

GUA • Guatemala		1	2	3	4	5	Pts
2	Tornoe Gonzalez Daniela (MB)	■					
3	Bobadilla Valdez Savinnah (WS)		□	□	□		
4	L Chavarria Marroquin Frida (L)	L	L	L	L		
5	Castellanos Garcia Jimena (OP)	■	■	■	□		1
7	Tyggum Silva Alexandra (WS)	■	■	■	■		5
10	Villalobos Lopez Ada (WS)	□	□	■	■		4
11	Alvarado Franco Paola (WS)	■	■	■	■		7
12	Caal Torres Jessica (S)	■	■		□		
13	González Morales Astrid (MB)						
14	Gomez Hirst Carmen (S)		□	□	■	■	2
16	Chavez Arimany Marina (MB)	■	■	■	■		7
18	Juarez Peña Maria (MB)		■	■	■		2

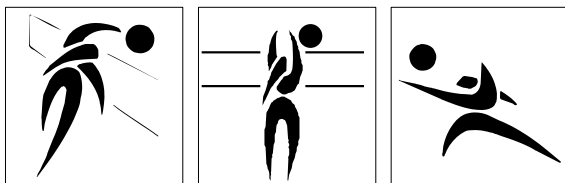
Coach: ALDANA DAVID (GUA)
Assistant:

TEAMS AND PLAYERS PERFORMANCES

Won Pts	Total Atts	No Name	Scoring Skills	Won Pts	Total Atts	No Name
48	98	Total Team		20	81	Total Team
21	37	3 Thompson Channon (WS)	Spike	7	23	11 Alvarado Franco Paola
12	22	16 Esdelle Krystle (OP)		5	15	7 Tyggum Silva Alexandra
14	37	Total Team	Block	2	36	Total Team
4	11	21 Alexander Afiya (MB)		1	8	18 Juarez Peña Maria (MB)
4	5	3 Thompson Channon (WS)		1	13	16 Chavez Arimany Marina
17	95	Total Team	Serve	6	61	Total Team
5	24	16 Esdelle Krystle (OP)		4	13	16 Chavez Arimany Marina
4	21	5 Pierre Delicia (WS)		2	10	14 Gomez Hirst Carmen (S)
18		Total Team	Opp. error	32		Total Team
97	230	Total Team	Total	60	178	Total Team
27	54	3 Thompson Channon (WS)	Best Scorer	7	36	11 Alvarado Franco Paola
54	112	Total Team	Non scoring Skills	41	125	Total Team
22	39	11 Olton Afesha (L)		12	32	4 Chavarria Marroquin Frida
15	23	16 Esdelle Krystle (OP)	Dig	7	13	5 Castellanos Garcia Jimena
4	89	Total Team		9	75	Total Team
3	79	9 Steele Nya (S)	Set	8	38	14 Gomez Hirst Carmen (S)
21	55	Total Team	Reception	16	76	Total Team
5	12	3 Thompson Channon (WS)	Success - Faults	1	1	18 Juarez Peña Maria (MB)
7	19	5 Pierre Delicia (WS)	# Attempts	3	7	10 Villalobos Lopez Ada (WS)

■ Starting line-up Pts = Points scored [nn] = Captain
□ Substitute Atts = Attempts L = Libero
Opp = Opponent





Best Scorers

Rk	No	Name	Team	Spike	Block	Serve	Total
1	3	Thompson Channon (WS)	TTO	21	4	2	27
2	16	Esdelle Krystle (OP)	TTO	12	3	5	20
3	5	Pierre Delicia (WS)	TTO	11	1	4	16
4	17	Prieto Cerame Paulina (OP)	PUR	6	1	6	13
5	20	Hernandez Legna (WS)	PUR	6	2	2	10
6	15	Rivera Wilmarie (S)	PUR	2	1	5	8
7	11	Alvarado Franco Paola (WS)	GUA	7	0	0	7
7	16	Chavez Arimany Marina (MB)	GUA	2	1	4	7
7	21	Alexander Afiya (MB)	TTO	1	4	2	7
10	21	Victoria Pilar (WS)	PUR	5	0	1	6
11	5	Otero Perez Julymar (WS)	PUR	5	0	0	5
11	7	Tyggum Silva Alexandra (WS)	GUA	5	0	0	5
11	9	Steele Nya (S)	TTO	2	2	1	5
14	4	Traña Lugo Hellen (MB)	NCA	4	0	0	4
14	23	Reyes Diana (MB)	PUR	3	1	0	4
14	8	Rojas Paola (MB)	PUR	1	1	2	4
14	10	Villalobos Lopez Ada (WS)	GUA	4	0	0	4
14	25	Noel Rachel (MB)	TTO	1	0	3	4
19	11	Ocasio Karina (WS)	PUR	3	0	0	3
19	12	Gonzales Kathy (WS)	NCA	3	0	0	3
19	12	Ortiz Neira (MB)	PUR	2	1	0	3
19	13	Diaz Escorcía Josafat (MB)	NCA	2	0	1	3
23	9	Alvarez Sarai (OP)	PUR	2	0	0	2
23	19	Jusino Ana Sofia (MB)	PUR	2	0	0	2
23	3	Torres Tobie Maryuri (WS)	NCA	2	0	0	2
23	8	Conto Calero Dalia (S)	NCA	1	0	1	2
23	18	Juarez Peña Maria (MB)	GUA	1	1	0	2
23	14	Gomez Hirst Carmen (S)	GUA	0	0	2	2
29	1	Pereira Herrera Andrea (WS)	NCA	1	0	0	1
29	15	Calero Ericka (OP)	NCA	1	0	0	1
29	5	Castellanos Garcia Jimena (OP)	GUA	1	0	0	1
32	2	Venegas Shara (L)	PUR	0	0	0	0
32	3	Leon Valeria A. (L)	PUR	0	0	0	0
32	14	Valentin Natalia (S)	PUR	0	0	0	0
32	2	Arcia Muñoz Maria (OP)	NCA	0	0	0	0
32	5	Campos Maria (WS)	NCA	0	0	0	0
32	7	Brenes Clemente Masiel (MB)	NCA	0	0	0	0
32	9	Noguera Claudia (S)	NCA	0	0	0	0
32	14	Lainez Ana Maria (L)	NCA	0	0	0	0
32	2	Tornoe Gonzalez Daniela (MB)	GUA	0	0	0	0
32	3	Bobadilla Valdez Savannah (WS)	GUA	0	0	0	0
32	4	Chavarria Marroquin Frida (L)	GUA	0	0	0	0
32	12	Caal Torres Jessica (S)	GUA	0	0	0	0
32	13	González Morales Astrid (MB)	GUA	0	0	0	0
32	11	Olton Afesha (L)	TTO	0	0	0	0
32	15	Morain Latisha (WS)	TTO	0	0	0	0
32	17	Chin Choy Cheyenne (WS)	TTO	0	0	0	0
32	18	Aaliyah Alexis (OP)	TTO	0	0	0	0
32	20	Belmar Johanna (S)	TTO	0	0	0	0
32	24	Joseph La-Teisha (MB)	TTO	0	0	0	0
Total tournament				119	23	41	183



Best Spikers

Limit: 15.00%

Rk	No	Name	Team	Spikes	Faults	Shots	Total Attempts	Succ. %
1	3	Thompson Channon (WS)	TTO	21	4	12	37	56.76
2	16	Esdelle Krystle (OP)	TTO	12	-	10	22	54.55
3	5	Pierre Delicia (WS)	TTO	11	3	13	27	40.74
4	7	Tyggum Silva Alexandra (WS)	GUA	5	5	5	15	33.33
5	11	Alvarado Franco Paola (WS)	GUA	7	7	9	23	30.43
6	4	Traña Lugo Hellen (MB)	NCA	4	2	9	15	26.67
7	10	Villalobos Lopez Ada (WS)	GUA	4	1	12	17	23.53
8	3	Torres Tobie Maryuri (WS)	NCA	2	2	8	12	16.67
9	13	Diaz Escorcía Josafat (MB)	NCA	2	1	11	14	14.29
-	20	Hernandez Legna (WS)	PUR	6	-	4	10	
Total Tournament				119	44	153	316	37.66




Best Blockers

Rk	No	Name	Team	Kill Blocks	Faults	Rebounds	Total Attempts	Avg. by set
1	21	Alexander Afiya (MB)	TTO	4	2	5	11	1.00
2	3	Thompson Channon (WS)	TTO	4	1	-	5	1.00
3	16	Esdelle Krystle (OP)	TTO	3	1	2	6	0.75
4	20	Hernandez Legna (WS)	PUR	2	1	1	4	0.67
5	9	Steele Nya (S)	TTO	2	-	6	8	0.50
6	12	Ortiz Neira (MB)	PUR	1	-	1	2	0.33
6	15	Rivera Wilmarie (S)	PUR	1	-	-	1	0.33
6	23	Reyes Diana (MB)	PUR	1	-	3	4	0.33
9	8	Rojas Paola (MB)	PUR	1	1	5	7	0.33
10	17	Prieto Cerame Paulina (OP)	PUR	1	1	-	2	0.33
Total Tournament				23	20	78	121	3.29



Best Servers

Rk	No	Name	Team	Aces	Faults	Serve Hits	Total Attempts	Avg. by set
1	17	Prieto Cerame Paulina (OP)	PUR	6	-	4	10	2.00
2	15	Rivera Wilmarie (S)	PUR	5	2	4	11	1.67
3	16	Esdelle Krystle (OP)	TTO	5	5	14	24	1.25
4	16	Chavez Arimany Marina (MB)	GUA	4	-	9	13	1.00
5	5	Pierre Delicia (WS)	TTO	4	2	15	21	1.00
6	25	Noel Rachel (MB)	TTO	3	2	6	11	0.75
7	20	Hernandez Legna (WS)	PUR	2	-	2	4	0.67
8	8	Rojas Paola (MB)	PUR	2	2	6	10	0.67
9	14	Gomez Hirst Carmen (S)	GUA	2	-	8	10	0.50
10	3	Thompson Channon (WS)	TTO	2	2	8	12	0.50
Total Tournament				41	40	184	265	5.86



Best Diggers

Rk	No	Name	Team	Digs	Faults	Receptions	Total Attempts	Avg. by set
1	11	Olton Afesha (L)	TTO	22	6	11	39	5.50
2	3	Leon Valeria A. (L)	PUR	14	-	1	15	4.67
3	16	Esdelle Krystle (OP)	TTO	15	3	5	23	3.75
4	4	Chavarria Marroquin Frida (L)	GUA	12	12	8	32	3.00
5	3	Thompson Channon (WS)	TTO	10	4	9	23	2.50
6	11	Ocasio Karina (WS)	PUR	7	2	-	9	2.33
7	5	Castellanos Garcia Jimena (OP)	GUA	7	4	2	13	1.75
8	20	Hernandez Legna (WS)	PUR	5	-	-	5	1.67
9	9	Alvarez Sarai (OP)	PUR	5	1	1	7	1.67
10	4	Traña Lugo Hellen (MB)	NCA	5	5	3	13	1.67
Total Tournament				166	112	122	400	23.71



Best Setters


Rk	No	Name	Team	Running Sets	Faults	Still Sets	Total Attempts	Avg. by set
1	15	Rivera Wilmarie (S)	PUR	12	1	31	44	4.00
2	14	Gomez Hirst Carmen (S)	GUA	8	-	30	38	2.00
3	14	Valentin Natalia (S)	PUR	5	-	6	11	1.67
4	9	Steele Nya (S)	TTO	3	-	76	79	0.75
5	8	Conto Calero Dalia (S)	NCA	2	2	52	56	0.67
6	12	Gonzales Kathy (WS)	NCA	1	-	-	1	0.33
7	11	Olton Afesha (L)	TTO	1	-	6	7	0.25
8	12	Caal Torres Jessica (S)	GUA	1	2	23	26	0.25
-	1	Pereira Herrera Andrea (WS)	NCA	-	-	-	-	
-	2	Venegas Shara (L)	PUR	-	-	1	1	
Total Tournament				33	6	254	293	4.71



Best Receivers

Limit: 20.00%

Rk	No	Name	Team	Excellents	Faults	Serve Receptions	Total Attempts	Eff. %
1	11	Ocasio Karina (WS)	PUR	5	-	2	7	71.43
2	2	Venegas Shara (L)	PUR	4	1	2	7	42.86
3	3	Thompson Channon (WS)	TTO	5	-	7	12	41.67
4	5	Pierre Delicia (WS)	TTO	7	1	11	19	31.58
5	21	Victoria Pilar (WS)	PUR	3	1	3	7	28.57
6	11	Olton Afesha (L)	TTO	9	6	9	24	12.50
7	13	Diaz Escorcía Josafat (MB)	NCA	6	5	10	21	4.76
-	4	Chavarria Marroquin Frida (L)	GUA	6	6	17	29	0.00
-	15	Calero Ericka (OP)	NCA	5	5	4	14	0.00
-	4	Traña Lugo Hellen (MB)	NCA	3	1	6	10	
Total Tournament				69	43	113	225	11.56



Best Liberos

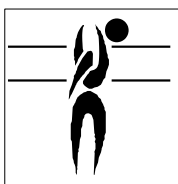
Rk	No	Name	Team	Excellents	Faults	In play	Total attempts	Succ. %
1	3	Leon Valeria A. (L)	PUR	15		4	19	78.95
2	2	Venegas Shara (L)	PUR	7	3	3	13	53.85
3	11	Olton Afesha (L)	TTO	31	12	20	63	49.21
4	4	Chavarria Marroquin Frida (L)	GUA	18	18	25	61	29.51
5	14	Lainez Ana Maria (L)	NCA	4	5	10	19	21.05



Best Spikers

Limit: 15.00%

Rk	Team	Spikes	Faults	Shots	Total Attempts	Succ. %
1	PUR Puerto Rico	37	7	27	71	52.11
2	TTO Trinidad & Tobago	48	7	43	98	48.98
3	GUA Guatemala	20	19	42	81	24.69
4	NCA Nicaragua	14	11	41	66	21.21
Total Tournament		119	44	153	316	37.66




Best Blockers

Rk	Team	Kill Blocks	Faults	Rebounds	Total Attempts	Avg. by set
1	TTO Trinidad & Tobago	14	8	15	37	3.50
2	PUR Puerto Rico	7	4	19	30	2.33
3	GUA Guatemala	2	4	30	36	0.50
4	NCA Nicaragua	-	4	14	18	
Total Tournament		23	20	78	121	3.29



Best Servers

Rk	Team	Aces	Faults	Serve Hits	Total Attempts	Avg. by set
1	PUR Puerto Rico	16	8	49	73	5.33
2	TTO Trinidad & Tobago	17	19	59	95	4.25
3	GUA Guatemala	6	6	49	61	1.50
4	NCA Nicaragua	2	7	27	36	0.67
Total Tournament		41	40	184	265	5.86



Best Diggers

Rk	Team	Digs	Faults	Receptions	Total Attempts	Avg. by set
1	PUR Puerto Rico	48	12	9	69	16.00
2	TTO Trinidad & Tobago	54	19	39	112	13.50
3	GUA Guatemala	41	47	37	125	10.25
4	NCA Nicaragua	23	34	37	94	7.67
Total Tournament		166	112	122	400	23.71



Best Setters

Rk	Team	Running Sets	Faults	Still Sets	Total Attempts	Avg. by set
1	PUR Puerto Rico	17	1	43	61	5.67
2	GUA Guatemala	9	2	64	75	2.25
3	TTO Trinidad & Tobago	4	-	85	89	1.00
3	NCA Nicaragua	3	3	62	68	1.00
Total Tournament		33	6	254	293	4.71



Best Receivers

Limit: 20.00%

Rk	Team	Excellents	Faults	Serve Receptions	Total Attempts	Eff. %
1	PUR Puerto Rico	15	2	12	29	44.83
2	TTO Trinidad & Tobago	21	7	27	55	25.45
3	NCA Nicaragua	17	16	32	65	1.54
4	GUA Guatemala	16	18	42	76	
Total Tournament		69	43	113	225	11.56



LA CONSISTENCIA DEFINE EL TRIUNFO DE TRINIDAD & TOBAGO

SAN JUAN, Puerto Rico – Trinidad & Tobago presentó una consistencia en el servicio y bloqueo que fue clave para que vencieran 3-1 a Guatemala en el cierre de la primera jornada del Torneo Clasificatorio a los Juegos Panamericanos.

Los parciales fueron 25-14, 25-14, 22-25, 25-7.

La fuerza de las trinitarias se dejó sentir desde el comienzo del partido, algo que le creó problemas a las guatemaltecas.

“Nuestro equipo cometió muchos errores en el tercer parcial, bajamos la intensidad, ellas (Guatemala) supo aprovechar ese momento”, dijo Nicholas Drake, técnico de Trinidad & Tobago.

Mientras, David Aldana celebró el haber dominado el tercer parcial, “Tenemos los pies en la tierra estábamos jugando ante un equipo que acaba de participar en el Campeonato Mundial. Su servicio es uno fuerte y para el tercer parcial se pudo estabilizar el pase y se logró el resultado”.

Channon Thompson lideró la ofensiva de las caribeñas con 27 puntos, Kristie Esdelle consiguió 20 puntos y Delicia Pierre con 16. Por Guatemala, Mariza Chavez logró siete puntos.

Posiciones (luego de la primera fecha) – PUR 1-0; TTO 1-0; GUA 0-1; NCA 0-1.