

Women Final Four Qualification Tournament

San Juan, Puerto Rico
January 6, 2019

BULLETIN #4



INDIVIDUAL AWARDS

MVP

#21 Pilar Victoria

Puerto Rico



Best Scorer

#3 Channon Thompson

Trinidad & Tobago



Best Spiker 1st

#21 Pilar Victoria

Puerto Rico



Best Spiker 2nd

#3 Channon Thompson

Trinidad & Tobago



Best Blocker 1st

#12 Neira Ortiz

Puerto Rico



Best Blocker 2nd

#21 Afiya Alexander

Trinidad & Tobago



Best Setter

#14 Natalia Valentin

Puerto Rico



Best Opposite

#16 Krystle Esdelle

Trinidad & Tobago



Best Libero

#3 Valeria Leon

Puerto Rico



Best Digger

#11 Afesha Olton

Trinidad & Tobago



Best Receiver

#11 Karina Ocasio

Puerto Rico



Best Server

#3 Wilmarie Rivera

Puerto Rico





Calendario y Formato de Competencia / Competition Format and Match Schedule

ROUND ROBIN

No.	Date	Time	Teams		Set	Result per set (points)					TOTAL	TIME	
						1	2	3	4	5			
1	4-Jan	15:30	PUERTO RICO	vs	NICARAGUA	3-0	25-15	25-12	25-7			75-34	1:17
2	4-Jan	17:30	TRINIDAD & TOBAGO	vs	GUATEMALA	3-1	25-14	25-14	22-25	25-7		97-60	1:36
3	5-Jan	15:30	PUERTO RICO	vs	GUATEMALA	3-0	25-8	25-11	25-6			75-25	1:06
4	5-Jan	17:30	NICARAGUA	vs	TRINIDAD & TOBAGO	0-3	16-25	19-25	14-25			49-75	1:14
5	6-Jan	15:30	PUERTO RICO	vs	TRINIDAD & TOBAGO	3-0	25-16	25-13	25-16			75-45	1:23
6	6-Jan	17:30	GUATEMALA	vs	NICARAGUA	1-3	25-23	17-25	20-25	21-25		83-98	1:49



2019 Panamerican Games Women Final Four Qualification Tournament



P-4 Collated results & ranking

Results as of 6 January 2019

MATCHES RESULTS

Round Robin

No	Date	Teams	Set	Result per set (points)					Total Points	Duration	Spectators
				1	2	3	4	5			
1	04-Jan-2019	PUR - NCA	3-0	25-15	25-12	25-7			75-34	1:09	5000
2	04-Jan-2019	TTO - GUA	3-1	25-14	25-14	22-25	25-7		97-60	1:36	350
3	05-Jan-2019	PUR - GUA	3-0	25-8	25-11	25-6			75-25	1:06	800
4	05-Jan-2019	NCA - TTO	0-3	16-25	19-25	14-25			49-75	1:14	500
5	06-Jan-2019	PUR - TTO	3-0	25-16	25-13	25-16			75-45	1:23	600
6	06-Jan-2019	GUA - NCA	1-3	25-23	17-25	20-25	21-25		83-98	20:49	1000

TEAM RANKING

Round Robin

Rk	Code	Team	Matches				Pts	Results details						Sets			Points		
			W	L	T			3-0	3-1	3-2	2-3	1-3	0-3	W	L	Ratio	W	L	Ratio
1	PUR	Puerto Rico	3	0	3	15	3	0	0	0	0	0	9	0	MAX	225	104	2.163	
2	TTO	Trinidad and Tobago	2	1	3	9	1	1	0	0	0	1	6	4	1.500	217	184	1.179	
3	NCA	Nicaragua	1	2	3	4	0	1	0	0	0	2	3	7	0.428	181	233	0.776	
4	GUA	Guatemala	0	3	3	2	0	0	0	0	2	1	2	9	0.222	168	270	0.622	





P-2 VOLLEYBALL • Match result



2019 PANAMERICAN GAMES WOMEN FINAL FOUR QUALIFICATION ROUND ROBIN

Match: 5 **Date:** 1/6/2019 **Spectators:** 600
City: San Juan
Hall: Coliseo Roberto Clemente
Match duration: Start: 15:30 End: 16:53 Total: 1:23

Teams	Sets	1	2	3	4	5	Total
PUR	3	25	25	25			75
TTO	0	16	13	16			45
Set duration		0:26	0:25	0:26			1:17

Referees: Ramirez, Y. (DOM) & Cifuentes, G. (GUA)

PUR • Puerto Rico		1	2	3	4	5	Pts
2	L Venegas Shara (L)		L	L	L		
3	L Leon Valeria A. (L)						
5	Otero Perez Julymar (WS)						
8	Rojas Paola (MB)						
9	Alvarez Sarai (OP)					□ □	1
11	Ocasio Karina (WS)	■	■	■			7
12	Ortiz Neira (MB)	■	■	■			9
14	Valentin Natalia (S)	■	■	■			1
15	Rivera Wilmarie (S)					□ □	2
17	Prieto Cerame Paulina (OP)	■	■	■			9
19	Jusino Ana Sofia (MB)	■	■	■			11
20	Hernandez Legna (WS)		□	□	□		
21	Victoria Pilar (WS)	■	■	■			10
23	Reyes Diana (MB)						

Coach: Mieles Jose (PUR)
Assistant: Batista Geraldo (PUR)

TTO • Trinidad & Tobago		1	2	3	4	5	Pts
3	Thompson Channon (WS)	■	■	■			10
5	Pierre Delicia (WS)	■	■	■			4
9	Steele Nya (S)	■	■	■			1
11	L Olton Afesha (L)		L	L	L		
15	Morain Latisha (WS)						
16	Esdelle Krystle (OP)	■	■	■			13
17	Chin Choy Cheyenne (WS)						
18	Aaliyah Alexis (OP)						
20	Belmar Johanna (S)						
21	Alexander Afiya (MB)	■	■	■			
24	Joseph La-Teisha (MB)						
25	Noel Rachel (MB)	■	■	■			

Coach: DRAKES NICHOLSON (TTO)
Assistant: MORRISON SEAN-MIGUEL (TTO)

TEAMS AND PLAYERS PERFORMANCES

Won Pts	Total Atts	No Name
37	82	Total Team
10	19	21 Victoria Pilar (WS)
7	19	17 Prieto Cerame Paulina (OP)
8	35	Total Team
3	7	12 Ortiz Neira (MB)
3	9	19 Jusino Ana Sofia (MB)
5	73	Total Team
2	14	19 Jusino Ana Sofia (MB)
2	6	15 Rivera Wilmarie (S)
25		Total Team
75	190	Total Team

11	35	19 Jusino Ana Sofia (MB)
----	----	--------------------------

Excellent	Total Atts	No Name
39	68	Total Team
10	15	2 Venegas Shara (L)
8	14	21 Victoria Pilar (WS)
25	74	Total Team
21	60	14 Valentin Natalia (S)
26	40	Total Team
10	13	11 Ocasio Karina (WS)
13	17	2 Venegas Shara (L)

■ Starting line-up Pts = Points scored [nn] = Captain
□ Substitute Atts = Attempts L = Libero
Opp = Opponent

Scoring Skills
Spike
Block
Serve
Opp. error
Total

Best Scorer

Non scoring Skills
Dig
Set
Reception
Success - Faults
Attempts

Won Pts	Total Atts	No Name
25	80	Total Team
13	32	16 Esdelle Krystle (OP)
8	28	3 Thompson Channon (WS)
0	31	Total Team
3	47	Total Team
2	7	3 Thompson Channon (WS)
1	9	5 Pierre Delicia (WS)
17		Total Team
45	158	Total Team

13	44	16 Esdelle Krystle (OP)
----	----	-------------------------

Excellent	Total Atts	No Name
24	97	Total Team
6	21	11 Olton Afesha (L)
5	15	3 Thompson Channon (WS)
4	72	Total Team
4	62	9 Steele Nya (S)
25	64	Total Team
7	15	11 Olton Afesha (L)
10	23	3 Thompson Channon (WS)





P-2 VOLLEYBALL • Match result

2019 PANAMERICAN GAMES WOMEN FINAL FOUR QUALIFICATION ROUND ROBIN



Match: 6 **Date:** 1/6/2019 **Spectators:** 1,000
City: San Juan
Hall: Coliseo Roberto Clemente
Match duration: Start: 17:30 End: 19:19 Total: 1:49

Teams	Sets	1	2	3	4	5	Total
GUA	1	25	17	20	21		83
NCA	3	23	25	25	25		98
Set duration		0:30	0:20	0:25	0:25		1:40

Referees: Laforest,E. (PUR) & Calendaria,M. (PUR)

GUA • Guatemala		1	2	3	4	5	Pts
2	Tornoe Gonzalez Daniela (MB)		■	■	□		
3	Bobadilla Valdez Savinnah (WS)		■	■	□		
4	L Chavarria Marroquin Frida (L)	L	L	L	L		
5	Castellanos Garcia Jimena (OP)		□				
7	Tyggum Silva Alexandra (WS)	■	■	□	■		4
10	Villalobos Lopez Ada (WS)	■	■	■	■		10
11	Alvarado Franco Paola (WS)	■	■	■	■		12
12	Caal Torres Jessica (S)	■	■	□	■		4
13	González Morales Astrid (MB)						
14	Gomez Hirst Carmen (S)		□	■			1
16	Chavez Arimany Marina (MB)	■	■	□	■		2
18	Juarez Peña Maria (MB)	■	■	■	■		5

Coach: ALDANA DAVID (GUA)
Assistant:

NCA • Nicaragua		1	2	3	4	5	Pts
1	Pereira Herrera Andrea (WS)	□		□			
2	Arcia Muñoz Maria (OP)		□		□		1
3	Torres Tobie Maryuri (WS)	■	■	■	■		6
4	Traña Lugo Hellen (MB)	■	■	■	■		15
5	Campos Maria (WS)				□		
7	Brenes Clemente Masiel (MB)					□	
8	Conto Calero Dalia (S)	■	■	■	■		9
9	Noguera Claudia (S)		□		□		1
12	Gonzales Kathy (WS)	■	■	■	■		5
13	Diaz Escorcía Josafat (MB)	■	■	■	■		22
14	L Lainez Ana Maria (L)		L				
15	Calero Ericka (OP)	■	■	■	■		5

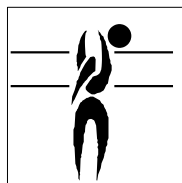
Coach: Quintana Rene (NCA)
Assistant: Mena Jorge (NCA)

TEAMS AND PLAYERS PERFORMANCES

Won Pts	Total Atts	No Name	Scoring Skills	Won Pts	Total Atts	No Name
30	133	Total Team		40	137	Total Team
9	40	11 Alvarado Franco Paola	Spike	15	37	13 Diaz Escorcía Josafat (MB)
8	31	10 Villalobos Lopez Ada (WS)		10	29	4 Traña Lugo Hellen (MB)
3	51	Total Team	Block	9	59	Total Team
2	6	11 Alvarado Franco Paola		2	12	13 Diaz Escorcía Josafat (MB)
1	10	10 Villalobos Lopez Ada (WS)	Serve	2	13	4 Traña Lugo Hellen (MB)
5	84	Total Team		15	97	Total Team
2	14	12 Caal Torres Jessica (S)	Opp. error	5	17	13 Diaz Escorcía Josafat (MB)
1	19	18 Juarez Peña Maria (MB)	Total	3	18	4 Traña Lugo Hellen (MB)
45		Total Team		34		Total Team
83	268	Total Team	Best Scorer	98	293	Total Team
12	63	11 Alvarado Franco Paola		22	66	13 Diaz Escorcía Josafat (MB)
Excellent	Total Atts	No Name	Non scoring Skills	Excellent	Total Atts	No Name
59	147	Total Team		68	131	Total Team
19	34	18 Juarez Peña Maria (MB)	Dig	16	27	12 Gonzales Kathy (WS)
9	24	10 Villalobos Lopez Ada (WS)		13	27	13 Diaz Escorcía Josafat (MB)
12	120	Total Team	Set	8	129	Total Team
9	82	12 Caal Torres Jessica (S)		7	108	8 Conto Calero Dalia (S)
29	80	Total Team	Reception	23	70	Total Team
9	19	11 Alvarado Franco Paola	Success - Faults	6	17	15 Calero Ericka (OP)
6	16	7 Tyggum Silva Alexandra	# Attempts	5	19	13 Diaz Escorcía Josafat (MB)

■ Starting line-up Pts = Points scored [nn] = Captain
□ Substitute Atts = Attempts L = Libero
Opp = Opponent





Best Scorers

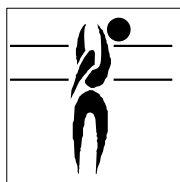
Rk	No	Name	Team	Spike	Block	Serve	Total
1	3	Thompson Channon (WS)	TTO	42	8	9	59
2	16	Esdelle Krystle (OP)	TTO	41	4	8	53
3	13	Diaz Escorcia Josafat (MB)	NCA	22	3	7	32
4	4	Traña Lugo Hellen (MB)	NCA	24	4	3	31
5	5	Pierre Delicia (WS)	TTO	17	3	8	28
6	17	Prieto Cerame Paulina (OP)	PUR	17	3	6	26
7	11	Alvarado Franco Paola (WS)	GUA	18	2	2	22
8	21	Victoria Pilar (WS)	PUR	19	0	2	21
9	19	Jusino Ana Sofia (MB)	PUR	12	3	3	18
9	20	Hernandez Legna (WS)	PUR	11	2	5	18
11	15	Rivera Wilmarie (S)	PUR	3	4	10	17
12	23	Reyes Diana (MB)	PUR	9	3	4	16
13	10	Villalobos Lopez Ada (WS)	GUA	12	1	1	14
14	11	Ocasio Karina (WS)	PUR	13	0	0	13
14	8	Conto Calero Dalia (S)	NCA	5	3	5	13
16	12	Ortiz Neira (MB)	PUR	8	4	0	12
16	3	Torres Tobie Maryuri (WS)	NCA	9	1	2	12
16	7	Tyggum Silva Alexandra (WS)	GUA	12	0	0	12
19	5	Otero Perez Julymar (WS)	PUR	7	2	1	10
20	9	Alvarez Sarai (OP)	PUR	8	1	0	9
20	8	Rojas Paola (MB)	PUR	4	3	2	9
20	9	Steele Nya (S)	TTO	4	4	1	9
20	16	Chavez Arimany Marina (MB)	GUA	4	1	4	9
24	12	Gonzales Kathy (WS)	NCA	7	1	0	8
24	15	Calero Ericka (OP)	NCA	5	1	2	8
24	18	Juarez Peña Maria (MB)	GUA	6	1	1	8
27	21	Alexander Afiya (MB)	TTO	1	4	2	7
28	25	Noel Rachel (MB)	TTO	1	0	3	4
28	12	Caal Torres Jessica (S)	GUA	2	0	2	4
30	14	Gomez Hirst Carmen (S)	GUA	1	0	2	3
31	14	Valentin Natalia (S)	PUR	0	1	1	2
31	1	Pereira Herrera Andrea (WS)	NCA	2	0	0	2
31	5	Campos Maria (WS)	NCA	2	0	0	2
31	2	Arcia Muñoz Maria (OP)	NCA	1	0	1	2
31	9	Noguera Claudia (S)	NCA	0	1	1	2
31	5	Castellanos Garcia Jimena (OP)	GUA	2	0	0	2
37	2	Venegas Shara (L)	PUR	0	0	0	0
37	3	Leon Valeria A. (L)	PUR	0	0	0	0
37	11	Olton Afesha (L)	TTO	0	0	0	0
37	15	Morain Latisha (WS)	TTO	0	0	0	0
37	17	Chin Choy Cheyenne (WS)	TTO	0	0	0	0
37	18	Aaliyah Alexis (OP)	TTO	0	0	0	0
37	20	Belmar Johanna (S)	TTO	0	0	0	0
37	24	Joseph La-Teisha (MB)	TTO	0	0	0	0
37	7	Brenes Clemente Masiel (MB)	NCA	0	0	0	0
37	14	Lainez Ana Maria (L)	NCA	0	0	0	0
37	2	Tornoe Gonzalez Daniela (MB)	GUA	0	0	0	0
37	3	Bobadilla Valdez Savinnah (WS)	GUA	0	0	0	0
37	4	Chavarria Marroquin Frida (L)	GUA	0	0	0	0
37	13	González Morales Astrid (MB)	GUA	0	0	0	0
Total tournament				351	68	98	517



Best Spikers

Limit: 15.00%

Rk	No	Name	Team	Spikes	Faults	Shots	Total Attempts	Succ. %
1	21	Victoria Pilar (WS)	PUR	19	3	13	35	54.29
2	16	Esdelle Krystle (OP)	TTO	41	4	32	77	53.25
3	3	Thompson Channon (WS)	TTO	42	11	32	85	49.41
4	17	Prieto Cerame Paulina (OP)	PUR	17	2	16	35	48.57
5	4	Traña Lugo Hellen (MB)	NCA	24	7	35	66	36.36
6	13	Diaz Escorcía Josafat (MB)	NCA	22	9	30	61	36.07
7	5	Pierre Delicia (WS)	TTO	17	11	26	54	31.48
8	11	Alvarado Franco Paola (WS)	GUA	18	13	48	79	22.78
9	7	Tyggum Silva Alexandra (WS)	GUA	12	13	29	54	22.22
10	10	Villalobos Lopez Ada (WS)	GUA	12	6	37	55	21.82
Total Tournament				351	134	524	1,009	34.79




Best Blockers

Rk	No	Name	Team	Kill Blocks	Faults	Rebounds	Total Attempts	Avg. by set
1	3	Thompson Channon (WS)	TTO	8	5	4	17	0.80
2	12	Ortiz Neira (MB)	PUR	4	-	5	9	0.44
3	15	Rivera Wilmarie (S)	PUR	4	3	1	8	0.44
4	16	Esdelle Krystle (OP)	TTO	4	1	5	10	0.40
5	21	Alexander Afiya (MB)	TTO	4	3	20	27	0.40
6	9	Steele Nya (S)	TTO	4	3	15	22	0.40
7	4	Traña Lugo Hellen (MB)	NCA	4	3	13	20	0.40
8	17	Prieto Cerame Paulina (OP)	PUR	3	1	9	13	0.33
9	8	Rojas Paola (MB)	PUR	3	1	6	10	0.33
9	23	Reyes Diana (MB)	PUR	3	1	6	10	0.33
Total Tournament				68	60	272	400	3.40



Best Servers

Rk	No	Name	Team	Aces	Faults	Serve Hits	Total Attempts	Avg. by set
1	15	Rivera Wilmarie (S)	PUR	10	5	11	26	1.11
2	3	Thompson Channon (WS)	TTO	9	5	23	37	0.90
3	5	Pierre Delicia (WS)	TTO	8	8	30	46	0.80
4	16	Esdelle Krystle (OP)	TTO	8	9	32	49	0.80
5	13	Diaz Escorcía Josafat (MB)	NCA	7	13	14	34	0.70
6	17	Prieto Cerame Paulina (OP)	PUR	6	2	9	17	0.67
7	20	Hernandez Legna (WS)	PUR	5	2	12	19	0.56
8	8	Conto Calero Dalia (S)	NCA	5	8	20	33	0.50
9	23	Reyes Diana (MB)	PUR	4	3	10	17	0.44
10	16	Chavez Arimany Marina (MB)	GUA	4	4	14	22	0.36
Total Tournament				98	129	562	789	4.90



Best Diggers

Rk	No	Name	Team	Digs	Faults	Receptions	Total Attempts	Avg. by set
1	11	Olton Afesha (L)	TTO	39	25	25	89	3.90
2	3	Leon Valeria A. (L)	PUR	24	-	3	27	2.67
3	4	Chavarria Marroquin Frida (L)	GUA	27	32	25	84	2.45
4	16	Esdelle Krystle (OP)	TTO	24	9	21	54	2.40
5	3	Thompson Channon (WS)	TTO	23	16	19	58	2.30
6	12	Gonzales Kathy (WS)	NCA	22	13	13	48	2.20
7	4	Traña Lugo Hellen (MB)	NCA	19	9	15	43	1.90
8	18	Juarez Peña Maria (MB)	GUA	20	9	11	40	1.82
9	21	Victoria Pilar (WS)	PUR	16	4	5	25	1.78
10	13	Diaz Escorcía Josafat (MB)	NCA	16	14	21	51	1.60
Total Tournament				460	343	344	1,147	23.00



Best Setters



Rk	No	Name	Team	Running Sets	Faults	Still Sets	Total Attempts	Avg. by set
1	14	Valentin Natalia (S)	PUR	35	1	52	88	3.89
2	15	Rivera Wilmarie (S)	PUR	28	1	53	82	3.11
3	9	Steele Nya (S)	TTO	13	2	174	189	1.30
4	8	Conto Calero Dalia (S)	NCA	13	11	192	216	1.30
5	12	Caal Torres Jessica (S)	GUA	12	3	129	144	1.09
6	14	Gomez Hirst Carmen (S)	GUA	11	-	58	69	1.00
7	9	Noguera Claudia (S)	NCA	2	-	8	10	0.20
8	11	Olton Afesha (L)	TTO	1	-	11	12	0.10
8	12	Gonzales Kathy (WS)	NCA	1	-	6	7	0.10
10	4	Traña Lugo Hellen (MB)	NCA	1	1	6	8	0.10
Total Tournament				118	23	780	921	5.90



Best Receivers

Limit: 20.00%

Rk	No	Name	Team	Excellents	Faults	Serve Receptions	Total Attempts	Eff. %
1	11	Ocasio Karina (WS)	PUR	17	-	6	23	73.91
2	2	Venegas Shara (L)	PUR	17	2	5	24	62.50
3	3	Thompson Channon (WS)	TTO	25	4	24	53	39.62
4	11	Olton Afesha (L)	TTO	21	8	23	52	25.00
5	5	Pierre Delicia (WS)	TTO	16	4	29	49	24.49
6	21	Victoria Pilar (WS)	PUR	7	3	9	19	21.05
7	13	Diaz Escorcía Josafat (MB)	NCA	18	8	33	59	16.95
8	11	Alvarado Franco Paola (WS)	GUA	13	10	33	56	5.36
9	4	Chavarria Marroquin Frida (L)	GUA	20	17	34	71	4.23
-	15	Calero Ericka (OP)	NCA	12	9	15	36	
Total Tournament				237	99	323	659	20.94



Best Liberos

Rk	No	Name	Team	Excellents	Faults	In play	Total attempts	Succ. %
1	3	Leon Valeria A. (L)	PUR	29	1	7	37	78.38
2	2	Venegas Shara (L)	PUR	30	9	6	45	66.67
3	11	Olton Afesha (L)	TTO	60	33	48	141	42.55
4	4	Chavarria Marroquin Frida (L)	GUA	47	49	59	155	30.32
5	14	Lainez Ana Maria (L)	NCA	6	12	15	33	18.18



Best Spikers

Limit: 15.00%

Rk	Team	Spikes	Faults	Shots	Total Attempts	Succ. %
1	PUR Puerto Rico	111	15	90	216	51.39
2	TTO Trinidad & Tobago	106	27	109	242	43.80
3	NCA Nicaragua	77	42	156	275	28.00
4	GUA Guatemala	57	50	169	276	20.65
Total Tournament		351	134	524	1,009	34.79




Best Blockers

Rk	Team	Kill Blocks	Faults	Rebounds	Total Attempts	Avg. by set
1	PUR Puerto Rico	26	15	54	95	2.89
2	TTO Trinidad & Tobago	23	18	60	101	2.30
3	NCA Nicaragua	14	15	68	97	1.40
4	GUA Guatemala	5	12	90	107	0.45
Total Tournament		68	60	272	400	3.40



Best Servers

Rk	Team	Aces	Faults	Serve Hits	Total Attempts	Avg. by set
1	PUR Puerto Rico	34	31	154	219	3.78
2	TTO Trinidad & Tobago	31	37	148	216	3.10
3	NCA Nicaragua	21	37	125	183	2.10
4	GUA Guatemala	12	24	135	171	1.09
Total Tournament		98	129	562	789	4.90



Best Diggers

Rk	Team	Digs	Faults	Receptions	Total Attempts	Avg. by set
1	PUR Puerto Rico	124	35	25	184	13.78
2	NCA Nicaragua	110	94	99	303	11.00
3	TTO Trinidad & Tobago	109	83	103	295	10.90
4	GUA Guatemala	117	131	117	365	10.64
Total Tournament		460	343	344	1,147	23.00



Best Setters

Rk	Team	Running Sets	Faults	Still Sets	Total Attempts	Avg. by set
1	PUR Puerto Rico	63	2	129	194	7.00
2	GUA Guatemala	24	4	224	252	2.18
3	NCA Nicaragua	17	14	230	261	1.70
4	TTO Trinidad & Tobago	14	3	197	214	1.40
Total Tournament		118	23	780	921	5.90



Best Receivers

Limit: 20.00%

Rk	Team	Excellents	Faults	Serve Receptions	Total Attempts	Eff. %
1	PUR Puerto Rico	54	6	31	91	52.75
2	TTO Trinidad & Tobago	63	16	76	155	30.32
3	NCA Nicaragua	64	30	104	198	17.17
4	GUA Guatemala	56	47	112	215	4.19
Total Tournament		237	99	323	659	20.94