

COPA PANAMERICANA DE **VOLLEYBALL** VARONIL

COLIMA, MÉXICO 2019



BULLETIN #7

21 JUNIO 2019

FINAL RANKING





1ST CUB 

ARG  2ND

3TH MEX 

CHI  4TH

5TH USA 

PUR  6TH

7TH CAN 

PER  8TH

9TH DOM 

GUA  10TH

11TH TTO 

SUR  12TH

FINAL AWARDS



BEST SPIKER

Álvaro Hidalgo
#14



2ND BEST SPIKER

Bruno Nicolás
#10



BEST BLOCKER

Daniel Urrea
#10




2ND BEST MIDDLE BLOCKER

Alonso Roamy
#17



BEST OPPOSITE

Eduardo Romay
#7



BEST SETTER

Pedro Rangel
#10

MOST VALUABLE PLAYER

Miguel Ángel López
#18



BEST LIBERO

Arnel Cabrera
#24



BEST SERVER

Eduardo Romay
#7



BEST DIGGER

Kyle Dagostino
#19



BEST RECEIVER

Jorge Barajas
#11



BEST SCORER

Eduardo Romay
#7





Calendario y Formato de Competencia / Competition Format and Match Schedule

GROUP-A														
No.	Date	Time	Teams		LIVE	Set	1	2	3	4	5	Total	Time	Forms
3	16-jun	13:00	CANADA	vs		3-0	25-14	25-19	25-16			75-49	1:16	P-2 P-3
5	16-jun	18:00	ARGENTINA	vs		2-3	30-32	25-20	25-22	25-17	13-15	113-111	2:18	P-2 P-3
9	17-jun	13:00	SURINAME	vs		0-3	10-25	19-25	12-25			41-75	1:09	P-2 P-3
11	17-jun	18:00	CUBA	vs		3-0	25-19	25-20	25-19			75-58	1:24	P-2 P-3
13	18-jun	09:00	SURINAME	vs		0-3	11-25	15-25	10-25			36-75	1:09	P-2 P-3
17	18-jun	18:00	CANADA	vs		0-3	17-25	22-25	20-25			59-75	1:30	P-2 P-3

GROUP-B														
No.	Date	Time	Teams		LIVE	Set	1	2	3	4	5	Total	Time	Forms
1	16-jun	09:00	PERU	vs		2-3	25-23	26-24	28-30	19-25	14-16	112-118	2:13	P-2 P-3
6	16-jun	20:00	MEXICO	vs		3-0	25-19	25-20	25-22			75-61	1:19	P-2 P-3
7	17-jun	09:00	TRINIDAD & TOBAGO	vs		1-3	25-23	14-25	18-25			72-98	1:45	P-2 P-3
12	17-jun	20:00	MEXICO	vs		3-1	25-15	28-26	21-25	25-22		99-88	2:04	P-2 P-3
15	18-jun	13:00	PERU	vs		3-0	25-22	25-14	25-22			75-58	1:24	P-2 P-3
18	18-jun	20:00	MEXICO	vs		3-0	25-23	25-23	25-18			75-64	1:24	P-2 P-3

GROUP-C														
No.	Date	Time	Teams		LIVE	Set	1	2	3	4	5	Total	Time	Forms
2	16-jun	11:00	GUATEMALA	vs		0-3	10-25	17-25	17-25			44-75	1:08	P-2 P-3
4	16-jun	16:00	CHILE	vs		3-1	25-18	20-25	25-20	25-21		95-84	1:58	P-2 P-3
8	17-jun	11:00	DOMINICAN REPUBLIC	vs		3-2	36-38	25-21	25-19	19-25	15-13	120-116	2:34	P-2 P-3
10	17-jun	16:00	UNITED STATES	vs		1-3	22-25	25-19	22-25	19-25		88-94	2:05	P-2 P-3
14	18-jun	11:00	GUATEMALA	vs		0-3	14-25	17-25	11-25			42-75	1:21	P-2 P-3
16	18-jun	16:00	DOMINICAN REPUBLIC	vs		0-3	20-25	19-25	20-25			59-75	1:30	P-2 P-3

CLASSIFICATION 11 /12														
No.	Date	Time	Teams		LIVE	Set	1	2	3	4	5	Total	Time	Forms
19	19-jun	11:00	4th "A" / "B" / "C" (2) TTO	vs		3-0	25-12	25-21	25-16			74-49	1:17	P-2 P-3

CLASSIFICATION 7 /10														
No.	Date	Time	Teams		LIVE	Set	1	2	3	4	5	Total	Time	Forms
20	19-jun	13:00	3rd "A" / "B" / "C" (1) PER	vs		3-0	25-22	25-22	25-21			75-69	1:18	P-2 P-3
21	19-jun	16:00	3rd "A" / "B" / "C" (3) DOM	vs		0-3	14-25	22-25	14-25			50-75	1:15	

QUARTERFINALS														
No.	Date	Time	Teams		LIVE	Set	1	2	3	4	5	Total	Time	Forms
22	19-jun	18:00	2nd "A" / "B" / "C" (1) ARG	vs		3-0	25-23	25-22	25-22			75-67	1:25	P-2 P-3
23	19-jun	20:00	1st "A" / "B" / "C" (3) CHI	vs		3-0	25-19	25-22	25-21			75-62	1:31	

FINAL CLASSIFICATION 9 /10														
No.	Date	Time	Teams		LIVE	Set	1	2	3	4	5	Total	Time	Forms
24	20-jun	13:00	Loser of M20 GUA	vs		0-3	20-25	25-27	19-25			64-77	01:19	P-2 P-3

FINAL CLASSIFICATION 7 /8														
No.	Date	Time	Teams		LIVE	Set	1	2	3	4	5	Total	Time	Forms
25	20-jun	16:00	Winner of M20 PER	vs		2-3	23-25	20-25	25-21	25-21	15-17	108-109	2:12	P-2 P-3

SEMIFINALS														
No.	Date	Time	Teams		LIVE	Set	1	2	3	4	5	Total	Time	Forms
26	20-jun	18:00	1st A / B / C (2) CUB	vs		3-0	25-20	31-29	25-20			81-69	1:39	P-2 P-3
27	20-jun	20:00	1st A / B / C (1) MEX	vs		1-3	17-25	12-25	27-25	22-25		781-100	2:10	P-2 P-3

FINAL CLASSIFICATION 5 /6														
No.	Date	Time	Teams		LIVE	Set	1	2	3	4	5	Total	Time	Forms
28	21-jun	16:00	Loser of M22 USA	vs		3-0	25-17	25-23	25-18			75-58	1:29	P-2 P-3

FINAL														
No.	Date	Time	Teams		LIVE	Set	1	2	3	4	5	Total	Time	Forms
29	21-jun	18:00	Loser of M26 CHI	vs		0-3	25-17	25-20	24-26			61-76	1:31	P-2 P-3
30	21-jun	20:00	Winner of M26 CUB	vs		3-2	19-25	25-21	25-20	21-25	15-9	105-100	2:24	P-2 P-3

*NOTE1: For the Classification, Quarterfinal and Semifinal Rounds, according to the FIVB General Competition Regulations, it must be avoided that teams from the same group play each other.

*NOTE2: According to the established competition format and the FIVB General Regulations, for the Classification, Quarterfinal and Semifinal Rounds, if three teams from the same group qualify, the match between highest ranked team and lowest ranked team of their

*NOTE3: Loser of M22 = Loser of Match #22, etc.

MATCHES RESULTS

Pool A

No	Date	Teams	Set	Result per set (points)					Total Points	Duration	Spectators
				1	2	3	4	5			
3	16-Jun-2019	CAN - SUR	3-0	25-14	25-19	25-16			75-49	1:20	1000
5	16-Jun-2019	ARG - CUB	2-3	30-32	20-25	25-22	25-17	13-15	113-111	2:30	3000
9	17-Jun-2019	SUR - ARG	0-3	10-25	19-25	12-25			41-75	1:03	150
11	17-Jun-2019	CUB - CAN	3-0	25-19	25-20	25-19			75-58	1:24	2200
13	18-Jun-2019	SUR - CUB	0-3	11-25	15-25	10-25			36-75	1:09	600
17	18-Jun-2019	CAN - ARG	0-3	17-25	22-25	21-25			60-75	1:24	2000

Pool B

No	Date	Teams	Set	Result per set (points)					Total Points	Duration	Spectators
				1	2	3	4	5			
1	16-Jun-2019	PER - PUR	2-3	25-23	26-24	28-30	19-25	14-16	112-118	2:25	400
6	16-Jun-2019	MEX - TTO	3-0	25-19	25-20	25-22			75-61	1:25	3000
7	17-Jun-2019	TTO - PUR	1-3	25-23	14-25	18-25	15-25		72-98	1:45	450
12	17-Jun-2019	MEX - PER	3-1	25-15	28-26	21-25	25-22		99-88	2:04	3000
15	18-Jun-2019	PER - TTO	3-0	25-22	25-14	25-22			75-58	1:19	500
18	18-Jun-2019	MEX - PUR	3-0	25-23	25-23	25-18			75-64	1:38	3000

Pool C

No	Date	Teams	Set	Result per set (points)					Total Points	Duration	Spectators
				1	2	3	4	5			
2	16-Jun-2019	GUA - USA	0-3	10-25	17-25	17-25			44-75	1:14	1200
4	16-Jun-2019	CHI - DOM	3-1	25-18	20-25	25-20	25-21		95-84	2:07	1800
8	17-Jun-2019	DOM - GUA	3-2	36-38	25-21	25-19	19-25	15-13	120-116	2:34	800
10	17-Jun-2019	USA - CHI	1-3	22-25	25-19	22-25	19-25		88-94	2:05	400
14	18-Jun-2019	GUA - CHI	0-3	14-25	17-25	11-25			42-75	1:21	1000
16	18-Jun-2019	DOM - USA	0-3	20-25	19-25	20-25			59-75	1:30	800

Final 11-12

No	Date	Teams	Set	Result per set (points)					Total Points	Duration	Spectators
				1	2	3	4	5			
19	19-Jun-2019	TTO - SUR	3-0	25-12	25-21	25-16			75-49	1:17	500

Classification 7-10

No	Date	Teams	Set	Result per set (points)					Total Points	Duration	Spectators
				1	2	3	4	5			
20	19-Jun-2019	PER - GUA	3-0	25-22	25-22	25-21			75-65	1:24	600
21	19-Jun-2019	DOM - CAN	0-3	14-25	22-25	14-25			50-75	1:21	500

Quarterfinals

No	Date	Teams	Set	Result per set (points)					Total Points	Duration	Spectators
				1	2	3	4	5			
22	19-Jun-2019	ARG - USA	3-0	25-23	25-22	25-22			75-67	1:31	900
23	19-Jun-2019	CHI - PUR	3-0	25-19	25-22	25-21			75-62	1:31	1300

Final 9-10

No	Date	Teams	Set	Result per set (points)					Total Points	Duration	Spectators
				1	2	3	4	5			
24	20-Jun-2019	GUA - DOM	0-3	20-25	25-27	19-25			64-77	1:25	250



2019 Senior Men Panamerican Cup

P-4 Collated results & ranking

Results as of 21 June 2019



Final 7-8

No	Date	Teams	Set	Result per set (points)					Total Points	Duration	Spectators
				1	2	3	4	5			
25	20-Jun-2019	PER - CAN	2-3	23-25	20-25	25-21	25-21	15-17	108-109	2:24	2000

Semifinals

No	Date	Teams	Set	Result per set (points)					Total Points	Duration	Spectators
				1	2	3	4	5			
26	20-Jun-2019	CUB - CHI	3-0	25-20	31-29	25-20			81-69	1:39	2500
27	20-Jun-2019	MEX - ARG	1-3	17-25	12-25	27-25	22-25		78-100	2:10	3100

Final 5-6

No	Date	Teams	Set	Result per set (points)					Total Points	Duration	Spectators
				1	2	3	4	5			
28	21-Jun-2019	USA - PUR	3-0	25-17	25-23	25-18			75-58	1:35	550

Final 3-4

No	Date	Teams	Set	Result per set (points)					Total Points	Duration	Spectators
				1	2	3	4	5			
29	21-Jun-2019	CHI - MEX	0-3	17-25	20-25	24-26			61-76	1:31	3000

Final 1-2

No	Date	Teams	Set	Result per set (points)					Total Points	Duration	Spectators
				1	2	3	4	5			
30	21-Jun-2019	CUB - ARG	3-2	19-25	25-21	25-20	21-25	15-9	105-100	2:24	3000

TEAM RANKING

Pool A

Rk	Code	Team	Matches				Pts	Results details							Sets			Points		
			W	L	T			3-0	3-1	3-2	2-3	1-3	0-3	W	L	Ratio	W	L	Ratio	
1	CUB	Cuba	3	0	3	13	2	0	1	0	0	0	9	2	4.500	261	207	1.260		
2	ARG	Argentina	2	1	3	12	2	0	0	1	0	0	8	3	2.666	263	212	1.240		
3	CAN	Canada	1	2	3	5	1	0	0	0	2	3	6	0.500	193	199	0.969			
4	SUR	Suriname	0	3	3	0	0	0	0	0	3	0	9	0.000	126	225	0.560			

Pool B

Rk	Code	Team	Matches				Pts	Results details							Sets			Points		
			W	L	T			3-0	3-1	3-2	2-3	1-3	0-3	W	L	Ratio	W	L	Ratio	
1	MEX	Mexico	3	0	3	14	2	1	0	0	0	0	9	1	9.000	249	213	1.169		
2	PUR	Puerto Rico	2	1	3	7	0	1	1	0	0	1	6	6	1.000	280	259	1.081		
3	PER	Peru	1	2	3	8	1	0	0	1	1	0	6	6	1.000	275	275	1.000		
4	TTO	Trinidad and Tobago	0	3	3	1	0	0	0	0	1	2	1	9	0.111	191	248	0.770		

Pool C

Rk	Code	Team	Matches				Pts	Results details							Sets			Points		
			W	L	T			3-0	3-1	3-2	2-3	1-3	0-3	W	L	Ratio	W	L	Ratio	
1	CHI	Chile	3	0	3	13	1	2	0	0	0	0	9	2	4.500	264	214	1.233		
2	USA	USA	2	1	3	11	2	0	0	0	1	0	7	3	2.333	238	197	1.208		
3	DOM	Dominican Republic	1	2	3	4	0	0	1	0	1	1	4	8	0.500	263	286	0.919		
4	GUA	Guatemala	0	3	3	2	0	0	0	1	0	2	2	9	0.222	202	270	0.748		





2019 Senior Men Panamerican Cup

[P-2] Match result

Final 5-6 (Places 5 and 6)



Match: 28 **Date:** 21/06/2019 **Spectators:** 550
City: Colima
Hall: Auditorio Multifuncional
Match duration: **Start:** 15:00 **End:** 16:35 **Total:** 1:35

Teams	Sets	1	2	3	4	5	Total
USA	3	25	25	25			75
PUR	0	17	23	18			58
Duration:		0:28	0:30	0:31			1:29

Referees: Miguel Ballena Pacheco (PER) & Ricardo Borroto Iglesias (CUB)

USA - USA															
No	Name	Pos.	Line-up					Points by set					T.		
			1	2	3	4	5	1	2	3	4	5			
2	Jarman	MB													
3	Seif	S													
5	Shaw	OP	5	4	5					7	4	4			15
7	Worsley	S													
9	Cowell	WS	3	2	3					2	3	5			10
10	Russell	OP													
12	Holt	WS	6	5	6					6	4	4			14
13	Tuaniga (C)	S	2	1	2							1			1
14	Wieczorek	WS										1	2		3
16	Schmidt	MB	1	6	1					3	3	1			7
17	Huhmann	MB	4	3	4					3	3	1			7
19	Dagostino (L)	L	L	L	L										
22	Fey (L)	L													
23	Kessel	WS												1	1

Coach: Zarkovic Milan
Assistant: Hunt David

PUR - Puerto Rico															
No	Name	Pos.	Line-up					Points by set					T.		
			1	2	3	4	5	1	2	3	4	5			
5	Nieves	MB	5	5	5					2	3	3			8
12	Lopez	WS	4	1	1					2		3			5
14	Vargas (C)	WS	1	4	4					4	4				8
15	Rodriguez	MB	2	2	2					1	1				2
16	Elias	MB													
17	Leon	WS													
18	Rosario	OP													
19	Florentino	S	6	6	6					1	1				2
20	Nido	S													
23	Rodriguez	OP	3	3	3					6	3	4			13
24	Cabrera (L)	L	L	L	L										

Coach: Antonetti Oswald
Assistant: Torres Alberto Jamille

TEAMS AND PLAYERS PERFORMANCES

Won Points	Total Atts	No	Name
44	85	Total Team	
14	22	5	Shaw
11	18	12	Holt
7	18	9	Cowell
10	58	Total Team	
4	18	16	Schmidt
3	8	9	Cowell
2	6	12	Holt
4	74	Total Team	
1	5	16	Schmidt
1	13	17	Huhmann
1	14	5	Shaw
17		Total Team	
75	217	Total Team	

15	42	5	Shaw
14	29	12	Holt
10	42	9	Cowell

Scoring Skills
Spike
Block
Serve
Opp. error
Total
Best scorers

Won Points	Total Atts	No	Name
30	93	Total Team	
12	32	23	Rodriguez
5	14	5	Nieves
5	17	14	Vargas
5	51	Total Team	
2	18	5	Nieves
1	9	15	Rodriguez
1	10	23	Rodriguez
3	62	Total Team	
2	14	14	Vargas
1	10	5	Nieves
0	2	20	Nido
20		Total Team	
58	206	Total Team	

13	51	23	Rodriguez
8	42	5	Nieves
8	36	14	Vargas

■ Starting line-up with position Atts = Attempts (C) = Captain MB = Middle blocker S = Setter
□ Substitute with shirt number Opp. = Opponent (L) / L = Libero OP = Opposite spiker WS = Wing spiker





2019 Senior Men Panamerican Cup



[P-2] Match result

Final 3-4 (Places 3 and 4)

Match: 29 **Date:** 21/06/2019 **Spectators:** 3,000
City: Colima
Hall: Auditorio Multifuncional
Match duration: **Start:** 17:15 **End:** 18:41 **Total:** 1:31

Teams	Sets	1	2	3	4	5	Total
CHI	0	17	20	24			61
MEX	3	25	25	26			76
Duration:		0:24	0:28	0:33			1:25

Referees: Gabriel Leandro Fernandez (ARG) & Nestor Bienvenido Mateo Perez (DOM)

CHI - Chile													
No	Name	Pos.	Line-up					Points by set					T.
			1	2	3	4	5	1	2	3	4	5	
1	Guerra	MB	5	5	6			1	1	5			7
2	Ibarra	WS			11								
3	Araya	MB	2	2					3			3	
4	T. Parraguirre	OP	3	3				2				2	
5	M. Parraguirre	WS											
7	Albornoz	WS											
9	Bonacic (C)	WS	1	1	2			5	1			6	
10	Mardones	OP	19	4	4				1	4		5	
11	Parraguirre	WS	4	4	5			7	3	6		16	
13	Lavin (L)	L											
14	Villarreal	S	4			19				1		1	
15	Castillo (L)	L	L	L	L								
16	Gago	MB		3	3				2	2		4	
19	Banda	S	6	6	1				1	1		2	

Coach: Nejamkin Daniel
Assistant: Villarreal Iván

MEX - Mexico													
No	Name	Pos.	Line-up					Points by set					T.
			1	2	3	4	5	1	2	3	4	5	
1	Vargas	OP	5	4	5			4	5	4			13
3	Garay	OP											
4	Ruiz	WS	6	5	6			6	3	5		14	
5	Rangel (L)	L	L	L	L								
9	Rodriguez	MB	4	3	4			1	4	1		6	
10	Rangel (C)	S	2	1	2				3	1		4	
11	Barajas	WS	3	2	3			4	2	3		9	
14	Martinez	MB	1	6	1			2	1	3		6	
15	Martinez (L)	L	L	L	L								
16	Chavez	MB											
17	Orellana	OP		14	14					1		1	
20	Duarte	WS	11	11	11				1			1	
23	Moreno	WS											
25	Aranda	S											

Coach: Azair Lopez Jorge Miguel
Assistant: Delgado Adrian

TEAMS AND PLAYERS PERFORMANCES

Won Points	Total Atts	No	Name
33	88	Total Team	
12	24	11	Parraguirre
6	26	9	Bonacic
4	12	1	Guerra
11	60	Total Team	
3	10	1	Guerra
2	8	11	Parraguirre
2	4	10	Mardones
2	63	Total Team	
2	10	11	Parraguirre
0	0	13	Lavin
0	9	10	Mardones
15		Total Team	
61	211	Total Team	

16	42	11	Parraguirre
7	32	1	Guerra
6	43	9	Bonacic

Scoring Skills	Won Points	Total Atts	No	Name
Spike	43	86	Total Team	
	13	20	4	Ruiz
	12	25	1	Vargas
	6	18	11	Barajas
Block	5	64	Total Team	
	2	8	14	Martinez
	2	10	11	Barajas
	1	8	1	Vargas
Serve	6	75	Total Team	
	2	11	9	Rodriguez
	1	12	11	Barajas
	1	5	17	Orellana
Opp. error	22		Total Team	
Total	76	225	Total Team	

Best scorers	Won Points	Total Atts	No	Name
	14	39	4	Ruiz
	13	44	1	Vargas
	9	40	11	Barajas

■ Starting line-up with position Atts = Attempts (C) = Captain MB = Middle blocker S = Setter
□ Substitute with shirt number Opp. = Opponent (L) / L = Libero OP = Opposite spiker WS = Wing spiker





2019 Senior Men Panamerican Cup



[P-2] Match result

Final 1-2 (Places 1 and 2)

Match: 30 **Date:** 21/06/2019 **Spectators:** 3,000
City: Colima
Hall: Auditorio Multifuncional
Match duration: **Start:** 20:00 **End:** 22:24 **Total:** 2:24

Teams	Sets	1	2	3	4	5	Total
CUB	3	19	25	25	21	15	105
ARG	2	25	21	20	25	9	100
Duration:		0:25	0:28	0:31	0:31	0:17	2:12

Referees: Daniel Gonzalez (MEX) & David A. Reyes Martinez (PUR)

CUB - Cuba															
No	Name	Pos.	Line-up					Points by set					T.		
			1	2	3	4	5	1	2	3	4	5			
1	Masso	OP	14		18		18								
2	Mergarejo	WS	4	4	4	4	4	1	6		1	2	10		
4	Yant	WS	1	1	1	1	1	4	4	2	2	1	13		
5	Concepcion	MB	5	5	5	5	5		1	1	1		3		
7	Garcia (L)	L	L	L	L	L	L								
9	Osoria (C)	MB					5	5				1	2	3	
11	Taboada	S		14	6	6	6		2	1	2		5		
12	Herrera	OP	3						2				2		
14	Goide	S	6	6					2				2		
15	Leon	WS	5	5	5		4				1		1		
17	Alonso	MB	2	2	2	2	2	2	4	5	1	1	13		
18	Lopez	WS	12	3	3	3	3	2	5	6	7	2	22		

Coach: VIVES COFFIGNY NICOLAS ERNESTO
Assistant: PEREZ MUÑOZ YOSVANY

ARG - Argentina														
No	Name	Pos.	Line-up					Points by set					T.	
			1	2	3	4	5	1	2	3	4	5		
1	Sanchez	S	1	6	1		24				1		1	
3	Palonsky	WS		24	10	10	3		1		1	2	4	
7	Giraud	S	1	1	1	6	2						1	
8	Zerba	MB		23		2	4					2	1	3
10	Bruno (C)	WS	2	1	2	1	7		2	4	4		10	
11	Fernandez	MB	6	5	6	5	1		2	2	2	1	7	
15	Imhoff	MB					11							
19	Massimino (L)	L	L	L	L	L	L							
20	Santucci (L)	L												
22	Zanotti	WS		25	5									
23	Gallego	MB	3	2	3				4	2	4		10	
24	Johansen	OP	4	3	4	3	5		3	1	1	4	2	11
25	Lazo	WS	5	4	22	4	6		5	3	1	7	16	

Coach: MURACO FABIAN
Assistant: COFFEN CHRISTIAN

TEAMS AND PLAYERS PERFORMANCES

Won Points	Total Atts	No Name
50	105	Total Team
17	36	18 Lopez
11	21	4 Yant
9	24	2 Mergarejo
20	84	Total Team
5	7	11 Taboada
5	20	17 Alonso
3	6	9 Osoria
4	105	Total Team
3	20	18 Lopez
1	5	15 Leon
0	1	12 Herrera
31		Total Team
105	294	Total Team

Scoring Skills
Spike
Block
Serve
Opp. error
Total

Won Points	Total Atts	No Name
53	126	Total Team
14	29	25 Lazo
10	27	24 Johansen
9	27	10 Bruno
6	60	Total Team
3	11	23 Gallego
1	10	25 Lazo
1	17	11 Fernandez
4	100	Total Team
1	7	8 Zerba
1	13	10 Bruno
1	6	7 Giraud
37		Total Team
100	286	Total Team

Best scorers		
16	53	25 Lazo
11	48	24 Johansen
10	48	10 Bruno

■ Starting line-up with position Atts = Attempts (C) = Captain MB = Middle blocker S = Setter
□ Substitute with shirt number Opp. = Opponent (L) / L = Libero OP = Opposite spiker WS = Wing spiker





Best Scorers

Rk	No	Name	Pos.	Team	Spike	Block	Serve	Total
1	7	Romay Dammert Eduardo	OP	PER	81	9	12	102
2	14	Hidalgo Alvaro	WS	PER	83	4	2	89
3	11	Parraguirre Vicente	WS	CHI	75	8	5	88
4	1	Tapia Santana Henry Omar	OP	DOM	72	5	2	79
5	10	Bruno Nicolas	WS	ARG	68	0	3	71
6	25	Lazo Nicolás	WS	ARG	58	5	3	66
7	18	Lopez Castro Miguel Angel	WS	CUB	55	4	6	65
	19	Cruz Cepin Hector Alexis	WS	DOM	50	8	7	65
9	9	Bonacic Dusan	WS	CHI	45	6	12	63
	1	Vargas Daniel	OP	MEX	57	3	3	63
11	12	Lopez Kevin	WS	PUR	55	4	3	62
	20	Stewart Ryan	OP	TTO	52	4	6	62
13	24	Johansen German	OP	ARG	49	7	5	61
	14	Vargas Pelegrin	WS	PUR	51	5	5	61
15	9	Cowell Colton	WS	USA	47	4	7	58
16	23	Rodriguez Perez Javier	OP	PUR	52	1	4	57
17	4	Ruiz De La Cruz Gonzalo	WS	MEX	48	6	2	56
18	4	Parraguirre Tomas	OP	CHI	46	3	4	53
19	13	Mercedes Cruz Jonathan	WS	DOM	44	3	3	50
	1	Urueña Daniel	MB	PER	29	19	2	50
21	1	Guerra Uteau Simon	MB	CHI	38	9	2	49
22	12	Porras Balcazar Daniel Andre	WS	PER	35	10	3	48
23	23	Gallego Joaquin	MB	ARG	37	9	1	47
	5	Nieves Pedro	MB	PUR	32	12	3	47
	5	Shaw James	OP	USA	43	2	2	47
26	17	Gonzalez Paz Gerardo Antonio	OP	GUA	42	3	1	46
27	3	Chacon Pelaez Wagner Arnulfo	WS	GUA	40	2	2	44
28	14	Chinchilla Franco Brandon Arnoldo	MB	GUA	40	2	1	43
	11	Barajas Jorge	WS	MEX	36	4	3	43
30	12	Holt Samuel	WS	USA	28	7	7	42
31	12	Ireland Craig	WS	CAN	36	4	1	41
	2	Mergarejo Hernandez Osniel Lazaro	WS	CUB	36	4	1	41
33	10	Schouten Casey Adam	OP	CAN	32	4	4	40
	4	Yang Herrera Marlon	WS	CUB	32	7	1	40
35	15	Paulino Paulino Richi	MB	DOM	29	8	0	37
	2	Lopez Santiago Carlos Fernando	WS	GUA	35	2	0	37
37	23	Demyanenko Danny	MB	CAN	21	10	5	36
	10	Russell Kyle	OP	USA	30	3	3	36
39	17	Alonso Arce Roamy Raul	MB	CUB	20	14	1	35
40	11	Fernandez Gaston	MB	ARG	26	6	2	34
41	15	Legall Brandon	WS	TTO	30	2	1	33
42	3	Araya Gabriel	MB	CHI	18	12	2	32
	14	Martínez Garcia Jonathan	MB	MEX	24	7	1	32
	7	Phillip Marlon	WS	TTO	26	3	3	32
45	17	Huhmann George	MB	USA	22	6	3	31
46	16	Friesen Braedon	WS	CAN	26	2	2	30
47	15	Rodriguez Jonathan	MB	PUR	21	5	3	29
48	12	Herrera Jaime Jesus	OP	CUB	21	0	7	28
	13	Bernaola Benny	MB	PER	23	3	2	28
50	21	McConkey Jordan	MB	CAN	17	9	1	27
Total tournament					2,446	446	236	3,128



Best Spikers

Limit: 15.00%

Rk	No	Name	Pos.	Team	Spikes	Faults	Shots	Total Attempts	Succ. %
1	14	Chinchilla Franco Brandon Arnoldo	MB	GUA	40	7	20	67	59.70
2	14	Hidalgo Alvaro	WS	PER	83	21	39	143	58.04
3	5	Shaw James	OP	USA	43	13	19	75	57.33
4	1	Vargas Daniel	OP	MEX	57	10	37	104	54.81
5	11	Parraguire Vicente	WS	CHI	75	17	45	137	54.74
6	10	Bruno Nicolas	WS	ARG	68	25	37	130	52.31
7	25	Lazo Nicolás	WS	ARG	58	14	39	111	52.25
8	18	Lopez Castro Miguel Angel	WS	CUB	55	14	39	108	50.93
9	4	Yang Herrera Marlon	WS	CUB	32	10	21	63	50.79
10	1	Tapia Santana Henry Omar	OP	DOM	72	24	49	145	49.66
Total tournament					2,446	822	1,997	5,265	46.46



Best Blockers

Rk	No	Name	Pos.	Team	Kill Blocks	Faults	Rebounds	Total Attempts	Avg. by set
1	1	Urueña Daniel	MB	PER	19	27	20	66	0.95
2	17	Alonso Arce Roamy Raul	MB	CUB	14	35	33	82	0.74
3	5	Nieves Pedro	MB	PUR	12	38	26	76	0.67
4	5	Bushe Akim	MB	TTO	8	20	10	38	0.62
	6	Theodore Joel	MB	TTO	8	29	25	62	0.62
6	3	Araya Gabriel	MB	CHI	12	31	27	70	0.60
7	23	Demyanenko Danny	MB	CAN	10	18	20	48	0.59
8	21	McConkey Jordan	MB	CAN	9	23	25	57	0.53
9	12	Porras Balcazar Daniel Andre	WS	PER	10	11	9	30	0.50
10	9	Tellez Rodriguez Axel Manuel	MB	MEX	8	33	39	80	0.47
Total tournament					446	1,351	1,253	3,050	2.12



Best Servers

Rk	No	Name	Pos.	Team	Aces	Faults	Serve Hits	Total Attempts	Avg. by set
1	9	Bonacic Dusan	WS	CHI	12	15	52	79	0.60
	7	Romay Dammert Eduardo	OP	PER	12	22	50	84	0.60
3	20	Stewart Ryan	OP	TTO	6	13	35	54	0.46
4	9	Cowell Colton	WS	USA	7	15	60	82	0.44
	12	Holt Samuel	WS	USA	7	8	18	33	0.44
6	15	Leon Napoles Yohan Armando	WS	CUB	8	5	22	35	0.42
7	13	Keturakis Byron	S	CAN	7	9	23	39	0.41
8	19	Cruz Cepin Hector Alexis	WS	DOM	7	16	40	63	0.39
9	12	Herrera Jaime Jesus	OP	CUB	7	11	19	37	0.37
10	18	Lopez Castro Miguel Angel	WS	CUB	6	12	35	53	0.32
Total tournament					236	831	3,557	4,624	1.12



Best Diggers

Rk	No	Name	Pos.	Team	Digs	Faults	Receptions	Total Attempts	Avg. by set
1	19	Dagostino Kyle	L	USA	62	13	9	84	3.88
2	24	Cabrera Rivera Arnel	L	PUR	60	20	27	107	3.33
3	15	Castillo Sebastian	L	CHI	66	20	14	100	3.30
4	11	Nakamatsu Jonathan	L	PER	58	27	14	99	2.90
5	7	Garcia Alvarez Yonder Roman	L	CUB	53	16	6	75	2.79
6	16	Dwarkasing Joshua	L	SUR	30	14	6	50	2.50
7	17	Mickel Besson	L	TTO	32	19	7	58	2.46
8	19	Massimino Franco	L	ARG	56	20	8	84	2.43
9	15	Davies Jeremy Alexander	L	CAN	41	22	22	85	2.41
10	10	Rangel Pedro	S	MEX	37	21	19	77	2.18
Total tournament					2,235	1,229	594	4,058	10.64



Best Setters

Rk	No	Name	Pos.	Team	Running Sets	Faults	Still Sets	Total Attempts	Avg. by set
1	10	Rangel Pedro	S	MEX	169	2	174	345	9.94
2	19	Fiorentino Paez Oscar	S	PUR	165	7	199	371	9.17
3	2	Williams Paul	S	PER	179	5	238	422	8.95
4	7	Ruano Poron Adan Andree	S	GUA	139	7	169	315	8.18
5	1	Sanchez Matias	S	ARG	187	1	152	340	8.13
6	19	Banda Matias	S	CHI	159	3	214	376	7.95
7	8	Donald Kameron	S	TTO	101	3	165	269	7.77
8	13	Tuaniga Joshua	S	USA	110	3	108	221	6.88
9	4	De Jesus Hernandez Juan José	S	DOM	103	6	256	365	5.72
10	14	Goide Arredondo Adrian Eduardo	S	CUB	87	1	115	203	4.58
Total tournament					1,833	77	2,741	4,651	8.73



Best Receivers

Limit: 20.00%

Rk	No	Name	Pos.	Team	Excellents	Faults	Serve Receptions	Total Attempts	Eff. %
1	11	Barajas Jorge	WS	MEX	80	4	29	113	67.26
2	24	Cabrera Rivera Arnel	L	PUR	74	7	24	105	63.81
3	3	Chacon Pelaez Wagner Arnulfo	WS	GUA	70	5	29	104	62.50
4	11	Nakamatsu Jonathan	L	PER	76	2	45	123	60.16
5	19	Massimino Franco	L	ARG	45	4	21	70	58.57
6	10	Bruno Nicolas	WS	ARG	83	10	33	126	57.94
7	4	Ruiz De La Cruz Gonzalo	WS	MEX	42	3	23	68	57.35
8	25	Lazo Nicolás	WS	ARG	44	3	27	74	55.41
9	12	Porras Balcazar Daniel Andre	WS	PER	82	9	44	135	54.07
10	9	Bonacic Dusan	WS	CHI	73	6	46	125	53.60
Total tournament					1,973	279	1,513	3,765	44.99



2019 Senior Men Panamerican Cup

P-5 Players ranking by skills

All matches



Best Liberos

Rk	No	Name	Pos.	Team	Excellents	Faults	In Play	Total Attempts	Avg. by set
1	24	Cabrera Rivera Arnel	L	PUR	134	27	51	212	7.44
2	11	Nakamatsu Jonathan	L	PER	134	29	59	222	6.70
3	15	Castillo Sebastian	L	CHI	131	30	48	209	6.55
4	7	Garcia Alvarez Yonder Roman	L	CUB	109	25	32	166	5.74
5	19	Dagostino Kyle	L	USA	89	15	34	138	5.56
6	12	Pineda Lopez Tirso Ivan	L	GUA	93	25	65	183	5.47
7	5	Rangel Jesus	L	MEX	90	15	46	151	5.29
8	15	Davies Jeremy Alexander	L	CAN	80	28	57	165	4.71
9	9	Tolentino Lorenzo Braymer Norbery	L	DOM	82	24	63	169	4.56
10	16	Dwarkasing Joshua	L	SUR	53	23	27	103	4.42
Total tournament					1,325	395	622	2,342	6.31





Best Scorers

Rk	Team	Spike	Block	Serve	Total
1	ARG Argentina	295	35	22	352
2	PER Peru	261	46	22	329
3	CHI Chile	239	51	28	318
4	CUB Cuba	210	58	28	296
5	DOM Dominican Republic	224	41	17	282
6	PUR Puerto Rico	224	38	19	281
7	USA USA	212	36	31	279
8	MEX Mexico	219	39	19	277
9	CAN Canada	182	43	25	250
10	GUA Guatemala	175	15	6	196
11	TTO Trinidad and Tobago	138	26	14	178
12	SUR Suriname	74	20	5	99
Total tournament		2,453	448	236	3,137



Best Spikers

Limit: 15.00%

Rk	Team	Spikes	Faults	Shots	Total Attempts	Succ. %
1	CUB Cuba	210	62	131	403	52.11
2	ARG Argentina	295	92	180	567	52.03
3	PER Peru	261	81	167	509	51.28
4	USA USA	212	62	142	416	50.96
5	MEX Mexico	219	54	179	452	48.45
6	CHI Chile	239	58	201	498	47.99
7	DOM Dominican Republic	224	73	191	488	45.90
8	PUR Puerto Rico	224	72	200	496	45.16
9	CAN Canada	182	64	161	407	44.72
10	TTO Trinidad and Tobago	138	56	138	332	41.57
11	GUA Guatemala	175	81	186	442	39.59
12	SUR Suriname	74	70	126	270	27.41
Total tournament		2,453	825	2,002	5,280	46.46



2019 Senior Men Panamerican Cup

P-6 Teams ranking by skills

All matches



Best Blockers

Rk	Team	Kill Blocks	Faults	Rebounds	Total Attempts	Avg. by set
1	CUB Cuba	58	129	103	290	3.05
2	CHI Chile	51	136	134	321	2.55
3	CAN Canada	43	88	92	223	2.53
4	PER Peru	46	121	97	264	2.30
5	MEX Mexico	39	128	149	316	2.29
6	DOM Dominican Republic	41	116	100	257	2.28
7	USA USA	36	104	107	247	2.25
8	PUR Puerto Rico	38	134	137	309	2.11
9	TTO Trinidad and Tobago	26	92	65	183	2.00
10	SUR Suriname	20	69	58	147	1.67
11	ARG Argentina	35	123	140	298	1.52
12	GUA Guatemala	15	117	72	204	0.88
Total tournament		448	1,357	1,254	3,059	2.13



Best Servers

Rk	Team	Aces	Faults	Serve Hits	Total Attempts	Avg. by set
1	USA USA	31	74	275	380	1.94
2	CUB Cuba	28	73	336	437	1.47
3	CAN Canada	25	97	255	377	1.47
4	CHI Chile	28	94	342	464	1.40
5	MEX Mexico	19	60	320	399	1.12
6	PER Peru	22	74	360	456	1.10
7	TTO Trinidad and Tobago	14	46	210	270	1.08
8	PUR Puerto Rico	19	73	314	406	1.06
9	ARG Argentina	22	90	425	537	0.96
10	DOM Dominican Republic	17	80	300	397	0.94
11	SUR Suriname	5	35	143	183	0.42
12	GUA Guatemala	6	42	287	335	0.35
Total tournament		236	838	3,567	4,641	1.12





Best Diggers

Rk	Team	Digs	Faults	Receptions	Total Attempts	Avg. by set
1	USA USA	211	62	37	310	13.19
2	CHI Chile	254	103	55	412	12.70
3	ARG Argentina	270	128	43	441	11.74
4	MEX Mexico	194	114	84	392	11.41
5	PER Peru	216	145	47	408	10.80
6	PUR Puerto Rico	186	107	84	377	10.33
7	GUA Guatemala	171	138	50	359	10.06
8	DOM Dominican Republic	179	104	47	330	9.94
9	TTO Trinidad and Tobago	123	77	38	238	9.46
10	CUB Cuba	177	84	16	277	9.32
11	CAN Canada	153	84	61	298	9.00
12	SUR Suriname	106	85	32	223	8.83
Total tournament		2,240	1,231	594	4,065	10.67



Best Setters

Rk	Team	Running Sets	Faults	Still Sets	Total Attempts	Avg. by set
1	ARG Argentina	256	5	247	508	11.13
2	MEX Mexico	171	3	192	366	10.06
3	PUR Puerto Rico	178	8	253	439	9.89
4	GUA Guatemala	167	10	243	420	9.82
5	USA USA	157	5	186	348	9.81
6	PER Peru	187	5	255	447	9.35
7	CHI Chile	171	7	241	419	8.55
8	TTO Trinidad and Tobago	107	4	187	298	8.23
9	CAN Canada	136	8	213	357	8.00
10	CUB Cuba	150	2	204	356	7.89
11	DOM Dominican Republic	113	11	328	452	6.28
12	SUR Suriname	46	9	200	255	3.83
Total tournament		1,839	77	2,749	4,665	8.76



Best Receivers

Limit: 20.00%

Rk	Team	Excellents	Faults	Serve Receptions	Total Attempts	Eff. %
1	ARG Argentina	225	24	108	357	56.30
2	MEX Mexico	187	15	105	307	56.03
3	PUR Puerto Rico	196	14	127	337	54.01
4	PER Peru	222	21	137	380	52.89
5	CUB Cuba	164	20	109	293	49.15
6	CHI Chile	195	25	131	351	48.43
7	GUA Guatemala	180	31	121	332	44.88
8	CAN Canada	147	16	129	292	44.86
9	USA USA	137	21	120	278	41.73
10	TTO Trinidad and Tobago	100	21	118	239	33.05
11	SUR Suriname	97	32	120	249	26.10
12	DOM Dominican Republic	131	39	191	361	25.48
Total tournament		1,981	279	1,516	3,776	45.07



Best Liberos

Rk	Team	Excellents	Faults	In Play	Total Attempts	Avg. by set
1	PUR Puerto Rico	134	27	51	212	7.44
2	MEX Mexico	121	40	60	221	7.12
3	CHI Chile	141	41	52	234	7.05
4	ARG Argentina	159	42	47	248	6.91
5	GUA Guatemala	117	47	72	236	6.88
6	PER Peru	134	29	59	222	6.70
7	USA USA	100	16	37	153	6.25
8	DOM Dominican Republic	109	40	71	220	6.06
9	CUB Cuba	109	25	32	166	5.74
10	SUR Suriname	65	29	38	132	5.42
11	CAN Canada	86	29	59	174	5.06
12	TTO Trinidad and Tobago	52	30	44	126	4.00
Total tournament		1,327	395	622	2,344	6.32



Cuba defeats Argentina in five-set Pan Am Cup Golden win

COLIMA, Mexico, June 21, 2019. - Cuba defeated Argentina in five-set thriller 3-2 (19-25, 25-21, 25-20, 21-25, 15-9) winning the Gold Medal of the fourteenth Men's Pan American Cup at the Multifunctional Auditorium of Colima, Mexico.

With the triumph, Cuba wins their third Men's Pan American title, in 2014 defeating United States and in 2016 also in five sets over Argentina.

Mexico claimed the Bronze Medal of the fourteenth Men's Pan American Cup in front of home crowd defeating Chile 3-0 (25-17, 25-20, 26-24). This is Mexico's first bronze medal and fourth overall in the history of the event, winning gold in 2007 and two silver medals (2006, 2013).

Most Valuable Player Miguel Ángel López, CUB

Best Spiker Alvaro Hidalgo, PER

2nd Best Spiker Bruno Nicolas, ARG

Best Blocker Daniel Urrea, PER

2nd Best Blocker Roamy Alonso, CUB

Best Opposite Eduardo Romain, PER

Best Setter Pedro Rangel, MEX

Best Libero Arnel Cabrera, CUB

Best Server Eduardo Romain, PER

Best Digger Kyle Dagostino, USA

Best Receiver Jorge Barajas, MEX

Best Scorer Eduardo Romain, PER

United States 3, Puerto Rico 0

United States beat Puerto Rico 3-0 (25-17, 25-23, 25-18) for fifth place. United States persevered over Puerto Rico with 44-30 margin in spikes, 10-5 in blocks and 4-3 in aces. United States benefited from 17 Puerto Rican errors and handed out 20. Opposite James Shaw topped United States with 15 points on 14 kills and one ace, outside hitter Samuel Holt added 14 points including 11 kills and Colton Cowell contributed with 10 points including 3 blocking points. Javier Rodriguez led Puerto Rico with 13 points.

Mexico 3, Chile 0

Mexico claimed the Bronze Medal defeating Chile 3-0 (25-17, 25-20, 26-24) for third place. This is Mexico's first bronze medal and fourth overall in the history of the event, winning gold in 2007 and two silver medals (2006, 2013). In the beginning Chile seemed without energy while the host had every opportunity to move forward with comfortable margins in sets one and two without difficulties, carried by Gonzalo Ruiz and Daniel Vargas. Chile



recovered in the third with line-up changes, scoring faster and more effectively keeping the score tied up to point 13 when Mexico carried a four point average at the second technical time-out (16-14). Chile missed the chance to extend the actions losing a set point on unforced blocking error. Mexico scored the final point after four consecutive triple blocks against Dusan Bonacic. Mexico led in kills 43-33 and aces 6-2, but Chile was superior in blocks with huge 11-5 margin. Mexico committed 15 unforced errors while Chile finished with 22. Gonzalo Ruiz and Daniel Vargas carried Mexico's offense with 14 and 13 points apiece, while Vicente Parraguirre scored 16 points on the loss.

Cuba 3, Argentina 2

Cuba defeated Argentina in five-set thriller 3-2 (19-25, 25-21, 25-20, 21-25, 15-9) winning the Gold Medal. With the triumph, Cuba wins their third Men's Pan American title, in 2014 defeating United States and in 2016 also in five sets over Argentina. Cuba and Argentina are used to playing in five sets; they also met in their first performance here with Cuba also winning in five. It was a spectacular blocking party for Cuba, outnumbering Argentina by remarkable 20-6 advantage, while recovering from a strong beginning on Argentina's side of the net. Cuba also led in kills 53-50. Both teams scored on 4 serving points and Argentina finishing with fewer unforced error (31-37). Cuban Miguel Angel Lopez finished with a 22 match-high including 17 kills and 3 aces; Marlon Yang and Roamy Alonso contributed with 13 points apiece and Osniel Mergarejo added 10 points. Alonso, along with Livan Taboada included 5 powerful blocks. Nicolas Lazo led Argentina with 16 points, joined by German Johansen with 11 points, while Joaquin Gallego and Nicolas Bruno tallied 10 points each.

Cuba sobre Argentina en cinco sets ganando el Oro de la Copa Pan Am

COLIMA, México 21 de junio de 2019. - Cuba derrotó a Argentina en cinco dramáticos sets 3-2 (19-25, 25-21, 25-20, 21-25, 15-9) ganando la Medalla de Oro de la décimo cuarta Copa Panamericana Masculina en el Auditorio Multifuncional de Colima, México.

Con el triunfo, Cuba gana su tercer título en Copa Panamericana Masculina, en 2014 derrotó a Estados Unidos y en 2016 en cinco sets sobre Argentina.

México ganó la Medalla de Bronce de la décimo cuarta edición de la Copa Panamericana Masculina en frente a su público derrotando Chile 3-0 (25-17, 25-20, 26-24). Esta es la primera medalla de bronce para México y cuarta en total en la historia del evento, ganando oro en 2007 y dos medallas de plata (2006, 2013).



Jugador Más Valioso Miguel Ángel López, CUB

Mejor Atacante Alvarado Hidalgo, PER

2nd Mejor Atacante Bruno Nicolas, ARG

Mejor Bloqueo Daniel Urrea, PER

2nd Mejor Bloqueo Roamy Alonso, CUB

Mejor Opuesto Eduardo Romay, PER

Mejor Acomodador Pedro Rangel, MEX

Mejor Libero Arnel Cabrera, CUB

Mejor Servicio Eduardo Romay, PER

Mejor Defensa Kyle Dagostino, USA

Mejor Receptor Jorge Barajas, MEX

Máximo Anotador Eduardo Romay, PER

Estados Unidos 3, Puerto Rico 0

Estados Unidos derrotó a Puerto Rico 3-0 (25-17, 25-23, 25-18) por el quinto lugar. Estados Unidos superó a Puerto Rico por margen 44-30 en ataques, 10-5 en bloqueos y 4-3 en aces. Estados Unidos se benefició por 17 errores puertorriqueños y regaló 20. El opuesto James Shaw encabezó a Estados Unidos con 15 puntos a través de 14 ataques, el atacante Samuel Holt aportó 14 puntos incluyendo 11 de ataque y Colton Cowell contribuyó con 10 puntos incluyendo 3 puntos de bloqueo. Javier Rodríguez lideró Puerto Rico con 13 puntos.

México 3, Chile 0

México ganó la Medalla de Bronce derrotando Chile 3-0 (25-17, 25-20, 26-24) por el tercer lugar. Esta es la primera medalla de bronce para México y cuarta en total en la historia del evento, ganando oro en 2007 y dos medallas de plata (2006, 2013). Al arranque del juego, Chile lució con poca energía mientras que los anfitriones tuvieron todas las oportunidades para adelantarse por cómoda ventaja en el primer y segundo sets sin dificultad, encabezados por Gonzalo Ruiz y Daniel Vargas. Chile se recuperó en el tercero haciendo cambios en su alineación, anotando más seguido y con mayor efectividad, mantuvo el marcador empatado hasta el punto 13 cuando México se alejó por cuatro puntos durante el segundo tiempo técnico (16-14). Chile perdió su oportunidad de extender las acciones tras perder un punto de set por un error de bloqueo. México anotó el último punto tras cuatro triple bloqueos a Dusan Bonacic. México encabezó el ataque 43-33 y los puntos de servicio 6-2, pero Chile fue superior en bloqueos por amplia ventaja 11-5. México cometió 15 errores no forzados, mientras que Chile finalizó con 22. Gonzalo Ruiz y Daniel Vargas se encargaron de la ofensiva Mexicana con 14 y 13 puntos cada uno, mientras que Vicente Parraguirre anotó 16 puntos en la derrota.



Cuba 3, Argentina 2

Cuba derrotó a Argentina en cinco dramáticos sets 3-2 (19-25, 25-21, 25-20, 21-25, 15-9) ganando la Medalla de Oro. Con el triunfo, Cuba gana su tercer título en Copa Panamericana Masculina, en 2014 derrotó a Estados Unidos y en 2016 en cinco sets sobre Argentina. Cuba y Argentina están acostumbrados a jugar en cinco sets; también se enfrentaron en su primer juego acá en cinco sets con triunfo cubano. Fue una espectacular fiesta de bloqueo para Cuba, superando a Argentina por abrumadora ventaja de 20-6, mientras se recuperaba de un potente inicio de Argentina sobre la red. Cuba también superó en ataque 53-50. Ambos anotaron 4 puntos de servicio y Argentina cerró con menor cantidad de puntos no forzados (31-37). El cubano Miguel Ángel López finalizó como el máximo anotador del partido con 22 puntos a través de 17 ataques y 3 puntos aces; Marlon Yang y Roamy Alonso contribuyeron con 13 puntos cada uno y Osniel Mergarejo aportó 10 puntos. Alonso, junto a Livan Taboada incluyeron 5 potentes bloqueos. Nicolás Lazo encabezó a Argentina con 16 puntos, acompañado por German Johansen con 11 puntos, mientras que Joaquín Gallego y Nicolás Bruno anotaron 10 unidades cada uno.