



# NORCECA **MEN** **PAN-AMERICAN CUP** **FINAL SIX**

**SANTO DOMINGO, DOMINICAN REPUBLIC**

**SEPTEMBER 1-10, 2021**



# Bulletin 8

September 9, 2021



## Final Standing



MEXICO



CANADA



ESTADOS UNIDOS



DOMINICAN REPUBLIC



PUERTO RICO



SURINAM

## Individual Awards

### Most Valuable Played

Gonzalez, Diego  MEX  
No. 7

### Best Server

Tapia, Henry  DOM  
No. 1

### Best Spiker

Hofer, Brodie  CAN  
No. 5

### 2nd Best Spiker

Elser, Jesse  CAN  
No. 11

### Best Blocker

Howe Jackson  CAN  
No. 6

### Best Libero

Pacheco, Jose  PUR  
No. 4

### 2nd Best Blocker

McHenry Merrick  USA  
No. 13

### Best Digger

Pacheco, Jose  PUR  
No. 4

### Best Setter

Epp Derek  CAN  
No. 20

### Best Receiver

Loewen Colton  CAN  
No. 2

### Best Scorer

Tapia Henry  DOM  
No. 1

### Best Oposite

Tapia Henry  DOM  
No. 1



# CALENDARIO DE COMPETENCIA

## 03 SEPTIEMBRE 2021 (ROUND ROBIN)

|    |       |  |   |
|----|-------|--|---|
| 01 | 15:00 |  SURINAME             |  CANADA      |
| 02 | 17:00 |  ESTADOS UNIDOS       |  MEXICO      |
| 03 | 19:00 |  REPUBLICA DOMINICANA |  PUERTO RICO |

## 04 SEPTIEMBRE 2021 (ROUND ROBIN)

|    |       |  |   |
|----|-------|--|---|
| 04 | 15:00 |  MEXICO                 |  CANADA      |
| 05 | 17:00 |  ESTADOS UNIDOS         |  PUERTO RICO |
| 06 | 19:00 |  REPUBLICA DOMINICANA |  SURINAME  |







## 05 SEPTIEMBRE 2021 (ROUND ROBIN)

|    |       |  |  |
|----|-------|--|--|
| 07 | 15:00 |  SURINAME             |  MEXICO         |
| 08 | 17:00 |  PUERTO RICO          |  CANADA         |
| 09 | 19:00 |  REPUBLICA DOMINICANA |  ESTADOS UNIDOS |







## 06 SEPTIEMBRE 2021 (ROUND ROBIN)

|    |       |  |   |
|----|-------|--|---|
| 10 | 15:00 |  ESTADOS UNIDOS       |  SURINAME    |
| 11 | 17:00 |  MEXICO               |  PUERTO RICO |
| 12 | 19:00 |  REPUBLICA DOMINICANA |  CANADA      |




## 07 SEPTIEMBRE 2021 (ROUND ROBIN)

|    |       |  |  |
|----|-------|--|--|
| 13 | 15:00 |  PUERTO RICO          |  SURINAME       |
| 14 | 17:00 |  CANADA               |  ESTADOS UNIDOS |
| 15 | 19:00 |  REPUBLICA DOMINICANA |  MEXICO         |

## 08 SEPTIEMBRE 2021 (SEMI-FINALES)

|    |       |  |  |
|----|-------|--|--|
| 16 | 15:00 |  PUERTO RICO    |  SURINAME             |
| 18 | 17:00 |  ESTADOS UNIDOS |  MEXICO               |
| 17 | 19:00 |  CANADA         |  REPUBLICA DOMINICANA |

## 09 SEPTIEMBRE 2021 (FINALES)

|    |       |  |  |
|----|-------|--|--|
| 19 | 17:00 |  REPUBLICA DOMINICANA |  ESTADOS UNIDOS |
| 20 | 19:00 |  CANADA               |  MEXICO         |



## Competition Format and Match Schedule

### Calendario y Formato de Competencia

#### MAIN COMPETITION HALL

| No. | Date   | Time  | Teams                               | Set   | Result per set (points) |         |         |         |       |
|-----|--------|-------|-------------------------------------|-------|-------------------------|---------|---------|---------|-------|
|     |        |       |                                     |       | 1                       | 2       | 3       | 4       | 5     |
| 1   | 03-sep | 15:00 | SURINAME vs CANADA                  | 0 - 3 | 7 - 25                  | 28 - 30 | 20 - 25 |         |       |
| 2   | 03-sep | 17:00 | UNITED STATES vs MEXICO             | 3 - 0 | 25 - 17                 | 29 - 27 | 25 - 20 |         |       |
| 3   | 03-sep | 19:00 | DOMINICAN REPUBLIC vs PUERTO RICO   | 3 - 1 | 31 - 29                 | 31 - 33 | 27 - 25 | 27 - 25 |       |
| 4   | 04-sep | 15:00 | MEXICO vs CANADA                    | 1 - 3 | 25 - 27                 | 23 - 25 | 25 - 21 | 21 - 25 |       |
| 5   | 04-sep | 17:00 | UNITED STATES vs PUERTO RICO        | 3 - 0 | 25 - 17                 | 25 - 23 | 26 - 24 |         |       |
| 6   | 04-sep | 19:00 | DOMINICAN REPUBLIC vs SURINAME      | 3 - 0 | 25 - 14                 | 25-7    | 25-14   |         |       |
| 7   | 05-sep | 15:00 | SURINAME vs MEXICO                  | 0 - 3 | 12-25                   | 10-25   | 17-25   |         |       |
| 8   | 05-sep | 17:00 | PUERTO RICO vs CANADA               | 1 - 3 | 19 - 27                 | 25 - 23 | 20 - 25 | 19 - 25 |       |
| 9   | 05-sep | 19:00 | DOMINICAN REPUBLIC vs UNITED STATES | 3 - 2 | 25 - 23                 | 25 - 18 | 22 - 25 | 17 - 25 | 15-8  |
| 10  | 06-sep | 15:00 | UNITED STATES vs SURINAME           | 3 - 0 | 25 - 14                 | 25-11   | 25 - 14 |         |       |
| 11  | 06-sep | 17:00 | MEXICO vs PUERTO RICO               | 3 - 0 | 25 - 16                 | 25-23   | 25 - 18 |         |       |
| 12  | 06-sep | 19:00 | DOMINICAN REPUBLIC vs CANADA        | 1 - 3 | 25-20                   | 23-25   | 15-25   | 16-25   |       |
| 13  | 07-sep | 15:00 | PUERTO RICO vs SURINAME             | 3 - 1 | 25 - 14                 | 21 - 25 | 25 - 15 | 25-10   |       |
| 14  | 07-sep | 17:00 | CANADA vs UNITED STATES             | 2 - 3 | 25 - 21                 | 18 - 25 | 29 - 31 | 25-18   | 13-15 |
| 15  | 07-sep | 19:00 | DOMINICAN REPUBLIC vs MEXICO        | 2 - 3 | 18-25                   | 25-21   | 25 - 19 | 18 - 25 | 13-15 |

#### SEMI-FINALS

#### MAIN COMPETITION HALL

| No. | Date   | Time  | Teams                        | Set   | Result per set (points) |         |         |       |
|-----|--------|-------|------------------------------|-------|-------------------------|---------|---------|-------|
|     |        |       |                              |       | 1                       | 2       | 3       | 4     |
| 16  | 08-sep | 15:00 | PUERTO RICO vs SURINAME      | 3 - 1 | 25 - 16                 | 20 - 25 | 28 - 26 | 27-25 |
| 18  | 08-sep | 17:00 | UNITED STATES vs MEXICO      | 0 - 3 | 22-25                   | 27-29   | 20-25   |       |
| 17  | 08-sep | 19:00 | CANADA vs DOMINICAN REPUBLIC | 3 - 0 | 25-22                   | 25-22   | 25-20   |       |

#### FINAL

#### MAIN COMPETITION HALL

| No. | Date   | Time  | Teams                               | Set   | Result per set (points) |       |       |       |
|-----|--------|-------|-------------------------------------|-------|-------------------------|-------|-------|-------|
|     |        |       |                                     |       | 1                       | 2     | 3     | 4     |
| 19  | 09-sep | 17:00 | DOMINICAN REPUBLIC vs UNITED STATES | 1 - 3 | 22-25                   | 25-19 | 23-25 | 15-25 |
| 20  | 09-sep | 19:00 | CANADA vs MEXICO                    | 0 - 3 | 17-25                   | 24-26 | 20-25 |       |

## FINAL STANDING

- 1  Mexico
- 2  Canada
- 3  USA
- 4  Dominican Republic
- 5  Puerto Rico
- 6  Suriname

## MATCHES RESULTS

### Round robin

| No | Date        | Teams     | Set | Result per set (points) |       |       |       |       | Total Points | Duration | Spectators |
|----|-------------|-----------|-----|-------------------------|-------|-------|-------|-------|--------------|----------|------------|
|    |             |           |     | 1                       | 2     | 3     | 4     | 5     |              |          |            |
| 1  | 03-Sep-2021 | SUR - CAN | 0-3 | 7-25                    | 28-30 | 20-25 |       |       | 55-80        | 1:30     | 300        |
| 2  | 03-Sep-2021 | USA - MEX | 3-0 | 25-17                   | 29-27 | 25-20 |       |       | 79-64        | 1:39     | 500        |
| 3  | 03-Sep-2021 | DOM - PUR | 3-1 | 31-29                   | 31-33 | 27-25 | 27-25 |       | 116-112      | 2:49     | 300        |
| 4  | 04-Sep-2021 | MEX - CAN | 1-3 | 25-27                   | 23-25 | 25-21 | 21-25 |       | 94-98        | 2:14     | 150        |
| 5  | 04-Sep-2021 | USA - PUR | 3-0 | 25-17                   | 25-23 | 26-24 |       |       | 76-64        | 1:46     | 250        |
| 6  | 04-Sep-2021 | DOM - SUR | 3-0 | 25-14                   | 25-7  | 25-14 |       |       | 75-35        | 1:15     | 350        |
| 7  | 05-Sep-2021 | SUR - MEX | 0-3 | 12-25                   | 10-25 | 17-25 |       |       | 39-75        | 1:18     | 200        |
| 8  | 05-Sep-2021 | PUR - CAN | 1-3 | 19-25                   | 25-23 | 20-25 | 19-25 |       | 83-98        | 2:04     | 300        |
| 9  | 05-Sep-2021 | DOM - USA | 3-2 | 25-23                   | 25-18 | 22-25 | 17-25 | 15-8  | 104-99       | 2:17     | 500        |
| 10 | 06-Sep-2021 | USA - SUR | 3-0 | 25-14                   | 25-11 | 25-14 |       |       | 75-39        | 1:12     | 200        |
| 11 | 06-Sep-2021 | MEX - PUR | 3-0 | 25-16                   | 25-23 | 25-18 |       |       | 75-57        | 1:34     | 300        |
| 12 | 06-Sep-2021 | DOM - CAN | 1-3 | 25-20                   | 23-25 | 15-25 | 16-25 |       | 79-95        | 1:56     | 750        |
| 13 | 07-Sep-2021 | PUR - SUR | 3-1 | 25-14                   | 21-25 | 25-15 | 25-10 |       | 96-64        | 1:44     | 150        |
| 14 | 07-Sep-2021 | CAN - USA | 2-3 | 25-21                   | 18-25 | 29-31 | 25-18 | 13-15 | 110-110      | 2:21     | 350        |
| 15 | 07-Sep-2021 | DOM - MEX | 2-3 | 18-25                   | 25-21 | 25-19 | 18-25 | 13-15 | 99-105       | 2:24     | 650        |

### Final 5-6

| No | Date        | Teams     | Set | Result per set (points) |       |       |       |   | Total Points | Duration | Spectators |
|----|-------------|-----------|-----|-------------------------|-------|-------|-------|---|--------------|----------|------------|
|    |             |           |     | 1                       | 2     | 3     | 4     | 5 |              |          |            |
| 16 | 08-Sep-2021 | PUR - SUR | 3-1 | 25-16                   | 20-25 | 28-26 | 27-25 |   | 100-92       | 2:00     | 150        |

### Semifinals

| No | Date        | Teams     | Set | Result per set (points) |       |       |   |   | Total Points | Duration | Spectators |
|----|-------------|-----------|-----|-------------------------|-------|-------|---|---|--------------|----------|------------|
|    |             |           |     | 1                       | 2     | 3     | 4 | 5 |              |          |            |
| 17 | 08-Sep-2021 | CAN - DOM | 3-0 | 25-22                   | 25-22 | 25-20 |   |   | 75-64        | 1:30     | 550        |
| 18 | 08-Sep-2021 | USA - MEX | 0-3 | 22-25                   | 27-29 | 20-25 |   |   | 69-79        | 1:43     | 200        |

### Final 3-4

| No | Date        | Teams     | Set | Result per set (points) |       |       |       |   | Total Points | Duration | Spectators |
|----|-------------|-----------|-----|-------------------------|-------|-------|-------|---|--------------|----------|------------|
|    |             |           |     | 1                       | 2     | 3     | 4     | 5 |              |          |            |
| 19 | 09-Sep-2021 | DOM - USA | 1-3 | 23-25                   | 25-19 | 23-25 | 15-25 |   | 86-94        | 1:57     | 650        |

### Final 1-2

| No | Date        | Teams     | Set | Result per set (points) |       |       |   |   | Total Points | Duration | Spectators |
|----|-------------|-----------|-----|-------------------------|-------|-------|---|---|--------------|----------|------------|
|    |             |           |     | 1                       | 2     | 3     | 4 | 5 |              |          |            |
| 20 | 09-Sep-2021 | CAN - MEX | 0-3 | 17-25                   | 24-26 | 20-25 |   |   | 61-76        | 1:34     | 400        |



# Men Senior Pan American Cup 2021

P-4 Collated results & ranking

Results as of 9 September 2021



## TEAM RANKING

### Round robin

| Rk | Code | Team               | Matches |   |   |    | Pts | Results details |     |     |     |     |     | Sets |       |       | Points |       |       |
|----|------|--------------------|---------|---|---|----|-----|-----------------|-----|-----|-----|-----|-----|------|-------|-------|--------|-------|-------|
|    |      |                    | W       | L | T |    |     | 3-0             | 3-1 | 3-2 | 2-3 | 1-3 | 0-3 | W    | L     | Ratio | W      | L     | Ratio |
| 1  | USA  | USA                | 4       | 1 | 5 | 20 | 3   | 0               | 1   | 1   | 0   | 0   | 14  | 5    | 2.800 | 439   | 381    | 1.152 |       |
| 2  | CAN  | Canada             | 4       | 1 | 5 | 19 | 1   | 3               | 0   | 1   | 0   | 0   | 14  | 6    | 2.333 | 481   | 421    | 1.142 |       |
| 3  | DOM  | Dominican Republic | 3       | 2 | 5 | 15 | 1   | 1               | 1   | 1   | 1   | 0   | 12  | 9    | 1.333 | 473   | 446    | 1.060 |       |
| 4  | MEX  | Mexico             | 3       | 2 | 5 | 14 | 2   | 0               | 1   | 0   | 1   | 1   | 10  | 8    | 1.250 | 413   | 372    | 1.110 |       |
| 5  | PUR  | Puerto Rico        | 1       | 4 | 5 | 6  | 0   | 1               | 0   | 0   | 2   | 2   | 5   | 13   | 0.384 | 412   | 429    | 0.960 |       |
| 6  | SUR  | Suriname           | 0       | 5 | 5 | 1  | 0   | 0               | 0   | 0   | 1   | 4   | 1   | 15   | 0.066 | 232   | 401    | 0.578 |       |





# Men Senior Pan American Cup 2021



**P-2** Match result  
Final 3-4 (Places 3 and 4)

**Match:** 19    **Date:** 09/09/2021    **Spectators:** 650  
**City:** Santo Domingo  
**Hall:** Palacio Del Voleibol Ricardo Gioriver Arias  
**Match duration:** **Start:** 17:00    **End:** 18:57    **Total:** 1:57

| Teams      | Sets             | 1    | 2    | 3    | 4    | 5 | Total |
|------------|------------------|------|------|------|------|---|-------|
| <b>DOM</b> | <b>1</b>         | 22   | 25   | 23   | 15   |   | 85    |
| <b>USA</b> | <b>3</b>         | 25   | 19   | 25   | 25   |   | 94    |
|            | <b>Duration:</b> | 0:31 | 0:26 | 0:28 | 0:23 |   | 1:48  |

**Referees:** Andrew Cameron (CAN) & Juan F. Rivera (PUR)

| DOM - Dominican Republic          |             |      |         |    |    |   |   |               |   |   |   |    |    |
|-----------------------------------|-------------|------|---------|----|----|---|---|---------------|---|---|---|----|----|
| No                                | Name        | Pos. | Line-up |    |    |   |   | Points by set |   |   |   |    | T. |
|                                   |             |      | 1       | 2  | 3  | 4 | 5 | 1             | 2 | 3 | 4 | 5  |    |
| 1                                 | Tapia (C)   | OP   | 4       | 4  | 3  | 4 | 2 | 6             | 7 | 5 |   |    | 20 |
| 2                                 | Reinoso     | OH   |         |    |    |   |   |               |   |   |   |    |    |
| 3                                 | Almonte     | OP   | 18      | 14 | 18 | 6 |   |               |   |   |   |    |    |
| 4                                 | Hernandez   | OH   | 5       | 5  | 4  | 5 | 4 | 3             | 2 |   |   | 9  |    |
| 5                                 | Florian (L) | L    | L       | L  | L  | L |   |               |   |   |   |    |    |
| 6                                 | Mendez      | MB   |         |    |    | 3 |   |               |   |   |   |    |    |
| 7                                 | Pepeñ (L)   | L    | L       | L  | L  | L |   |               |   |   |   |    |    |
| 8                                 | Lopez       | OH   |         |    |    |   |   |               |   |   |   |    |    |
| 9                                 | Capellan    | S    | 1       | 1  | 6  | 1 |   |               |   |   |   |    |    |
| 11                                | J.J.        | S    | 9       |    | 9  | 9 | 1 |               |   |   |   | 1  |    |
| 13                                | Mercedes    | OH   | 18      | 14 | 4  |   |   |               | 1 |   |   | 1  |    |
| 14                                | Romero      | MB   | 6       | 6  | 5  |   | 1 |               |   |   |   | 1  |    |
| 18                                | Paulino     | MB   | 3       | 3  | 2  | 6 | 1 | 1             | 1 | 2 |   | 5  |    |
| 19                                | Cruz        | OH   | 2       | 2  | 1  | 2 | 8 | 9             | 4 | 2 |   | 23 |    |
| <b>Coach:</b> Jose Manon Torres   |             |      |         |    |    |   |   |               |   |   |   |    |    |
| <b>Assistant:</b> Rodriguez Loren |             |      |         |    |    |   |   |               |   |   |   |    |    |

| USA - USA                        |               |      |         |    |   |   |   |               |   |   |   |   |    |   |
|----------------------------------|---------------|------|---------|----|---|---|---|---------------|---|---|---|---|----|---|
| No                               | Name          | Pos. | Line-up |    |   |   |   | Points by set |   |   |   |   | T. |   |
|                                  |               |      | 1       | 2  | 3 | 4 | 5 | 1             | 2 | 3 | 4 | 5 |    |   |
| 2                                | Holdaway      | MB   |         |    |   |   |   |               |   |   |   |   |    |   |
| 3                                | Kauling       | S    | 2       | 1  | 2 | 1 |   |               |   |   | 1 | 1 | 2  |   |
| 4                                | Gillis        | OH   | 3       | 2  | 3 | 2 |   |               |   |   | 4 | 3 | 4  | 3 |
| 5                                | Pasteur       | OP   | 13      | 13 |   |   |   |               |   |   |   |   |    |   |
| 8                                | Mitchem (C)   | MB   |         |    |   |   |   |               |   |   |   |   |    |   |
| 9                                | Lietzke       | S    | 3       | 3  |   |   |   |               |   |   |   |   |    |   |
| 11                               | Sani          | OH   |         |    |   |   |   |               |   |   |   |   |    |   |
| 13                               | McHenry       | MB   | 4       | 3  | 4 | 3 |   |               |   |   | 4 | 2 | 6  | 6 |
| 14                               | Champlin      | OH   | 6       | 5  | 6 | 5 |   |               |   |   | 5 | 2 | 1  | 2 |
| 15                               | Wetter        | MB   | 1       | 6  | 1 | 6 |   |               |   |   | 2 | 2 | 6  | 2 |
| 18                               | Sloane        | OH   | 5       | 4  | 5 | 4 |   |               |   |   | 3 | 3 | 1  | 3 |
| 19                               | McCauley      | OH   | 4       |    |   |   |   |               |   |   |   |   |    |   |
| 22                               | Palma (L)     | L    | L       | L  | L | L |   |               |   |   |   |   |    |   |
| 24                               | Dagostino (L) | L    | L       | L  | L | L |   |               |   |   |   |   |    |   |
| <b>Coach:</b> Andy Read          |               |      |         |    |   |   |   |               |   |   |   |   |    |   |
| <b>Assistant:</b> Shiari Morteza |               |      |         |    |   |   |   |               |   |   |   |   |    |   |

## TEAMS AND PLAYERS PERFORMANCES

| Won Points | Total Atts | No Name           |
|------------|------------|-------------------|
| <b>49</b>  | <b>122</b> | <b>Total Team</b> |
| 20         | 41         | 19 Cruz           |
| 15         | 43         | 1 Tapia           |
| 7          | 19         | 4 Hernandez       |
| <b>8</b>   | <b>50</b>  | <b>Total Team</b> |
| 3          | 9          | 1 Tapia           |
| 3          | 4          | 19 Cruz           |
| 1          | 7          | 4 Hernandez       |
| <b>3</b>   | <b>87</b>  | <b>Total Team</b> |
| 2          | 17         | 1 Tapia           |
| 1          | 12         | 4 Hernandez       |
| 0          | 0          | 2 Reinoso         |
| <b>26</b>  |            | <b>Total Team</b> |
| <b>85</b>  | <b>259</b> | <b>Total Team</b> |
| 23         | 61         | 19 Cruz           |
| 20         | 69         | 1 Tapia           |
| 9          | 38         | 4 Hernandez       |

| Scoring Skills      |
|---------------------|
| <b>Attack</b>       |
| <b>Block</b>        |
| <b>Serve</b>        |
| <b>Opp. error</b>   |
| <b>Total</b>        |
| <b>Best scorers</b> |

| Won Points | Total Atts | No Name           |
|------------|------------|-------------------|
| <b>49</b>  | <b>113</b> | <b>Total Team</b> |
| 10         | 38         | 4 Gillis          |
| 10         | 16         | 13 McHenry        |
| 10         | 13         | 15 Wetter         |
| <b>12</b>  | <b>55</b>  | <b>Total Team</b> |
| 8          | 17         | 13 McHenry        |
| 2          | 13         | 4 Gillis          |
| 1          | 9          | 15 Wetter         |
| <b>5</b>   | <b>93</b>  | <b>Total Team</b> |
| 2          | 24         | 4 Gillis          |
| 1          | 22         | 3 Kauling         |
| 1          | 11         | 14 Champlin       |
| <b>28</b>  |            | <b>Total Team</b> |
| <b>94</b>  | <b>261</b> | <b>Total Team</b> |
| 18         | 42         | 13 McHenry        |
| 14         | 75         | 4 Gillis          |
| 12         | 34         | 15 Wetter         |

■ Starting line-up with position    Atts = Attempts    (C) = Captain    MB = Middle blocker    S = Setter  
 □ Substitute with shirt number    Opp. = Opponent    (L) / L = Libero    OP = Opposite    OH = Outside Hitter







# Men Senior Pan American Cup 2021



P-2 Match result

Final 1-2 (Places 1 and 2)

**Match:** 20    **Date:** 09/09/2021    **Spectators:** 400  
**City:** Santo Domingo  
**Hall:** Palacio Del Voleibol Ricardo Gioriver Arias  
**Match duration:** **Start:** 19:00    **End:** 21:01    **Total:** 1:34

| Teams            | Sets     | 1    | 2    | 3    | 4 | 5 | Total |
|------------------|----------|------|------|------|---|---|-------|
| <b>CAN</b>       | <b>0</b> | 17   | 24   | 20   |   |   | 61    |
| <b>MEX</b>       | <b>3</b> | 25   | 26   | 25   |   |   | 76    |
| <b>Duration:</b> |          | 0:25 | 0:33 | 0:30 |   |   | 1:28  |

**Referees:** Nestor Bienvenido Mateo Perez (DOM) & Devonie McLarty (USA)

| CAN - Canada    |      |         |   |   |   |               |   |   |   |   |    |    |
|-----------------|------|---------|---|---|---|---------------|---|---|---|---|----|----|
| No Name         | Pos. | Line-up |   |   |   | Points by set |   |   |   |   | T. |    |
|                 |      | 1       | 2 | 3 | 4 | 5             | 1 | 2 | 3 | 4 |    | 5  |
| 2 Loewen (L)    | L    | L       | L | L |   |               |   |   |   |   |    |    |
| 3 Corneli       | MB   |         |   |   | 4 |               |   |   |   |   |    |    |
| 4 Olfert        | OH   | 1       | 6 | 4 |   |               | 2 | 3 | 1 |   |    | 6  |
| 5 Hofer         | OH   | 6       | 5 | 3 |   |               | 2 | 6 | 6 |   |    | 14 |
| 6 Howe          | MB   | 5       | 4 | 2 |   |               | 2 | 1 | 4 |   |    | 7  |
| 9 A. Elser      | OH   |         |   |   |   |               |   |   |   |   |    |    |
| 11 J. Elser (C) | OH   | 4       | 3 | 1 |   |               | 2 | 3 | 3 |   |    | 8  |
| 16 Schnitzer    | MB   | 2       | 1 | 5 |   |               | 4 | 2 | 1 |   |    | 7  |
| 17 L. Remple    | MB   |         |   |   |   |               |   |   |   |   |    |    |
| 19 Schriemer    | S    |         |   |   |   |               |   |   |   |   |    |    |
| 20 Epp          | S    | 3       | 2 | 6 |   |               |   |   |   |   |    |    |
| 21 Schmidt      | OH   |         |   |   |   |               |   |   |   |   |    |    |

| MEX - Mexico    |      |         |    |    |   |               |   |   |   |   |    |    |
|-----------------|------|---------|----|----|---|---------------|---|---|---|---|----|----|
| No Name         | Pos. | Line-up |    |    |   | Points by set |   |   |   |   | T. |    |
|                 |      | 1       | 2  | 3  | 4 | 5             | 1 | 2 | 3 | 4 |    | 5  |
| 2 Hernandez     | OH   | 4       | 4  | 4  |   |               | 1 | 1 |   |   |    | 2  |
| 3 Garay (C)     | OP   |         | 7  | 15 |   |               |   | 2 |   |   |    | 2  |
| 7 Gonzalez      | OP   | 3       | 3  | 3  |   |               | 3 | 4 | 6 |   |    | 13 |
| 8 Fuentes       | OH   |         | 2  |    |   |               |   |   |   |   |    |    |
| 9 Rodriguez     | MB   | 5       | 5  | 5  |   |               | 4 | 1 | 2 |   |    | 7  |
| 12 Mendoza      | S    |         |    | 7  |   |               |   |   |   |   |    |    |
| 13 Martinez (L) | L    | L       | L  | L  |   |               |   |   |   |   |    |    |
| 14 Cruz         | MB   |         | 17 | 17 |   |               |   | 4 | 1 |   |    | 5  |
| 15 Aranda       | S    | 6       | 6  | 6  |   |               | 1 | 1 | 2 |   |    | 4  |
| 16 Chavez       | MB   |         |    |    |   |               |   |   |   |   |    |    |
| 17 Parra        | MB   | 2       | 2  | 2  |   |               | 2 |   |   |   |    | 2  |
| 20 Mendoza (L)  | L    | L       | L  | L  |   |               |   |   |   |   |    |    |
| 23 Lopez        | OH   | 1       | 1  | 1  |   |               | 2 | 4 | 6 |   |    | 12 |
| 25 Olivera      | OH   |         |    |    |   |               |   |   |   |   |    |    |

**Coach:** Benjamin Josephson  
**Assistant:** Ball Benjamin

**Coach:** JORGE MIGUEL AZAIR LOPEZ  
**Assistant:** CALDERON VALADEZ MANUEL ABRAHAM

## TEAMS AND PLAYERS PERFORMANCES

| Won Points | Total Atts | No Name           | Scoring Skills      | Won Points | Total Atts | No Name           |
|------------|------------|-------------------|---------------------|------------|------------|-------------------|
| <b>32</b>  | <b>74</b>  | <b>Total Team</b> |                     | <b>35</b>  | <b>79</b>  | <b>Total Team</b> |
| 13         | 21         | 5 Hofer           | <b>Attack</b>       | 13         | 25         | 7 Gonzalez        |
| 7          | 22         | 11 J. Elser       |                     | 7          | 15         | 23 Lopez          |
| 5          | 13         | 4 Olfert          |                     | 6          | 9          | 9 Rodriguez       |
| <b>9</b>   | <b>40</b>  | <b>Total Team</b> | <b>Block</b>        | <b>5</b>   | <b>31</b>  | <b>Total Team</b> |
| 4          | 12         | 6 Howe            |                     | 2          | 3          | 14 Cruz           |
| 3          | 10         | 16 Schnitzer      |                     | 2          | 5          | 23 Lopez          |
| 1          | 3          | 4 Olfert          |                     | 1          | 7          | 9 Rodriguez       |
| <b>1</b>   | <b>64</b>  | <b>Total Team</b> | <b>Serve</b>        | <b>7</b>   | <b>74</b>  | <b>Total Team</b> |
| 1          | 12         | 5 Hofer           |                     | 3          | 11         | 23 Lopez          |
| 0          | 0          | 2 Loewen          |                     | 2          | 4          | 3 Garay           |
| 0          | 0          | 3 Corneli         |                     | 1          | 11         | 15 Aranda         |
| <b>19</b>  |            | <b>Total Team</b> | <b>Opp. error</b>   | <b>29</b>  |            | <b>Total Team</b> |
| <b>61</b>  | <b>178</b> | <b>Total Team</b> | <b>Total</b>        | <b>76</b>  | <b>184</b> | <b>Total Team</b> |
|            |            |                   | <b>Best scorers</b> |            |            |                   |
| 14         | 39         | 5 Hofer           |                     | 13         | 41         | 7 Gonzalez        |
| 8          | 37         | 11 J. Elser       |                     | 12         | 31         | 23 Lopez          |
| 7          | 31         | 6 Howe            |                     | 7          | 27         | 9 Rodriguez       |

■ Starting line-up with position    Atts = Attempts    (C) = Captain    MB = Middle blocker    S = Setter  
□ Substitute with shirt number    Opp. = Opponent    (L) / L = Libero    OP = Opposite    OH = Outside Hitter





# Men Senior Pan American Cup 2021

[P-5] Players ranking by skills

All matches



## Best Scorers

| Rk                      | No | Name                           | Pos. | Team | Attack | Block | Serve | Total |
|-------------------------|----|--------------------------------|------|------|--------|-------|-------|-------|
| 1                       | 1  | Tapia Santana Henry Omar       | OP   | DOM  | 100    | 14    | 17    | 131   |
| 2                       | 5  | Hofer Brodie                   | OH   | CAN  | 104    | 4     | 8     | 116   |
| 3                       | 19 | Cruz Cepin Hector Alexis       | OH   | DOM  | 93     | 10    | 10    | 113   |
| 4                       | 11 | Elser Jesse                    | OH   | CAN  | 91     | 7     | 12    | 110   |
| 5                       | 7  | González Castañeda Diego       | OP   | MEX  | 88     | 6     | 5     | 99    |
| 6                       | 6  | Howe Jackson                   | MB   | CAN  | 53     | 27    | 7     | 87    |
| 7                       | 25 | Santiago Jair                  | OP   | PUR  | 65     | 10    | 7     | 82    |
| 8                       | 23 | Lopez Rios Josue De Jesus      | OH   | MEX  | 55     | 5     | 12    | 72    |
| 9                       | 4  | Gillis Cole                    | OH   | USA  | 54     | 6     | 10    | 70    |
| 10                      | 9  | Molina Pedro                   | OH   | PUR  | 54     | 8     | 4     | 66    |
| 11                      | 18 | Sloane Grant                   | OH   | USA  | 52     | 7     | 1     | 60    |
| 12                      | 7  | Sporkslede Keven               | OH   | SUR  | 53     | 5     | 0     | 58    |
| 13                      | 9  | Breinburg Zefanio              | OP   | SUR  | 42     | 10    | 4     | 56    |
| 14                      | 4  | Olfert Isaiah                  | OH   | CAN  | 42     | 5     | 6     | 53    |
| 16                      | 16 | Schnitzer Jordan               | MB   | CAN  | 32     | 11    | 10    | 53    |
| 16                      | 13 | McHenry Merrick                | MB   | USA  | 26     | 25    | 1     | 52    |
| 17                      | 2  | Hernández Cabrera Jorge Ariel  | OH   | MEX  | 39     | 5     | 5     | 49    |
| 18                      | 9  | Tellez Rodriguez Axel Manuel   | MB   | MEX  | 26     | 15    | 6     | 47    |
| 19                      | 19 | McCauley Kyle                  | OH   | USA  | 37     | 4     | 4     | 45    |
| 20                      | 4  | Hernandez Wilfrido             | OH   | DOM  | 34     | 2     | 8     | 44    |
| 21                      | 6  | Mendez Jose Dawilin Ramill     | MB   | DOM  | 26     | 13    | 1     | 40    |
| 22                      | 2  | Holdaway Shane                 | MB   | USA  | 24     | 10    | 5     | 39    |
| 23                      | 12 | Elias Rodriguez Antonio        | MB   | PUR  | 27     | 11    | 0     | 38    |
| 25                      | 18 | Alomar Ismael                  | OP   | USA  | 27     | 2     | 9     | 38    |
| 26                      | 14 | Cruz Mendoza Gabriel           | MB   | PUR  | 28     | 7     | 1     | 36    |
| 26                      | 14 | Cruz Mendoza Gabriel           | MB   | MEX  | 20     | 11    | 3     | 34    |
| 28                      | 2  | Negron Sebastian               | OP   | PUR  | 28     | 2     | 4     | 34    |
| 28                      | 6  | Pinas David                    | MB   | SUR  | 27     | 2     | 4     | 33    |
| 30                      | 15 | Wetter Daniel                  | MB   | USA  | 23     | 4     | 6     | 33    |
| 30                      | 18 | Paulino Paulino Richi          | MB   | DOM  | 21     | 5     | 1     | 27    |
| 30                      | 11 | Hoyos Omar                     | OH   | PUR  | 21     | 0     | 6     | 27    |
| 30                      | 14 | Champlin Ethan                 | OH   | USA  | 21     | 1     | 5     | 27    |
| 33                      | 17 | Parra Valenzuela Victor Manuel | MB   | MEX  | 15     | 5     | 4     | 24    |
| 34                      | 3  | Garay Nava Ridl Alexis         | OP   | MEX  | 13     | 3     | 7     | 23    |
| 35                      | 8  | Negron Diego                   | OP   | PUR  | 17     | 4     | 1     | 22    |
| 36                      | 11 | Sani Francesco                 | OH   | USA  | 12     | 5     | 3     | 20    |
| 37                      | 15 | Aranda Christian               | S    | MEX  | 12     | 2     | 5     | 19    |
| 37                      | 8  | Mitchem Tyler                  | MB   | USA  | 16     | 3     | 0     | 19    |
| 39                      | 20 | Epp Derek                      | S    | CAN  | 9      | 5     | 4     | 18    |
| 40                      | 13 | Mercedes Cruz Jonathan         | OH   | DOM  | 14     | 2     | 0     | 16    |
| 41                      | 6  | Vazquez Lopez Victor Alejandro | S    | PUR  | 10     | 3     | 2     | 15    |
| 42                      | 17 | Lopez Kevin                    | OH   | PUR  | 12     | 0     | 2     | 14    |
| 43                      | 4  | Asimia Ethan                   | OH   | SUR  | 11     | 1     | 1     | 13    |
| 44                      | 14 | Marin Luna Juan                | MB   | PUR  | 8      | 1     | 1     | 10    |
| 44                      | 3  | Kauling Kevin                  | S    | USA  | 3      | 2     | 5     | 10    |
| 46                      | 2  | Reinoso Soto Luis David        | OH   | DOM  | 6      | 2     | 1     | 9     |
| 46                      | 8  | Fuentes Rascon Mauro Isaac     | OH   | MEX  | 8      | 1     | 0     | 9     |
| 46                      | 1  | Kasdi Dean                     | OH   | SUR  | 9      | 0     | 0     | 9     |
| 46                      | 10 | Fraser Clyde                   | MB   | SUR  | 4      | 4     | 1     | 9     |
| 46                      | 12 | Foe-A-Man Casey                | S    | SUR  | 5      | 3     | 1     | 9     |
| <b>Total tournament</b> |    |                                |      |      | 1,631  | 309   | 227   | 2,167 |





## Best Attackers

Limit: 15.00%

| Rk                      | No | Name                          | Pos. | Team | Attacks | Faults | Shots | Total Attempts | Succ. % |
|-------------------------|----|-------------------------------|------|------|---------|--------|-------|----------------|---------|
| 1                       | 5  | Hofer Brodie                  | OH   | CAN  | 104     | 31     | 40    | 175            | 59.43   |
| 2                       | 7  | González Castañeda Diego      | OP   | MEX  | 88      | 35     | 34    | 157            | 56.05   |
| 3                       | 11 | Elser Jesse                   | OH   | CAN  | 91      | 25     | 49    | 165            | 55.15   |
| 4                       | 6  | Howe Jackson                  | MB   | CAN  | 53      | 20     | 25    | 98             | 54.08   |
| 5                       | 19 | Cruz Cepin Hector Alexis      | OH   | DOM  | 93      | 32     | 60    | 185            | 50.27   |
| 6                       | 23 | Lopez Rios Josue De Jesus     | OH   | MEX  | 55      | 23     | 44    | 122            | 45.08   |
| 7                       | 2  | Hernández Cabrera Jorge Ariel | OH   | MEX  | 39      | 15     | 34    | 88             | 44.32   |
| 8                       | 1  | Tapia Santana Henry Omar      | OP   | DOM  | 100     | 29     | 101   | 230            | 43.48   |
| 9                       | 25 | Santiago Jair                 | OP   | PUR  | 65      | 34     | 53    | 152            | 42.76   |
| 10                      | 18 | Sloane Grant                  | OH   | USA  | 52      | 24     | 47    | 123            | 42.28   |
| <b>Total tournament</b> |    |                               |      |      | 1,631   | 636    | 1,376 | 3,643          | 44.77   |



## Best Blockers

| Rk                      | No | Name                         | Pos. | Team | Kill Blocks | Faults | Rebounds | Total Attempts | Avg. by set |
|-------------------------|----|------------------------------|------|------|-------------|--------|----------|----------------|-------------|
| 1                       | 6  | Howe Jackson                 | MB   | CAN  | 27          | 32     | 35       | 94             | 1.04        |
| 2                       | 13 | McHenry Merrick              | MB   | USA  | 25          | 10     | 25       | 60             | 0.96        |
| 3                       | 9  | Tellez Rodriguez Axel Manuel | MB   | MEX  | 15          | 21     | 24       | 60             | 0.63        |
| 4                       | 1  | Tapia Santana Henry Omar     | OP   | DOM  | 14          | 10     | 25       | 49             | 0.50        |
|                         | 12 | Elias Rodriguez Antonio      | MB   | PUR  | 11          | 29     | 21       | 61             | 0.50        |
|                         | 9  | Breinburg Zefanio            | OP   | SUR  | 10          | 23     | 16       | 49             | 0.50        |
| 7                       | 6  | Mendez Jose Dawilin Ramill   | MB   | DOM  | 13          | 25     | 38       | 76             | 0.46        |
| 8                       | 14 | Cruz Mendoza Gabriel         | MB   | MEX  | 11          | 8      | 14       | 33             | 0.46        |
| 9                       | 25 | Santiago Jair                | OP   | PUR  | 10          | 14     | 6        | 30             | 0.45        |
| 10                      | 16 | Schnitzer Jordan             | MB   | CAN  | 11          | 28     | 19       | 58             | 0.42        |
| <b>Total tournament</b> |    |                              |      |      | 309         | 677    | 730      | 1,716          | 2.12        |



## Best Servers

| Rk                      | No | Name                      | Pos. | Team | Aces | Faults | Serve Hits | Total Attempts | Avg. by set |
|-------------------------|----|---------------------------|------|------|------|--------|------------|----------------|-------------|
| 1                       | 1  | Tapia Santana Henry Omar  | OP   | DOM  | 17   | 25     | 58         | 100            | 0.61        |
| 2                       | 23 | Lopez Rios Josue De Jesus | OH   | MEX  | 12   | 12     | 66         | 90             | 0.50        |
| 3                       | 11 | Elser Jesse               | OH   | CAN  | 12   | 18     | 95         | 125            | 0.46        |
| 4                       | 16 | Schnitzer Jordan          | MB   | CAN  | 10   | 34     | 65         | 109            | 0.38        |
|                         | 4  | Gillis Cole               | OH   | USA  | 10   | 10     | 80         | 100            | 0.38        |
| 6                       | 19 | Cruz Cepin Hector Alexis  | OH   | DOM  | 10   | 20     | 92         | 122            | 0.36        |
| 7                       | 5  | Pasteur Jacob             | OP   | USA  | 9    | 8      | 22         | 39             | 0.35        |
| 8                       | 25 | Santiago Jair             | OP   | PUR  | 7    | 15     | 45         | 67             | 0.32        |
| 9                       | 5  | Hofer Brodie              | OH   | CAN  | 8    | 24     | 64         | 96             | 0.31        |
| 10                      | 3  | Garay Nava Ridl Alexis    | OP   | MEX  | 7    | 6      | 17         | 30             | 0.29        |
| <b>Total tournament</b> |    |                           |      |      | 227  | 598    | 2,447      | 3,272          | 1.55        |



## Best Diggers

| Rk                      | No | Name                          | Pos. | Team | Digs | Faults | Receptions | Total Attempts | Avg. by set |
|-------------------------|----|-------------------------------|------|------|------|--------|------------|----------------|-------------|
| 1                       | 4  | Pacheco Jose                  | L    | PUR  | 57   | 33     | 33         | 123            | 2.59        |
| 2                       | 2  | Loewen Colton                 | L    | CAN  | 36   | 36     | 37         | 109            | 1.38        |
| 3                       | 24 | Dagostino Kyle                | L    | USA  | 31   | 19     | 39         | 89             | 1.19        |
| 4                       | 13 | Martinez Alan Gabriel         | L    | MEX  | 24   | 21     | 20         | 65             | 1.00        |
| 5                       | 5  | Florian Feliz Erik            | L    | DOM  | 23   | 13     | 25         | 61             | 0.82        |
| 6                       | 4  | Olfert Isaiah                 | OH   | CAN  | 20   | 15     | 20         | 55             | 0.77        |
|                         | 5  | Hofer Brodie                  | OH   | CAN  | 20   | 16     | 28         | 64             | 0.77        |
| 8                       | 2  | Hernández Cabrera Jorge Ariel | OH   | MEX  | 17   | 15     | 32         | 64             | 0.71        |
| 9                       | 23 | Lopez Rios Josue De Jesus     | OH   | MEX  | 16   | 15     | 23         | 54             | 0.67        |
| 10                      | 11 | Elser Jesse                   | OH   | CAN  | 16   | 15     | 28         | 59             | 0.62        |
| <b>Total tournament</b> |    |                               |      |      | 550  | 737    | 1,202      | 2,489          | 3.77        |



## Best Setters

| Rk                      | No | Name                             | Pos. | Team | Running Sets | Faults | Still Sets | Total Attempts | Avg. by set |
|-------------------------|----|----------------------------------|------|------|--------------|--------|------------|----------------|-------------|
| 1                       | 20 | Epp Derek                        | S    | CAN  | 161          | 6      | 362        | 529            | 6.19        |
| 2                       | 15 | Aranda Christian                 | S    | MEX  | 65           | 2      | 348        | 415            | 2.71        |
| 3                       | 3  | Kauling Kevin                    | S    | USA  | 61           | 3      | 428        | 492            | 2.35        |
| 4                       | 6  | Vazquez Lopez Victor Alejandro   | S    | PUR  | 24           | 3      | 230        | 257            | 1.09        |
| 5                       | 9  | Capellan Rodriguez Jhoan Jesus   | S    | DOM  | 30           | 9      | 418        | 457            | 1.07        |
| 6                       | 12 | Foe-A-Man Casey                  | S    | SUR  | 20           | 9      | 345        | 374            | 1.00        |
| 7                       | 3  | Hernandez Negron Christian       | S    | PUR  | 17           | 0      | 235        | 252            | 0.77        |
| 8                       | 9  | Lietzke Nathan                   | S    | USA  | 7            | 2      | 46         | 55             | 0.27        |
| 9                       | 12 | Mendoza Burgueño Edgar Alejandro | S    | MEX  | 6            | 2      | 49         | 57             | 0.25        |
| 10                      | 7  | Sporkslede Keven                 | OH   | SUR  | 2            | 1      | 17         | 20             | 0.10        |
| <b>Total tournament</b> |    |                                  |      |      | 401          | 56     | 3,028      | 3,485          | 2.75        |



## Best Receivers

Limit: 20.00%

| Rk                      | No | Name                         | Pos. | Team | Excellents | Faults | Serve Receptions | Total Attempts | Eff. % |
|-------------------------|----|------------------------------|------|------|------------|--------|------------------|----------------|--------|
| 1                       | 2  | Loewen Colton                | L    | CAN  | 84         | 5      | 73               | 162            | 48.77  |
| 2                       | 4  | Pacheco Jose                 | L    | PUR  | 53         | 2      | 51               | 106            | 48.11  |
| 3                       | 20 | Mendoza Perdomo José Roberto | L    | MEX  | 49         | 10     | 42               | 101            | 38.61  |
| 4                       | 4  | Olfert Isaiah                | OH   | CAN  | 62         | 8      | 80               | 150            | 36.00  |
| 5                       | 23 | Lopez Rios Josue De Jesus    | OH   | MEX  | 50         | 8      | 65               | 123            | 34.15  |
| 6                       | 11 | Elser Jesse                  | OH   | CAN  | 50         | 10     | 68               | 128            | 31.25  |
| 7                       | 7  | Sporkslede Keven             | OH   | SUR  | 49         | 10     | 77               | 136            | 28.68  |
| 8                       | 9  | Molina Pedro                 | OH   | PUR  | 51         | 9      | 88               | 148            | 28.38  |
| 9                       | 4  | Gillis Cole                  | OH   | USA  | 41         | 8      | 68               | 117            | 28.21  |
| 10                      | 24 | Dagostino Kyle               | L    | USA  | 54         | 14     | 75               | 143            | 27.97  |
| <b>Total tournament</b> |    |                              |      |      | 918        | 215    | 1,517            | 2,650          | 26.53  |



# Men Senior Pan American Cup 2021

P-5 Players ranking by skills

All matches



## Best Liberos

| Rk                      | No | Name                         | Pos. | Team | Excellents | Faults | In Play | Total Attempts | Avg. by set |
|-------------------------|----|------------------------------|------|------|------------|--------|---------|----------------|-------------|
| 1                       | 4  | Pacheco Jose                 | L    | PUR  | 110        | 35     | 84      | 229            | 5.00        |
| 2                       | 2  | Loewen Colton                | L    | CAN  | 120        | 41     | 110     | 271            | 4.62        |
| 3                       | 24 | Dagostino Kyle               | L    | USA  | 85         | 33     | 114     | 232            | 3.27        |
| 4                       | 20 | Mendoza Perdomo José Roberto | L    | MEX  | 63         | 16     | 52      | 131            | 2.63        |
| 5                       | 16 | Dwarkasing Joshua            | L    | SUR  | 44         | 58     | 122     | 224            | 2.20        |
| 6                       | 5  | Florian Feliz Erik           | L    | DOM  | 57         | 25     | 94      | 176            | 2.04        |
| 7                       | 13 | Martinez Alan Gabriel        | L    | MEX  | 31         | 23     | 39      | 93             | 1.29        |
| 8                       | 7  | Turbides Pepen Bryan         | L    | DOM  | 16         | 22     | 36      | 74             | 0.57        |
| 9                       | 22 | Palma Matthew                | L    | USA  | 11         | 2      | 7       | 20             | 0.42        |
| <b>Total tournament</b> |    |                              |      |      | 537        | 255    | 658     | 1,450          | 3.68        |





# Men Senior Pan American Cup 2021

[P-6] Teams ranking by skills

All matches



## Best Scorers

| Rk                      | Team                   | Attack | Block | Serve | Total |
|-------------------------|------------------------|--------|-------|-------|-------|
| 1                       | CAN Canada             | 333    | 60    | 47    | 440   |
| 2                       | USA USA                | 296    | 69    | 50    | 415   |
| 3                       | DOM Dominican Republic | 299    | 51    | 42    | 392   |
| 4                       | MEX Mexico             | 277    | 54    | 49    | 380   |
| 5                       | PUR Puerto Rico        | 272    | 46    | 28    | 346   |
| 6                       | SUR Suriname           | 154    | 29    | 11    | 194   |
| <b>Total tournament</b> |                        | 1,631  | 309   | 227   | 2,167 |



## Best Attackers

Limit: 15.00%

| Rk                      | Team                   | Attacks | Faults | Shots | Total Attempts | Succ. % |
|-------------------------|------------------------|---------|--------|-------|----------------|---------|
| 1                       | CAN Canada             | 333     | 112    | 193   | 638            | 52.19   |
| 2                       | MEX Mexico             | 277     | 97     | 194   | 568            | 48.77   |
| 3                       | USA USA                | 296     | 106    | 245   | 647            | 45.75   |
| 4                       | DOM Dominican Republic | 299     | 108    | 264   | 671            | 44.56   |
| 5                       | PUR Puerto Rico        | 272     | 104    | 258   | 634            | 42.90   |
| 6                       | SUR Suriname           | 154     | 109    | 222   | 485            | 31.75   |
| <b>Total tournament</b> |                        | 1,631   | 636    | 1,376 | 3,643          | 44.77   |



## Best Blockers

| Rk                      | Team                   | Kill Blocks | Faults | Rebounds | Total Attempts | Avg. by set |
|-------------------------|------------------------|-------------|--------|----------|----------------|-------------|
| 1                       | USA USA                | 69          | 119    | 145      | 333            | 2.65        |
| 2                       | CAN Canada             | 60          | 114    | 134      | 308            | 2.31        |
| 3                       | MEX Mexico             | 54          | 109    | 118      | 281            | 2.25        |
| 4                       | PUR Puerto Rico        | 46          | 110    | 91       | 247            | 2.09        |
| 5                       | DOM Dominican Republic | 51          | 136    | 149      | 336            | 1.82        |
| 6                       | SUR Suriname           | 29          | 89     | 93       | 211            | 1.45        |
| <b>Total tournament</b> |                        | 309         | 677    | 730      | 1,716          | 2.12        |





# Men Senior Pan American Cup 2021

**P-6** Teams ranking by skills

All matches



## Best Servers

| Rk                      | Team                   | Aces | Faults | Serve Hits | Total Attempts | Avg. by set |
|-------------------------|------------------------|------|--------|------------|----------------|-------------|
| 1                       | MEX Mexico             | 49   | 85     | 438        | 572            | 2.04        |
| 2                       | USA USA                | 50   | 110    | 437        | 597            | 1.92        |
| 3                       | CAN Canada             | 47   | 151    | 417        | 615            | 1.81        |
| 4                       | DOM Dominican Republic | 42   | 90     | 491        | 623            | 1.50        |
| 5                       | PUR Puerto Rico        | 28   | 93     | 411        | 532            | 1.27        |
| 6                       | SUR Suriname           | 11   | 69     | 253        | 333            | 0.55        |
| <b>Total tournament</b> |                        | 227  | 598    | 2,447      | 3,272          | 1.55        |



## Best Diggers

| Rk                      | Team                   | Digs | Faults | Receptions | Total Attempts | Avg. by set |
|-------------------------|------------------------|------|--------|------------|----------------|-------------|
| 1                       | MEX Mexico             | 111  | 110    | 178        | 399            | 4.63        |
| 2                       | PUR Puerto Rico        | 99   | 126    | 201        | 426            | 4.50        |
| 3                       | CAN Canada             | 108  | 111    | 180        | 399            | 4.15        |
| 4                       | USA USA                | 93   | 117    | 203        | 413            | 3.58        |
| 5                       | DOM Dominican Republic | 92   | 152    | 258        | 502            | 3.29        |
| 6                       | SUR Suriname           | 47   | 121    | 182        | 350            | 2.35        |
| <b>Total tournament</b> |                        | 550  | 737    | 1,202      | 2,489          | 3.77        |



## Best Setters

| Rk                      | Team                   | Running Sets | Faults | Still Sets | Total Attempts | Avg. by set |
|-------------------------|------------------------|--------------|--------|------------|----------------|-------------|
| 1                       | CAN Canada             | 164          | 10     | 437        | 611            | 6.31        |
| 2                       | MEX Mexico             | 71           | 6      | 469        | 546            | 2.96        |
| 3                       | USA USA                | 69           | 9      | 532        | 610            | 2.65        |
| 4                       | PUR Puerto Rico        | 43           | 9      | 549        | 601            | 1.95        |
| 5                       | DOM Dominican Republic | 32           | 9      | 607        | 648            | 1.14        |
| 6                       | SUR Suriname           | 22           | 13     | 434        | 469            | 1.10        |
| <b>Total tournament</b> |                        | 401          | 56     | 3,028      | 3,485          | 2.75        |





# Men Senior Pan American Cup 2021

[P-6] Teams ranking by skills

All matches



## Best Receivers

Limit: 20.00%

| Rk                      | Team                   | Excellents | Faults | Serve Receptions | Total Attempts | Eff. % |
|-------------------------|------------------------|------------|--------|------------------|----------------|--------|
| 1                       | CAN Canada             | 206        | 25     | 235              | 466            | 38.84  |
| 2                       | PUR Puerto Rico        | 161        | 21     | 255              | 437            | 32.04  |
| 3                       | MEX Mexico             | 154        | 36     | 203              | 393            | 30.03  |
| 4                       | USA USA                | 146        | 36     | 270              | 452            | 24.34  |
| 5                       | DOM Dominican Republic | 127        | 45     | 307              | 479            | 17.12  |
| 6                       | SUR Suriname           | 124        | 52     | 247              | 423            | 17.02  |
| <b>Total tournament</b> |                        | 918        | 215    | 1,517            | 2,650          | 26.53  |



## Best Liberos

| Rk                      | Team                   | Excellents | Faults | In Play | Total Attempts | Avg. by set |
|-------------------------|------------------------|------------|--------|---------|----------------|-------------|
| 1                       | PUR Puerto Rico        | 110        | 35     | 84      | 229            | 5.00        |
| 2                       | CAN Canada             | 120        | 41     | 110     | 271            | 4.62        |
| 3                       | MEX Mexico             | 94         | 39     | 91      | 224            | 3.92        |
| 4                       | USA USA                | 96         | 35     | 121     | 252            | 3.69        |
| 5                       | DOM Dominican Republic | 73         | 47     | 130     | 250            | 2.61        |
| 6                       | SUR Suriname           | 44         | 58     | 122     | 224            | 2.20        |
| <b>Total tournament</b> |                        | 537        | 255    | 658     | 1,450          | 3.68        |







## Mexico crowned Pan Am Cup Men's Champions

SANTO DOMINGO, Dominican Republic, September 9, 2021 – Mexico beat Canada 3-0 (25-17, 26-24, 25-20) to claim its second gold medal in the history of the Men's Volleyball Pan American Cup at Ricardo Arias Pavilion on Thursday night.

It was precisely in Santo Domingo in 2007 when the Mexican side won the title with a victory over Puerto Rico in four sets for what was their only podium position in the event until tonight's triumph. After losing their first two matches of the preliminary round to United States and Canada, the Mexicans put together a five-game winning streak to claim the crown.

Diego Gonzalez and Josue Lopez led the Mexican attack with 13 and 12 points, respectively. Brodie Hofer was the only Canadian with double figures with a match-high 14 tallies.

Jorge Azair, coach of Mexico: "It was a tough tournament. I think USA and Canada brought more solid teams than they took to Durango. Most of the teams are going through transition so it will be surprise after surprise. The good thing is that the level is more evened. I am very proud of my boys. This is just the beginning and we have to keep working harder and harder."

Ben Josephson, coach of Canada: "We enjoyed this tournament a lot watching great teams playing with different techniques. We had a good time. Early in the competition Mexico had not reached its level and they proved that it is not the way you start but how you finish."

Ben Josephson, coach of Canada: "We enjoyed this tournament a lot watching great teams playing with different techniques. We had a good time. Early in the competition Mexico had not reached its level and they proved that it is not the way you start but how you finish."

### Bronze for USA

United States claimed the bronze medal after defeating host Dominican Republic 3-1 (25-23, 19-25, 25-23, 25-15) on Thursday.

It is the first bronze medal for the American team in the history of the competition after winning five gold medals and two silvers. The Dominicans lost their fourth match in a row after winning the first three of the event.

Merrit McHenry topped the scoring for USA with 18 points, including a tournament-high 8 blocks. Cole Gillis and Daniel Wetter followed with 14 and 12, respectively, while Grant Sloane and Ethan Champlin chipped in with 10 points apiece.

Alexis Cruz and Henry Tapia carried the load of the Dominican offense with 23 and 20 points, respectively.



## México Coronado Campeón Copa Pan Am de Hombres

SANTO DOMINGO, República Dominicana, 9 de septiembre de 2021 - México venció a Canadá 3-0 (25-17, 26-24, 25-20) para reclamar su segunda medalla de oro en la historia de la Copa Panamericana de Voleibol Masculino en el Pabellón Ricardo Arias la noche de este jueves.

Fue precisamente en Santo Domingo en 2007 cuando la selección mexicana se alzó con el título con una victoria sobre Puerto Rico en cuatro sets para lo que era su único podio en el evento hasta el triunfo de esta noche.

Después de perder sus dos primeros partidos de la ronda preliminar ante Estados Unidos y Canadá, los mexicanos armaron una racha ganadora de cinco juegos para reclamar la corona.

Diego González y Josué López lideraron el ataque mexicano con 13 y 12 puntos, respectivamente. Brodie Hofer fue el único canadiense con cifras dobles con 14 tantos.

Jorge Azair, entrenador de México: "Fue un torneo duro. Creo que Estados Unidos y Canadá trajeron equipos más sólidos de los que llevaron a Durango. La mayoría de los equipos están pasando por una transición, por lo que será una sorpresa tras otra. Lo bueno es que el nivel está más igualado. Estoy muy orgulloso de mis chicos. Esto es solo el comienzo y tenemos que seguir trabajando cada vez más".

Ben Josephson, entrenador de Canadá: "Disfrutamos mucho este torneo viendo a grandes equipos jugando con diferentes técnicas. Pasamos un buen rato. Al principio de la competencia, México no había alcanzado su nivel y demostraron que no es la forma en que comienzas sino cómo terminas".

### Bronce para EEUU

Estados Unidos reclamó la medalla de bronce después de derrotar al anfitrión República Dominicana 3-1 (25-23, 19-25, 25-23, 25-15) el jueves.

Es la primera medalla de bronce para el equipo estadounidense en la historia de la competencia luego de ganar cinco medallas de oro y dos de plata. Los dominicanos perdieron su cuarto partido consecutivo tras ganar los tres primeros del evento.

Merrit McHenry encabezó la puntuación de EEUU con 18 puntos, incluidos 8 bloqueos, lo máximo del torneo. Cole Gillis y Daniel Wetter le siguieron con 14 y 12, respectivamente, mientras que Grant Sloane y Ethan Champlin contribuyeron con 10 puntos cada uno.

Alexis Cruz y Henry Tapia llevaron el peso de la ofensiva dominicana con 23 y 20 puntos, respectivamente.