



NORCECA WOMEN'S QUALIFICATION TOURNAMENT TOKYO 2020

Santo Domingo, Dominican Republic
January 10-12, 2020

FIVB

FÉDÉRATION INTERNATIONALE
DE VOLLEYBALL




SPORT
COURT



Boletín #2


Santo Domingo • Rep. Dom • Viernes 10 de enero 2020





Información

A: Delegados Equipos Participantes.

De: 
Licdo. Carlos J. Beltrán
Director de competencia

Asunto: Uso de Camerinos.

Fecha: 10 / 01 / 2020


Estimados Delegados.

A partir del sábado 11 de enero, los equipos que celebren sus partidos a primera hora deben de traer sus pertenencias cuando salgan para la cancha de juego. Se les proveerá un carrito para poder colocar los bultos.

les agradezco su cooperación.

Information

To: All Delegate.

From: 
Licdo. Carlos J. Beltrán
Competition Director

For: Use of the Locker Rooms

Date: 01 / 10 / 2020

Dear Delegates

From Saturday 11 of January all teams that play the first game, shall carry their personal belongings when they walk to the court for the game. They will be provided with a cart to place the packages

Thanks for your cooperation.



NORCECA WOMEN'S QUALIFICATION TOURNAMENT TOKYO 2020

Santo Domingo, Dominican Republic
January 10-12, 2019



Calendario de Entrenamiento / Training Schedule


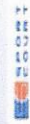
Día / Day	Hora / Time	Competition Venue - Palacio de los Deportes Prof. Virgilio Travieso Soto	Palacio de Voleibol Prof. Ricardo Georiver Arias											
08-ene-20	08:00													
	09:30													
	11:00													
	12:30													
	14:00													
	15:30	PUR	DOM											
	17:00	CAN												
	18:30													
	20:00	WELCOMING DINNER		<table border="1"> <tr> <td colspan="2">Preliminary Inquiry</td> </tr> <tr> <th>Time</th> <th>Country</th> </tr> <tr> <td>13:30</td> <td>DOM</td> </tr> </table>	Preliminary Inquiry		Time	Country	13:30	DOM				
Preliminary Inquiry														
Time	Country													
13:30	DOM													
09-ene-20	08:00	CAN												
	09:30	DOM												
	11:15	OFFICIAL PRESS CONFERENCE LOCAL ORGNIZING COMMITTEE		<table border="1"> <tr> <td colspan="2">Preliminary Inquiry</td> </tr> <tr> <th>Time</th> <th>Country</th> </tr> <tr> <td>09:00</td> <td>PUR</td> </tr> <tr> <td>10:30</td> <td>CAN</td> </tr> <tr> <td>11:15</td> <td>MEX</td> </tr> </table>	Preliminary Inquiry		Time	Country	09:00	PUR	10:30	CAN	11:15	MEX
	Preliminary Inquiry													
	Time	Country												
	09:00	PUR												
	10:30	CAN												
	11:15	MEX												
12:30														
14:00	MEX													
15:30	PUR													
17:00														
19:00	GENERAL TECHNICAL MEETING													
20:30														
10-ene-20	09:00	CAN (17:00)	PUR (17:00)											
	10:30	MEX (20:00)	DOM (20:00)											
	12:00													
	17:00	CAN Vs PUR												
20:00	DOM Vs MEX													
11-ene-20	09:00	PUR (17:00)	MEX (17:00)											
	10:30	DOM (19:00)	CAN (19:00)											
	12:00													
	17:00	PUR Vs MEX												
19:00	CAN Vs DOM													
12-ene-20	09:00	CAN (16:00)	MEX (16:00)											
	10:30	DOM (18:00)	PUR (18:00)											
	12:00													
	16:00	MEX Vs CAN												
18:00	DOM Vs PUR													





NORCECA WOMEN'S QUALIFICATION TOURNAMENT TOKYO 2020

Santo Domingo, Dominican Republic
January 10-12, 2019



No.	Date	Time	Teams
1	10-Jan.	17:00	CANADA vs PUERTO RICO
2	10-Jan.	20:00	DOMINICAN REP. vs MEXICO
3	11-Jan.	17:00	PUERTO RICO vs MEXICO
4	11-Jan.	19:00	CANADA vs DOMINICAN REP.
5	12-Jan.	16:00	MEXICO vs CANADA
6	12-Jan.	18:00	DOMINICAN REP. vs PUERTO RICO



Continental Tokyo Volleyball Qualification

2020

FEDERATION
INTERNATIONALE
DE VOLLEYBALL



O-1

UNIFORM COLOURS
Couleur de l'uniforme

CITY: Ville: **Santo Domingo, D.N.**

DATE: **09/ene/2020** TIME: Heure: **14:00**

REGISTERED COLOURS / Couleurs enregistrées :
(ONLY SHIRT COLOUR - seulement la couleur du maillot)

POOL/PHASE: Groupe/Phase **Round Robin**

CAN ▼	DOM ▼	MEX ▼	PUR ▼	▼	▼
-------	-------	-------	-------	---	---

1	Black	Red	Red	White	-	-
2	Red	White	Black	Red	-	-
3	White	Blue	White	Blue	-	-

MATCH SCHEDULE Calendrier des matches


DATE:	No. Match	Team Equipe	
		A	B
10/ene/2020	1	CAN	PUR
10/ene/2020	2	DOM	MEX
11/ene/2020	3	PUR	MEX
11/ene/2020	4	CAN	DOM
12/ene/2020	5	MEX	CAN
12/ene/2020	6	DOM	PUR

TEAMS CHOICE (1-2 OR 3) Choix des équipes (1-2 ou 3)

1st CHOICE 1er Choix A		LIBERO UNIFORM	
A	B	A	B
White	Red	Black	Blue
Red	Black	Yellow	White
Blue	Red	White	Black
Red	White	Black	Pink
White	Black	Red	Red
Blue	White	Orange	Red

FIVB DECISION Décision de la FIVB

A B





NORCECA Women's Tokyo Volleyball Qualification



P-4 Collated results & ranking

Results as of 11 January 2020

MATCHES RESULTS

RR

No	Date	Teams	Set	Result per set (points)					Total Points	Duration	Spectators
				1	2	3	4	5			
1	10-Jan-2020	CAN - PUR	2-3	22-25	25-22	25-22	23-25	12-15	107-109	3:00	3000
2	10-Jan-2020	DOM - MEX	3-2	25-19	25-17	21-25	23-25	15-5	109-91	2:34	5600
3	11-Jan-2020	PUR - MEX							-		
4	11-Jan-2020	CAN - DOM							-		
5	12-Jan-2020	MEX - CAN							-		
6	12-Jan-2020	DOM - PUR							-		

TEAM RANKING

RR

Rk	Code	Team	Matches			Pts	Results details						Sets			Points		
			W	L	T		3-0	3-1	3-2	2-3	1-3	0-3	W	L	Ratio	W	L	Ratio
1	DOM	Dominican Republic	1	0	1	3	0	0	1	0	0	0	3	2	1.500	109	91	1.197
2	PUR	Puerto Rico	1	0	1	3	0	0	1	0	0	0	3	2	1.500	109	107	1.018
3	CAN	Canada	0	1	1	2	0	0	0	1	0	0	2	3	0.666	107	109	0.981
4	MEX	Mexico	0	1	1	2	0	0	0	1	0	0	2	3	0.666	91	109	0.834



NORCECA Women's Tokyo Volleyball Qualification

P-2 Match result

RR

Match: 1 **Date:** 10/01/2020 **Spectators:** 3,000
City: Santo Domingo
Hall: Palacio de los Deportes "Virgilio Travieso Soto"
Match duration: **Start:** 17:00 **End:** 20:00 **Total:** 3:00

Teams	Sets	1	2	3	4	5	Total
CAN	2	22	25	25	23	12	107
PUR	3	25	22	22	25	15	109
Duration:		0:37	0:35	0:34	0:39	0:21	2:46

Referees: Denny Francisco Cespedes Lassi (DOM) & Luis Gerardo Macias (MEX)

CAN - Canada																	
No	Name	Pos.	Line-up					Points by set									
			1	2	3	4	5	1	2	3	4	5	T.				
1	Niles (L)	L	L	L	L	L	L										
3	Van Ryk	WS	5	4	4	4	1	4	3	6	4	2	19				
4	Richey (C)	WS	3	3	3	3	3										
5	Smith	S	13	13	13	16	13	1					1				
8	Ogoms	MB		12	12		12										
9	Gray	WS	2	1	1	1	4	6	5		3	2	16				
11	Mitrovic	WS															
12	Cross	MB	3	2	2	2	5	4	3	2	3	2	14				
13	King	S	1	6	6	6	3				1		1				
16	Joseph	OP	4	3	3	3	6	1	3	2	1		7				
17	Moncks (L)	L	L	L	L	L	L										
19	Bélanger	WS					13										
20	Perrin	MB															
23	Maglio	MB	6	5	5	5	2	2	1	4	4	1	12				

Coach: Thomas BLACK
Assistant: JOSEPHSON Benjamin

PUR - Puerto Rico																	
No	Name	Pos.	Line-up					Points by set									
			1	2	3	4	5	1	2	3	4	5	T.				
1	Santana	WS	5	6	5	5	5	3	4	1	5	3	16				
2	Venegas (L)	L	L	L	L	L	L										
4	Santos	S					17	17									
7	Enright	WS	2	3	2	2	2	6	4	4	7	3	24				
8	Rojas	MB					3	3			1	1	2				
9	Cruz	WS	10	10	12	8	8					1	1				
10	Reyes	MB	6	1	6			1		4			5				
11	Ocasio	WS					14	14									
12	Ortiz	MB	3	4	3	6	6	1	2	1	2	2	8				
13	Ferrer	OP															
14	Valentin - Anderson (C)	S	1	2	1	1	1	1	2	1		1	5				
17	Prieto Cerame	OP	4	5	4	4	4	1	3	4	8		16				
19	Jusino	MB															
23	Velez (L)	L	L														

Coach: Jose Mieleo
Assistant: Morales Fernando

TEAMS AND PLAYERS PERFORMANCES

Won Points	Total Atts	No Name
55	156	Total Team
18	46	3 Van Ryk
15	52	9 Gray
9	15	12 Cross
10	108	Total Team
4	30	12 Cross
3	30	23 Maglio
2	14	16 Joseph
5	108	Total Team
2	21	23 Maglio
1	11	5 Smith
1	17	12 Cross
37		Total Team
107	372	Total Team

Scoring Skills
Spike
Block
Serve
Opp. error
Total

Won Points	Total Atts	No Name
60	184	Total Team
22	69	7 Enright
15	53	1 Santana
13	37	17 Prieto Cerame
11	71	Total Team
3	20	12 Ortiz
3	12	17 Prieto Cerame
2	7	8 Rojas
6	109	Total Team
2	26	14 Valentin - Anderson
2	16	7 Enright
1	11	9 Cruz
32		Total Team
109	364	Total Team

19	65	3 Van Ryk
16	76	9 Gray
14	62	12 Cross

Best scorers		
24	93	7 Enright
16	74	1 Santana
16	62	17 Prieto Cerame

24	93	7 Enright
16	74	1 Santana
16	62	17 Prieto Cerame

■ Starting line-up with position Atts = Attempts (C) = Captain MB = Middle blocker S = Setter
□ Substitute with shirt number Opp. = Opponent (L) / L = Libero OP = Opposite spiker WS = Wing spiker



NORCECA Women's Tokyo Volleyball Qualification



P-2 Match result

RR

Match: 2 **Date:** 10/01/2020 **Spectators:** 5,600
City: Santo Domingo
Hall: Palacio de los Deportes "Virgilio Travieso Soto"
Match duration: **Start:** 21:27 **End:** 01:28 **Total:** 2:34

Teams	Sets	1	2	3	4	5	Total
DOM	3	25	25	21	23	15	109
MEX	2	19	17	25	25	5	91
Duration:		0:29	0:30	0:31	0:33	0:15	2:18

Referees: Hector Ortiz (PUR) & Andrew Cameron (CAN)

DOM - Dominican Republic														
No	Name	Pos.	Line-up					Points by set					T.	
			1	2	3	4	5	1	2	3	4	5		
1	Valdez	MB				21	2						1	1
3	Eve	MB	1	1	1	3	5	2	2		2	2	8	
5	Castillo (L)	L	L	L	L	L								
6	Dominguez	S				20								
7	Marte	S	5	5	5	1	3		1	1	1		3	
8	Arias	MB												
14	Rivera (C)	WS	3	3	3	5	6	3	4		2	1	10	
16	Peña Isabel	WS												
17	Mambu	OP												
18	De La Cruz	WS	6	6	6	2	4	2	4	1	7	3	17	
20	Martinez	WS	2	2	2	4	1	6	2	9	4	5	26	
21	Martinez	MB	4	4	4	6		2	5	4	2		13	
23	Gonzalez	OP	7	7	7						2		2	
25	Martinez (L)	L												

Coach: Marcos Kwiek
Assistant: Rocha Pacheco Wagner Roberto

MEX - Mexico													
No	Name	Pos.	Line-up					Points by set					T.
			1	2	3	4	5	1	2	3	4	5	
2	Bricio	WS	2	2	4	5	2	5	4	8	8	1	26
3	Castro	WS	17	17	17						1		1
4	Rodriguez	OP											
5	Rangel (C)	OP	4	4	6	1	4	2	3	2	4	2	13
7	Martinez	S	1	24		24	24						
10	Sainz L.	WS	5	5	1	2	5	3	3	4	6	1	17
11	Urias	MB	6	6	2	3	6	2					2
12	Landeros (L)	L	L	L	L	L							
15	Valle	MB											
16	Parra	WS											
17	F. Gamez	MB	3	3	5	6	3				1	1	2
24	Ung A.	S	7	1	3	4	1				1		1

Coach: Gabriela Isela Alarcon Gomez
Assistant: Leon Lopez Luis Alberto

TEAMS AND PLAYERS PERFORMANCES

Won Points	Total Atts	No	Name
58	147	Total Team	
23	61	20	Martinez
15	33	18	De La Cruz
9	27	14	Rivera
19	83	Total Team	
7	17	3	Eve
7	19	21	Martinez
2	11	20	Martinez
3	110	Total Team	
1	22	14	Rivera
1	16	18	De La Cruz
1	18	20	Martinez
29		Total Team	
109	340	Total Team	

26	90	20	Martinez
17	60	18	De La Cruz
13	41	21	Martinez

Scoring Skills
Spike
Block
Serve
Opp. error
Total
Best scorers

Won Points	Total Atts	No	Name
52	170	Total Team	
25	61	2	Bricio
14	36	10	Sainz L.
11	52	5	Rangel
7	50	Total Team	
3	10	10	Sainz L.
2	6	17	F. Gamez
1	3	2	Bricio
3	91	Total Team	
1	6	3	Castro
1	13	5	Rangel
1	14	24	Ung A.
29		Total Team	
91	311	Total Team	

26	81	2	Bricio
17	60	10	Sainz L.
13	74	5	Rangel

■ Starting line-up with position Atts = Attempts (C) = Captain MB = Middle blocker S = Setter
□ Substitute with shirt number Opp. = Opponent (L) / L = Libero OP = Opposite spiker WS = Wing spiker





Best Scorers

Rk	No	Name	Pos.	Team	Spike	Block	Serve	Total
1	20	Martinez Brayelin Elizabeth	WS	DOM	23	2	1	26
	2	Bricio Samantha	WS	MEX	25	1	0	26
3	7	Enright Stephanie	WS	PUR	22	0	2	24
4	3	Van Ryk Kiera	WS	CAN	18	0	1	19
5	18	De La Cruz De Peña Bethania	WS	DOM	15	1	1	17
	10	Sainz Lizbeth	WS	MEX	14	3	0	17
7	9	Gray Alexa	WS	CAN	15	1	0	16
	1	Santana Daly	WS	PUR	15	1	0	16
	17	Prieto Cerame Paulina	OP	PUR	13	3	0	16
10	12	Cross Jennifer	MB	CAN	9	4	1	14
11	21	Martinez Jineiry	MB	DOM	6	7	0	13
	5	Rangel Andrea	OP	MEX	11	1	1	13
13	23	Maglio Emily	MB	CAN	7	3	2	12
14	14	Rivera Brens Prisilla	WS	DOM	9	0	1	10
15	3	Eve Mejia Lisvel Elisa	MB	DOM	1	7	0	8
	12	Ortiz Neira	MB	PUR	5	3	0	8
17	16	Joseph Shainah	OP	CAN	5	2	0	7
18	10	Reyes Diana	MB	PUR	3	1	1	5
	14	Valentin Natalia	S	PUR	2	1	2	5
20	7	Marte Frica Niverka Dharlenis	S	DOM	2	1	0	3
21	23	Gonzalez Lopez Gaila Ceneida	OP	DOM	2	0	0	2
	11	Urias Jocelyn	MB	MEX	2	0	0	2
	17	Flores Gamez Karina Angelica	MB	MEX	0	2	0	2
	8	Rojas Paola	MB	PUR	0	2	0	2
25	5	Smith Danielle	S	CAN	0	0	1	1
	13	King Brie	S	CAN	1	0	0	1
	1	Vargas Valdez Annerys Victoria	MB	DOM	0	1	0	1
	3	Castro López Grecia Esther	WS	MEX	0	0	1	1
24	Ung Enriquez Gloria Argentina	S	MEX	0	0	1	1	
	9	Cruz Aurea	WS	PUR	0	0	1	1
Total tournament					225	47	17	289



Best Spikers

Limit: 15.00%

Rk	No	Name	Pos.	Team	Spikes	Faults	Shots	Total Attempts	Succ. %
1	18	De La Cruz De Peña Bethania	WS	DOM	15	3	15	33	45.45
2	2	Bricio Samantha	WS	MEX	25	8	28	61	40.98
3	3	Van Ryk Kiera	WS	CAN	18	6	22	46	39.13
4	10	Sainz Lizbeth	WS	MEX	14	4	18	36	38.89
5	20	Martinez Brayelin Elizabeth	WS	DOM	23	4	34	61	37.70
6	17	Prieto Cerame Paulina	OP	PUR	13	2	22	37	35.14
7	14	Rivera Brens Prisilla	WS	DOM	9	5	13	27	33.33
8	7	Enright Stephanie	WS	PUR	22	8	39	69	31.88
9	9	Gray Alexa	WS	CAN	15	7	30	52	28.85
10	1	Santana Daly	WS	PUR	15	5	33	53	28.30
Total tournament					225	73	359	657	34.25



Best Blockers

Rk	No	Name	Pos.	Team	Kill Blocks	Faults	Rebounds	Total Attempts	Avg. by set
1	3	Eve Mejia Lisvel Elisa	MB	DOM	7	5	5	17	1.40
	21	Martinez Jineiry	MB	DOM	7	4	8	19	1.40
3	12	Cross Jennifer	MB	CAN	4	7	19	30	0.80
4	23	Maglio Emily	MB	CAN	3	8	19	30	0.60
	10	Sainz Lizbeth	WS	MEX	3	2	5	10	0.60
	12	Ortiz Neira	MB	PUR	3	5	12	20	0.60
	17	Prieto Cerame Paulina	OP	PUR	3	3	6	12	0.60
8	16	Joseph Shainah	OP	CAN	2	6	6	14	0.40
	20	Martinez Brayelin Elizabeth	WS	DOM	2	2	7	11	0.40
	17	Flores Gamez Karina Angelica	MB	MEX	2	2	2	6	0.40
Total tournament					47	90	175	312	2.35



Best Servers

Rk	No	Name	Pos.	Team	Aces	Faults	Serve Hits	Total Attempts	Avg. by set
1	23	Maglio Emily	MB	CAN	2	0	19	21	0.40
	7	Enright Stephanie	WS	PUR	2	5	9	16	0.40
	14	Valentin Natalia	S	PUR	2	2	22	26	0.40
4	3	Van Ryk Kiera	WS	CAN	1	4	4	9	0.20
	5	Smith Danielle	S	CAN	1	0	10	11	0.20
	12	Cross Jennifer	MB	CAN	1	2	14	17	0.20
	14	Rivera Brens Prisilla	WS	DOM	1	0	21	22	0.20
	18	De La Cruz De Peña Bethania	WS	DOM	1	4	11	16	0.20
	20	Martinez Brayelin Elizabeth	WS	DOM	1	3	14	18	0.20
	3	Castro López Grecia Esther	WS	MEX	1	0	5	6	0.20
Total tournament					17	58	343	418	0.85



Best Diggers

Rk	No	Name	Pos.	Team	Digs	Faults	Receptions	Total Attempts	Avg. by set
1	5	Castillo Brenda	L	DOM	18	4	8	30	3.60
2	2	Venegas Shara	L	PUR	13	6	12	31	2.60
3	12	Landeros Palacios Joseline	L	MEX	11	5	6	22	2.20
4	3	Van Ryk Kiera	WS	CAN	10	4	9	23	2.00
5	7	Enright Stephanie	WS	PUR	9	2	8	19	1.80
6	18	De La Cruz De Peña Bethania	WS	DOM	8	4	7	19	1.60
7	1	Santana Daly	WS	PUR	7	6	15	28	1.40
8	9	Gray Alexa	WS	CAN	6	6	14	26	1.20
	20	Martinez Brayelin Elizabeth	WS	DOM	6	2	15	23	1.20
	10	Sainz Lizbeth	WS	MEX	6	4	12	22	1.20
Total tournament					135	110	283	528	6.75



Best Setters

Rk	No	Name	Pos.	Team	Running Sets	Faults	Still Sets	Total Attempts	Avg. by set
1	13	King Brie	S	CAN	11	2	85	98	2.20
2	7	Marte Frica Niverka Dharlenis	S	DOM	9	3	103	115	1.80
3	14	Valentin Natalia	S	PUR	7	1	144	152	1.40
4	7	Martinez Villareal Ivone	S	MEX	4	0	43	47	0.80
5	24	Ung Enriquez Gloria Argentina	S	MEX	2	0	79	81	0.40
N/A	1	Niles Jessica	L	CAN	0	0	7	7	
	3	Van Ryk Kiera	WS	CAN	0	1	2	3	
	4	Richey Kyla	WS	CAN	0	0	1	1	
	5	Smith Danielle	S	CAN	0	0	20	20	
	9	Gray Alexa	WS	CAN	0	0	8	8	
Total tournament					33	9	589	631	1.65



Best Receivers

Limit: 20.00%

Rk	No	Name	Pos.	Team	Excellents	Faults	Serve Receptions	Total Attempts	Eff. %
1	2	Venegas Shara	L	PUR	16	0	9	25	64.00
2	5	Castillo Brenda	L	DOM	12	0	9	21	57.14
3	12	Landeros Palacios Joseline	L	MEX	20	0	27	47	42.55
4	2	Bricio Samantha	WS	MEX	14	3	15	32	34.38
5	9	Gray Alexa	WS	CAN	16	2	30	48	29.17
6	18	De La Cruz De Peña Bethania	WS	DOM	7	2	9	18	27.78
7	14	Rivera Brens Prisilla	WS	DOM	7	0	20	27	25.93
8	7	Enright Stephanie	WS	PUR	19	5	32	56	25.00
9	1	Niles Jessica	L	CAN	5	1	12	18	22.22
10	3	Van Ryk Kiera	WS	CAN	5	4	11	20	5.00
Total tournament					143	20	195	358	34.36



Best Liberos

Rk	No	Name	Pos.	Team	Excellents	Faults	In Play	Total Attempts	Avg. by set
1	12	Landeros Palacios Joseline	L	MEX	31	5	33	69	6.20
2	5	Castillo Brenda	L	DOM	30	4	17	51	6.00
3	2	Venegas Shara	L	PUR	29	6	21	56	5.80
4	1	Niles Jessica	L	CAN	6	6	16	28	1.20
N/A	17	Moncks Kristen	L	CAN	0	3	8	11	
Total tournament					96	24	95	215	4.80



Best Scorers

Rk	Team	Spike	Block	Serve	Total
1	DOM Dominican Republic	58	19	3	80
2	PUR Puerto Rico	60	11	6	77
3	CAN Canada	55	10	5	70
4	MEX Mexico	52	7	3	62
Total tournament		225	47	17	289



Best Spikers

Limit: 15.00%

Rk	Team	Spikes	Faults	Shots	Total Attempts	Succ. %
1	DOM Dominican Republic	58	17	72	147	39.46
2	CAN Canada	55	16	85	156	35.26
3	PUR Puerto Rico	60	18	106	184	32.61
4	MEX Mexico	52	22	96	170	30.59
Total tournament		225	73	359	657	34.25



Best Blockers

Rk	Team	Kill Blocks	Faults	Rebounds	Total Attempts	Avg. by set
1	DOM Dominican Republic	19	25	39	83	3.80
2	PUR Puerto Rico	11	20	40	71	2.20
3	CAN Canada	10	30	68	108	2.00
4	MEX Mexico	7	15	28	50	1.40
Total tournament		47	90	175	312	2.35



Best Servers

Rk	Team	Aces	Faults	Serve Hits	Total Attempts	Avg. by set
1	PUR Puerto Rico	6	20	83	109	1.20
2	CAN Canada	5	11	92	108	1.00
3	DOM Dominican Republic	3	10	97	110	0.60
	MEX Mexico	3	17	71	91	0.60
Total tournament		17	58	343	418	0.85



Best Diggers

Rk	Team	Digs	Faults	Receptions	Total Attempts	Avg. by set
1	PUR Puerto Rico	42	34	67	143	8.40
2	DOM Dominican Republic	40	24	66	130	8.00
3	CAN Canada	27	29	87	143	5.40
4	MEX Mexico	26	23	63	112	5.20
Total tournament		135	110	283	528	6.75



Best Setters

Rk	Team	Running Sets	Faults	Still Sets	Total Attempts	Avg. by set
1	CAN Canada	11	3	139	153	2.20
2	DOM Dominican Republic	9	3	130	142	1.80
3	PUR Puerto Rico	7	2	169	178	1.40
4	MEX Mexico	6	1	151	158	1.20
Total tournament		33	9	589	631	1.65



Best Receivers

Limit: 20.00%

Rk	Team	Excellents	Faults	Serve Receptions	Total Attempts	Eff. %
1	PUR Puerto Rico	45	5	46	96	41.67
2	MEX Mexico	40	5	54	99	35.35
3	DOM Dominican Republic	29	3	42	74	35.14
4	CAN Canada	29	7	53	89	24.72
Total tournament		143	20	195	358	34.36



Best Liberos

Rk	Team	Excellents	Faults	In Play	Total Attempts	Avg. by set
1	MEX Mexico	31	5	33	69	6.20
2	DOM Dominican Republic	30	4	17	51	6.00
3	PUR Puerto Rico	29	6	21	56	5.80
4	CAN Canada	6	9	24	39	1.20
Total tournament		96	24	95	215	4.80



Enright scores 24 to lead Puerto Rico over Canada

Santo Domingo, Dominican Republic, January 10, 2020 – Stephanie Enright scored 24 points to lead three players in double figures as Puerto Rico claimed a five-set (25-22, 22-25, 22-25, 25-23, 15-12) victory over Canada in the opening match of the NORCECA Women's Qualification Tournament Tokyo 2020.

Daly Santana and Paulina Prieto each added 16 points in the victory as Puerto Rico edged Canada in blocks 11-10 and serving aces 6-5.

Kiera Van Ryk led Canada with 19 points followed by Alexa Gray with 16, while Jennifer Cross and Emily Maglio added 14 and 12, respectively.

Dominicans overcome strong Mexican challenge

Santo Domingo, Dominican Republic, January 10, 2020 – The Dominican Republic overcame a strong challenge from a tough Mexico and went on to take a 3-2 (25-19, 25-17, 21-25, 23-25, 15-5) victory in the second match of the opening day at NORCECA Women's Qualification Tournament Tokyo 2020.

Brayelin Martinez and Bethania De la Cruz uncorked 26 and 17 points, respectively, as the offensive leaders for the host team. Jineiry Martínez and Prisilla Rivera added 13 and 10 in the victory.

The Dominicans recorded 19 blocks, including seven each by Lisvel Eve and Jineiry Martínez. Each side committed 29 unforced errors.

Samantha Bricio led Mexico with 26 points, followed by Lizbeth Sainz and Andrea Rangel with 17 and 13 points.

Enright anota 24 al liderar Puerto Rico sobre Canadá

Santo Domingo, República Dominicana, 10 de enero de 2020 - Stephanie Enright anotó 24 puntos para liderar a tres jugadoras en cifras dobles mientras Puerto Rico reclamó una victoria de cinco tandas 3-2 (25-22, 22-25, 22-25, 25-23, 15- 12) sobre Canadá en el partido inaugural del Torneo NORCECA Femenino de Clasificación a Tokio 2020.

Daly Santana y Paulina Prieto agregaron 16 puntos cada una en la victoria cuando Puerto Rico superó a Canadá en los bloqueos 11-10 y ases 6-5.

Kiera Van Ryk lideró a Canadá con 19 puntos seguido de Alexa Gray con 16, mientras que Jennifer Cross y Emily Maglio agregaron 14 y 12, respectivamente.



Dominicanas superan fuerte desafío mexicano

Santo Domingo, República Dominicana, 10 de enero de 2020 - La República Dominicana superó un fuerte desafío de un difícil México y pasó a tomar una victoria 3-2 (25-19, 25-17, 21-25, 23-25, 15- 5) en el segundo partido de la jornada inaugural en el Torneo de Clasificación Femenina NORCECA Tokio 2020.

Brayelin Martínez y Bethania De la Cruz descorcharon 26 y 17 puntos, respectivamente, como líderes ofensivas para el equipo anfitrión. Jineiry Martínez y Prisilla Rivera agregaron 13 y 10 en la victoria.

Las dominicanas registraron 19 bloqueos, incluidos siete cada uno de Lisvel Eve y Jineiry Martínez. Cada lado cometió 29 errores no forzados.

Samantha Bricio lideró a México con 26 puntos, seguida de Lizbeth Sainz y Andrea Rangel con 17 y 13 puntos.