


Match: 3 Date: 15/06/2024 Spectators: 400
City: Ponce
Hall: Coliseo Salvador Dijol
Match duration: Start: 18:00 End: 19:26 Total: 1:26

Teams	Sets	1	2	3	4	5	Total
GUA	0	25	23	17			65
MEX	3	27	25	25			77
Duration:		0:27	0:28	0:21			1:16



GUA • Guatemala



Attack

Limit: 15.00%

Rk	No	Name	Pos.	Attacks	Faults	Shots	Total Attempts	Succ. %
1	11	Leonardo Blanco Andy Alexis	OP	6	3	4	13	46.15
2	1	Perez Alvarado Jose Pablo	OH	12	7	12	31	38.71
3	4	Zavala Sical Yeferson Jose	OH	5	4	6	15	33.33
4	2	Lopez Santiago Carlos Fernando	OH	3	2	9	14	21.43
-	3	Gonzalez Alvarez Mario Salomon	MB	0	0	0	0	
-	6	Caballeros Sanchez Carlos David	L	0	0	0	0	
-	7	Ruano Poron Adan Andree	S	0	0	1	1	
-	8	Ralon Bolaños Daniel Alejandro	S	0	0	0	0	
-	9	Delgado Archila Daniel Fernando	OH	0	0	0	0	
-	12	Molina Zapeta Leonardo David	MB	0	0	0	0	
-	14	Chinchilla Franco Brandon Arnoldo	MB	0	0	0	0	
-	15	Hernández de León Jason Omar	MB	6	2	3	11	
Total Team				32	18	35	85	37.65



Block

Rk	No	Name	Pos.	Kill Blocks	Faults	Rebounds	Total Attempts	Avg. by set
1	15	Hernández de León Jason Omar	MB	3	2	0	5	1.00
2	1	Perez Alvarado Jose Pablo	OH	1	1	1	3	0.33
	2	Lopez Santiago Carlos Fernando	OH	1	3	3	7	0.33
	11	Leonardo Blanco Andy Alexis	OP	1	2	1	4	0.33
-	3	Gonzalez Alvarez Mario Salomon	MB	0	0	0	0	
-	4	Zavala Sical Yeferson Jose	OH	0	1	2	3	
-	6	Caballeros Sanchez Carlos David	L	0	0	0	0	
-	7	Ruano Poron Adan Andree	S	0	3	0	3	
-	8	Ralon Bolaños Daniel Alejandro	S	0	0	0	0	
-	9	Delgado Archila Daniel Fernando	OH	0	0	0	0	
-	12	Molina Zapeta Leonardo David	MB	0	0	0	0	
-	14	Chinchilla Franco Brandon Arnoldo	MB	0	0	0	0	
Total Team				6	12	7	25	2.00




Serve


Rk	No	Name	Pos.	Aces	Faults	Serve Hits	Total Attempts	Avg. by set
1	1	Perez Alvarado Jose Pablo	OH	1	3	9	13	0.33
	8	Ralon Bolaños Daniel Alejandro	S	1	0	1	2	0.33
	11	Leonardo Blanco Andy Alexis	OP	1	4	8	13	0.33
-	2	Lopez Santiago Carlos Fernando	OH	0	0	10	10	
-	3	Gonzalez Alvarez Mario Salomon	MB	0	0	0	0	
-	4	Zavala Sical Yeferson Jose	OH	0	0	8	8	
-	6	Caballeros Sanchez Carlos David	L	0	0	0	0	
-	7	Ruano Poron Adan Andree	S	0	0	12	12	
-	9	Delgado Archila Daniel Fernando	OH	0	0	1	1	
-	12	Molina Zapeta Leonardo David	MB	0	0	0	0	
-	14	Chinchilla Franco Brandon Arnoldo	MB	0	0	0	0	
-	15	Hernández de León Jason Omar	MB	0	3	4	7	
Total Team				3	10	53	66	1.00

Team

Total Team		24	8		32	
------------	--	----	---	--	----	--


 Dig	Rk	No	Name	Pos.	Digs	Faults	Receptions	Total Attempts	Avg. by set
	1	6	Caballeros Sanchez Carlos David	L	9	7	2	18	3.00
	2	7	Ruano Poron Adan Andree	S	7	5	0	12	2.33
	3	4	Zavala Sical Yeferson Jose	OH	5	2	0	7	1.67
	4	1	Perez Alvarado Jose Pablo	OH	4	1	1	6	1.33
	2	2	Lopez Santiago Carlos Fernando	OH	4	3	0	7	1.33
	6	3	Gonzalez Alvarez Mario Salomon	MB	1	0	0	1	0.33
	11	11	Leonardo Blanco Andy Alexis	OP	1	0	1	2	0.33
	-	8	Ralon Bolaños Daniel Alejandro	S	0	0	0	0	
	-	9	Delgado Archila Daniel Fernando	OH	0	0	0	0	
-	12	Molina Zapeta Leonardo David	MB	0	0	0	0		
-	14	Chinchilla Franco Brandon Arnoldo	MB	0	0	0	0		
-	15	Hernández de León Jason Omar	MB	0	1	0	1		
Total Team					31	19	4	54	10.33


 Set	Rk	No	Name	Pos.	Running Sets	Faults	Still Sets	Total Attempts	Avg. by set
	1	7	Ruano Poron Adan Andree	S	13	1	47	61	4.33
	2	8	Ralon Bolaños Daniel Alejandro	S	1	0	5	6	0.33
	-	1	Perez Alvarado Jose Pablo	OH	0	0	2	2	
	-	2	Lopez Santiago Carlos Fernando	OH	0	0	2	2	
	-	3	Gonzalez Alvarez Mario Salomon	MB	0	0	0	0	
	-	4	Zavala Sical Yeferson Jose	OH	0	0	1	1	
	-	6	Caballeros Sanchez Carlos David	L	0	0	2	2	
	-	9	Delgado Archila Daniel Fernando	OH	0	0	0	0	
	-	11	Leonardo Blanco Andy Alexis	OP	0	0	3	3	
-	12	Molina Zapeta Leonardo David	MB	0	0	0	0		
-	14	Chinchilla Franco Brandon Arnoldo	MB	0	0	0	0		
-	15	Hernández de León Jason Omar	MB	0	0	0	0		
Total Team					14	1	62	77	4.67


 Reception Limit: 20.00%	Rk	No	Name	Pos.	Excellents	Faults	Serve Receptions	Total Attempts	Eff. %
	1	2	Lopez Santiago Carlos Fernando	OH	7	2	10	19	26.32
	2	4	Zavala Sical Yeferson Jose	OH	6	3	12	21	14.29
	3	6	Caballeros Sanchez Carlos David	L	5	4	11	20	5.00
	-	1	Perez Alvarado Jose Pablo	OH	0	0	0	0	
	-	3	Gonzalez Alvarez Mario Salomon	MB	0	0	1	1	
	-	7	Ruano Poron Adan Andree	S	0	0	1	1	
	-	8	Ralon Bolaños Daniel Alejandro	S	0	0	0	0	
	-	9	Delgado Archila Daniel Fernando	OH	0	0	0	0	
	-	11	Leonardo Blanco Andy Alexis	OP	0	0	0	0	
-	12	Molina Zapeta Leonardo David	MB	0	0	0	0		
-	14	Chinchilla Franco Brandon Arnoldo	MB	0	0	0	0		
-	15	Hernández de León Jason Omar	MB	0	0	0	0		
Total Team					18	9	35	62	14.52



MEX • Mexico

 Attack Limit: 15.00%	Rk	No	Name	Pos.	Attacks	Faults	Shots	Total Attempts	Succ. %
	1	10	Sanay Heredia Yasutaka	OH	7	4	4	15	46.67
	2	12	Fuentes Rascon Mauro Isaac	OH	11	4	10	25	44.00
	3	2	Hernández Cabrera Jorge Ariel	OH	4	2	7	13	30.77
	-	1	Ceballos Montes Pedro Antonio	S	1	0	2	3	
	-	3	Bravo Moreno Hiram Said	L	0	0	0	0	
	-	4	Ferran Romero Raynel	L	0	0	0	0	
	-	5	Parra Valenzuela Victor Manuel	MB	1	1	1	3	
	-	8	Mendoza Burgueño Edgar Alejandro	S	0	0	1	1	
	-	9	Tellez Rodriguez Axel Manuel	MB	1	2	0	3	
-	11	Lopez Rios Brandon Gabriel	MB	8	2	1	11		
-	23	Sanchez Lopez Luis Antonio	OH	0	0	0	0		
-	33	Maldonado Diaz Leonardo	OP	0	0	0	0		
-	48	Hernandez Milantony Franky Adrian	OP	6	0	5	11		
Total Team					39	15	31	85	45.88

 Block	Rk	No	Name	Pos.	Kill Blocks	Faults	Rebounds	Total Attempts	Avg. by set
	1	9	Tellez Rodriguez Axel Manuel	MB	3	2	4	9	1.00
	2	2	Hernández Cabrera Jorge Ariel	OH	1	1	0	2	0.33
	5	Parra Valenzuela Victor Manuel	MB	1	2	0	3	0.33	
	11	Lopez Rios Brandon Gabriel	MB	1	0	3	4	0.33	
	12	Fuentes Rascon Mauro Isaac	OH	1	0	1	2	0.33	
	48	Hernandez Milantony Franky Adrian	OP	1	0	0	1	0.33	
	-	1	Ceballos Montes Pedro Antonio	S	0	1	0	1	
	-	3	Bravo Moreno Hiram Said	L	0	0	0	0	
	-	4	Ferran Romero Raynel	L	0	0	0	0	
-	8	Mendoza Burgueño Edgar Alejandro	S	0	0	1	1		
-	10	Sanay Heredia Yasutaka	OH	0	2	1	3		
-	23	Sanchez Lopez Luis Antonio	OH	0	0	0	0		
-	33	Maldonado Diaz Leonardo	OP	0	0	0	0		
Total Team					8	8	10	26	2.67


 Serve	Rk	No	Name	Pos.	Aces	Faults	Serve Hits	Total Attempts	Avg. by set
	1	48	Hernandez Milantony Franky Adrian	OP	3	3	4	10	1.00
	2	9	Tellez Rodriguez Axel Manuel	MB	2	2	7	11	0.67
	12	Fuentes Rascon Mauro Isaac	OH	2	2	10	14	0.67	
	4	1	Ceballos Montes Pedro Antonio	S	1	1	6	8	0.33
	2	Hernández Cabrera Jorge Ariel	OH	1	1	3	5	0.33	
	-	3	Bravo Moreno Hiram Said	L	0	0	0	0	
	-	4	Ferran Romero Raynel	L	0	0	0	0	
	-	5	Parra Valenzuela Victor Manuel	MB	0	1	2	3	
	-	8	Mendoza Burgueño Edgar Alejandro	S	0	1	10	11	
-	10	Sanay Heredia Yasutaka	OH	0	1	4	5		
-	11	Lopez Rios Brandon Gabriel	MB	0	2	5	7		
-	23	Sanchez Lopez Luis Antonio	OH	0	0	2	2		
-	33	Maldonado Diaz Leonardo	OP	0	0	0	0		
Total Team					9	14	53	76	3.00

Team	Total Team	21	6	27



 Dig	Rk	No	Name	Pos.	Digs	Faults	Receptions	Total Attempts	Avg. by set
	1	3	Bravo Moreno Hiram Said	L	21	5	2	28	7.00
	2	12	Fuentes Rascon Mauro Isaac	OH	6	1	1	8	2.00
	3	11	Lopez Rios Brandon Gabriel	MB	3	0	0	3	1.00
	4	9	Tellez Rodriguez Axel Manuel	MB	2	0	1	3	0.67
		10	Sanay Heredia Yasutaka	OH	2	0	0	2	0.67
		48	Hernandez Milantony Franky Adrian	OP	2	2	1	5	0.67
	7	2	Hernández Cabrera Jorge Ariel	OH	1	1	1	3	0.33
		5	Parra Valenzuela Victor Manuel	MB	1	1	0	2	0.33
	-	1	Ceballos Montes Pedro Antonio	S	0	3	0	3	
-	4	Ferran Romero Raynel	L	0	0	0	0		
-	8	Mendoza Burgueño Edgar Alejandro	S	0	5	0	5		
-	23	Sanchez Lopez Luis Antonio	OH	0	0	0	0		
-	33	Maldonado Diaz Leonardo	OP	0	0	0	0		
Total Team					38	18	6	62	12.67

 Set	Rk	No	Name	Pos.	Running Sets	Faults	Still Sets	Total Attempts	Avg. by set
	1	8	Mendoza Burgueño Edgar Alejandro	S	14	0	18	32	4.67
	2	1	Ceballos Montes Pedro Antonio	S	9	1	32	42	3.00
	-	2	Hernández Cabrera Jorge Ariel	OH	0	0	1	1	
	-	3	Bravo Moreno Hiram Said	L	0	0	1	1	
	-	4	Ferran Romero Raynel	L	0	0	0	0	
	-	5	Parra Valenzuela Victor Manuel	MB	0	0	0	0	
	-	9	Tellez Rodriguez Axel Manuel	MB	0	0	1	1	
	-	10	Sanay Heredia Yasutaka	OH	0	0	1	1	
	-	11	Lopez Rios Brandon Gabriel	MB	0	0	1	1	
-	12	Fuentes Rascon Mauro Isaac	OH	0	0	0	0		
-	23	Sanchez Lopez Luis Antonio	OH	0	0	0	0		
-	33	Maldonado Diaz Leonardo	OP	0	0	0	0		
-	48	Hernandez Milantony Franky Adrian	OP	0	0	2	2		
Total Team					23	1	57	81	7.67

 Reception Limit: 20.00%	Rk	No	Name	Pos.	Excellents	Faults	Serve Receptions	Total Attempts	Eff. %
	1	3	Bravo Moreno Hiram Said	L	12	1	7	20	55.00
	2	10	Sanay Heredia Yasutaka	OH	6	0	6	12	50.00
	3	12	Fuentes Rascon Mauro Isaac	OH	4	0	11	15	26.67
	-	1	Ceballos Montes Pedro Antonio	S	0	0	0	0	
	-	2	Hernández Cabrera Jorge Ariel	OH	0	0	0	0	
	-	4	Ferran Romero Raynel	L	0	0	0	0	
	-	5	Parra Valenzuela Victor Manuel	MB	0	0	0	0	
	-	8	Mendoza Burgueño Edgar Alejandro	S	0	0	0	0	
	-	9	Tellez Rodriguez Axel Manuel	MB	0	0	0	0	
-	11	Lopez Rios Brandon Gabriel	MB	0	0	0	0		
-	23	Sanchez Lopez Luis Antonio	OH	0	0	0	0		
-	33	Maldonado Diaz Leonardo	OP	0	0	0	0		
-	48	Hernandez Milantony Franky Adrian	OP	2	2	5	9		
Total Team					24	3	29	56	37.50