



Men's NORCECA Final Six 2024

P-3 Match players ranking



Match: 14 **Date:** 24/08/2024 **Spectators:** 112
City: Gatineau
Hall: Centre Slush Puppie
Match duration: **Start:** 16:55 **End:** 18:24 **Total:** 1:29

Teams	Sets	1	2	3	4	5	Total
USA	3	33	25	25			83
CUB	0	31	14	17			62
Duration:		0:33	0:18	0:20			1:11



USA • USA

Attack

Limit: 15.00%

Rk	No	Name	Pos.	Attacks	Faults	Shots	Total Attempts	Succ. %
1	10	Rama Zachary	OP	12	1	4	17	70.59
2	8	Flexen Nolan	OH	10	4	8	22	45.45
3	2	Robinson Cooper	OH	8	3	10	21	38.10
-	5	Sloane Grant	OP	0	0	0	0	
-	11	Knight Alexander	OH	0	0	0	0	
-	12	Wong Diallo Micah	MB	4	0	2	6	
-	13	Rottman William	OH	0	0	0	0	
-	18	Dvorak Bryce	S	0	0	0	0	
-	20	Ezeonu Tobenna	L	0	0	0	0	
-	21	Briggs Mason	L	0	0	0	0	
-	22	McIntosh Timothy	OH	0	0	0	0	
-	23	McRaven DiAeris	MB	6	0	2	8	
-	28	Slight Nicholas	S	0	0	0	0	
-	30	Braun Benjamin	MB	0	0	0	0	
Total Team				40	8	26	74	54.05

Block


Rk	No	Name	Pos.	Kill Blocks	Faults	Rebounds	Total Attempts	Avg. by set
1	2	Robinson Cooper	OH	5	1	0	6	1.67
	23	McRaven DiAeris	MB	5	1	5	11	1.67
3	12	Wong Diallo Micah	MB	3	3	2	8	1.00
4	8	Flexen Nolan	OH	2	3	0	5	0.67
	10	Rama Zachary	OP	2	2	0	4	0.67
6	28	Slight Nicholas	S	1	2	0	3	0.33
-	5	Sloane Grant	OP	0	0	0	0	
-	11	Knight Alexander	OH	0	0	0	0	
-	13	Rottman William	OH	0	1	0	1	
-	18	Dvorak Bryce	S	0	0	0	0	
-	20	Ezeonu Tobenna	L	0	0	0	0	
-	21	Briggs Mason	L	0	0	0	0	
-	22	McIntosh Timothy	OH	0	0	0	0	
-	30	Braun Benjamin	MB	0	0	0	0	
Total Team				18	13	7	38	6.00


Serve


Rk	No	Name	Pos.	Aces	Faults	Serve Hits	Total Attempts	Avg. by set
1	2	Robinson Cooper	OH	2	4	11	17	0.67
	8	Flexen Nolan	OH	2	3	10	15	0.67
3	12	Wong Diallo Micah	MB	1	3	6	10	0.33
	28	Slight Nicholas	S	1	1	16	18	0.33
-	5	Sloane Grant	OP	0	0	0	0	
-	10	Rama Zachary	OP	0	2	7	9	
-	11	Knight Alexander	OH	0	0	0	0	
-	13	Rottman William	OH	0	0	0	0	
-	18	Dvorak Bryce	S	0	0	0	0	
-	20	Ezeonu Tobenna	L	0	0	0	0	
-	21	Briggs Mason	L	0	0	1	1	
-	22	McIntosh Timothy	OH	0	0	6	6	
-	23	McRaven DiAeris	MB	0	0	6	6	
-	30	Braun Benjamin	MB	0	0	0	0	
Total Team				6	13	63	82	2.00



Team	Total Team	19	19		38	
------	------------	----	----	--	----	--


 <p>Dig</p>	Rk	No	Name	Pos.	Digs	Faults	Receptions	Total Attempts	Avg. by set
	1	2	Robinson Cooper	OH	5	1	3	9	1.67
		21	Briggs Mason	L	5	3	2	10	1.67
	3	10	Rama Zachary	OP	4	0	2	6	1.33
	4	8	Flexen Nolan	OH	2	1	2	5	0.67
		12	Wong Diallo Micah	MB	2	0	1	3	0.67
	-	5	Sloane Grant	OP	0	0	0	0	
	-	11	Knight Alexander	OH	0	0	0	0	
	-	13	Rottman William	OH	0	0	0	0	
	-	18	Dvorak Bryce	S	0	0	0	0	
	-	20	Ezeonu Tobenna	L	0	0	0	0	
	-	22	McIntosh Timothy	OH	0	0	0	0	
	-	23	McRaven DiAeris	MB	0	1	1	2	
	-	28	Slight Nicholas	S	0	0	3	3	
-	30	Braun Benjamin	MB	0	0	0	0		
Total Team					18	6	14	38	6.00


 <p>Set</p>	Rk	No	Name	Pos.	Running Sets	Faults	Still Sets	Total Attempts	Avg. by set
	1	28	Slight Nicholas	S	15	1	47	63	5.00
	-	2	Robinson Cooper	OH	0	1	1	2	
	-	5	Sloane Grant	OP	0	0	0	0	
	-	8	Flexen Nolan	OH	0	0	2	2	
	-	10	Rama Zachary	OP	0	0	2	2	
	-	11	Knight Alexander	OH	0	0	0	0	
	-	12	Wong Diallo Micah	MB	0	0	0	0	
	-	13	Rottman William	OH	0	0	1	1	
	-	18	Dvorak Bryce	S	0	0	0	0	
	-	20	Ezeonu Tobenna	L	0	0	0	0	
	-	21	Briggs Mason	L	0	0	4	4	
	-	22	McIntosh Timothy	OH	0	0	0	0	
	-	23	McRaven DiAeris	MB	0	0	1	1	
-	30	Braun Benjamin	MB	0	0	0	0		
Total Team					15	2	58	75	5.00


 <p>Reception</p> <p>Limit: 20.00%</p>	Rk	No	Name	Pos.	Excellents	Faults	Serve Receptions	Total Attempts	Eff. %
	1	21	Briggs Mason	L	11	0	4	15	73.33
	2	2	Robinson Cooper	OH	9	1	16	26	30.77
	-	5	Sloane Grant	OP	0	0	0	0	
	-	8	Flexen Nolan	OH	2	0	6	8	
	-	10	Rama Zachary	OP	0	0	0	0	
	-	11	Knight Alexander	OH	0	0	0	0	
	-	12	Wong Diallo Micah	MB	0	0	0	0	
	-	13	Rottman William	OH	0	0	0	0	
	-	18	Dvorak Bryce	S	0	0	0	0	
	-	20	Ezeonu Tobenna	L	0	0	0	0	
	-	22	McIntosh Timothy	OH	0	0	0	0	
	-	23	McRaven DiAeris	MB	0	0	0	0	
	-	28	Slight Nicholas	S	0	0	1	1	
-	30	Braun Benjamin	MB	0	0	0	0		
Total Team					22	1	27	50	42.00



CUB • Cuba


 Attack Limit: 15.00%	Rk	No	Name	Pos.	Attacks	Faults	Shots	Total Attempts	Succ. %
	1	15	Camino Martinez Bryan	OH	9	5	7	21	42.86
	2	10	Suarez Mendoza Thiago	MB	10	8	7	25	40.00
	3	12	Andreu Flores Victor Ramon	OH	4	4	6	14	28.57
	-	1	Chirino Callam Adrian	S	0	0	0	0	
	-	5	Iglesias Hechevarria Yonni Jesus	L	0	0	0	0	
	-	6	Gonzalez Marti Yusniel	OH	4	4	2	10	
	-	9	Rodriguez Hernandez Felix Ernesto	OH	0	0	0	0	
	-	13	Martinez Campos Daniel Guillermo	OP	1	2	1	4	
	-	19	Pedroso Garriga Endriel Alberto	MB	3	1	4	8	
-	33	Wilson Velazquez Alexis	MB	4	1	3	8		
Total Team					35	25	30	90	38.89


 Block	Rk	No	Name	Pos.	Kill Blocks	Faults	Rebounds	Total Attempts	Avg. by set
	1	1	Chirino Callam Adrian	S	1	2	0	3	0.33
	-	33	Wilson Velazquez Alexis	MB	1	4	1	6	0.33
	-	5	Iglesias Hechevarria Yonni Jesus	L	0	0	0	0	
	-	6	Gonzalez Marti Yusniel	OH	0	1	0	1	
	-	9	Rodriguez Hernandez Felix Ernesto	OH	0	0	0	0	
	-	10	Suarez Mendoza Thiago	MB	0	0	1	1	
	-	12	Andreu Flores Victor Ramon	OH	0	0	1	1	
	-	13	Martinez Campos Daniel Guillermo	OP	0	0	0	0	
	-	15	Camino Martinez Bryan	OH	0	0	1	1	
-	19	Pedroso Garriga Endriel Alberto	MB	0	4	0	4		
Total Team					2	11	4	17	0.67

 Serve	Rk	No	Name	Pos.	Aces	Faults	Serve Hits	Total Attempts	Avg. by set
	1	6	Gonzalez Marti Yusniel	OH	1	0	4	5	0.33
	-	13	Martinez Campos Daniel Guillermo	OP	1	1	2	4	0.33
	-	15	Camino Martinez Bryan	OH	1	0	12	13	0.33
	-	1	Chirino Callam Adrian	S	0	2	7	9	
	-	5	Iglesias Hechevarria Yonni Jesus	L	0	0	0	0	
	-	9	Rodriguez Hernandez Felix Ernesto	OH	0	0	0	0	
	-	10	Suarez Mendoza Thiago	MB	0	2	8	10	
	-	12	Andreu Flores Victor Ramon	OH	0	2	4	6	
	-	19	Pedroso Garriga Endriel Alberto	MB	0	1	9	10	
-	33	Wilson Velazquez Alexis	MB	0	3	3	6		
Total Team					3	11	49	63	1.00

Team	Total Team	22	23		45
------	------------	----	----	--	----

 Dig	Rk	No	Name	Pos.	Digs	Faults	Receptions	Total Attempts	Avg. by set
	1	5	Iglesias Hechevarria Yonni Jesus	L	7	3	4	14	2.33
	2	15	Camino Martinez Bryan	OH	5	1	0	6	1.67
	3	1	Chirino Callam Adrian	S	3	3	3	9	1.00
	-	12	Andreu Flores Victor Ramon	OH	3	0	1	4	1.00
	5	10	Suarez Mendoza Thiago	MB	2	1	0	3	0.67
	-	19	Pedroso Garriga Endriel Alberto	MB	2	0	1	3	0.67
	7	6	Gonzalez Marti Yusniel	OH	1	0	1	2	0.33
	-	33	Wilson Velazquez Alexis	MB	1	0	0	1	0.33
	-	9	Rodriguez Hernandez Felix Ernesto	OH	0	0	0	0	
-	13	Martinez Campos Daniel Guillermo	OP	0	0	0	0		
Total Team					24	8	10	42	8.00

 Set	Rk	No	Name	Pos.	Running Sets	Faults	Still Sets	Total Attempts	Avg. by set
	1	1	Chirino Callam Adrian	S	20	1	63	84	6.67
	-	5	Iglesias Hechevarria Yonni Jesus	L	0	0	4	4	
	-	6	Gonzalez Marti Yusniel	OH	0	0	0	0	
	-	9	Rodriguez Hernandez Felix Ernesto	OH	0	0	0	0	
	-	10	Suarez Mendoza Thiago	MB	0	0	0	0	
	-	12	Andreu Flores Victor Ramon	OH	0	0	0	0	
	-	13	Martinez Campos Daniel Guillermo	OP	0	0	0	0	
	-	15	Camino Martinez Bryan	OH	0	0	3	3	
	-	19	Pedroso Garriga Endriel Alberto	MB	0	0	0	0	
-	33	Wilson Velazquez Alexis	MB	0	0	0	0		
Total Team					20	1	70	91	6.67

 Reception Limit: 20.00%	Rk	No	Name	Pos.	Excellents	Faults	Serve Receptions	Total Attempts	Eff. %
	1	5	Iglesias Hechevarria Yonni Jesus	L	10	1	11	22	40.91
	-	1	Chirino Callam Adrian	S	0	0	0	0	
	-	6	Gonzalez Marti Yusniel	OH	3	1	9	13	
	-	9	Rodriguez Hernandez Felix Ernesto	OH	0	0	0	0	
	-	10	Suarez Mendoza Thiago	MB	3	0	0	3	
	-	12	Andreu Flores Victor Ramon	OH	7	1	5	13	
	-	13	Martinez Campos Daniel Guillermo	OP	0	0	0	0	
	-	15	Camino Martinez Bryan	OH	5	1	6	12	
	-	19	Pedroso Garriga Endriel Alberto	MB	1	0	2	3	
-	33	Wilson Velazquez Alexis	MB	0	0	1	1		
Total Team					29	4	34	67	37.31