



Men's NORCECA Final Six 2024

P-3 Match players ranking



Match: 15 **Date:** 24/08/2024 **Spectators:** 196
City: Gatineau
Hall: Centre Slush Puppie
Match duration: **Start:** 19:00 **End:** 21:07 **Total:** 2:05

Teams	Sets	1	2	3	4	5	Total
CAN	1	21	23	27	21		92
MEX	3	25	25	25	25		100
Duration:		0:26	0:26	0:31	0:27		1:50



Attack

Limit: 15.00%

Rk	No	Name	Pos.	Attacks	Faults	Shots	Total Attempts	Succ. %
1	87	Hollands Zachary	OH	20	1	13	34	58.82
2	66	Martens Dylan	OH	18	8	14	40	45.00
3	15	Gratton Maxime	OH	11	5	14	30	36.67
-	2	Greenidge Quintin	L	0	0	0	0	
-	9	Portelance Jonathan	S	2	0	0	2	
-	17	South Ashton	MB	0	0	2	2	
-	18	Kuiken Jared	MB	5	3	3	11	
-	22	Heslinga Isaac	OH	0	0	0	0	
-	26	Schoenherr Cory	MB	1	0	0	1	
-	45	Cherewaty Trent	MB	0	0	0	0	
-	48	Greves Mason	S	0	0	0	0	
-	73	Gingera Reeve	OP	0	0	0	0	
-	88	Picklyk Darian	L	0	0	0	0	
-	96	Varga Skyler	OH	0	0	0	0	
Total Team				57	17	46	120	47.50

Block


Rk	No	Name	Pos.	Kill Blocks	Faults	Rebounds	Total Attempts	Avg. by set
1	17	South Ashton	MB	3	1	3	7	0.75
2	9	Portelance Jonathan	S	2	3	1	6	0.50
	15	Gratton Maxime	OH	2	3	1	6	0.50
4	18	Kuiken Jared	MB	1	5	4	10	0.25
	45	Cherewaty Trent	MB	1	1	0	2	0.25
	87	Hollands Zachary	OH	1	2	1	4	0.25
-	2	Greenidge Quintin	L	0	0	0	0	
-	22	Heslinga Isaac	OH	0	0	0	0	
-	26	Schoenherr Cory	MB	0	0	0	0	
-	48	Greves Mason	S	0	0	0	0	
-	66	Martens Dylan	OH	0	4	1	5	
-	73	Gingera Reeve	OP	0	0	0	0	
-	88	Picklyk Darian	L	0	0	0	0	
-	96	Varga Skyler	OH	0	0	0	0	
Total Team				10	19	11	40	2.50


Serve


Rk	No	Name	Pos.	Aces	Faults	Serve Hits	Total Attempts	Avg. by set
1	9	Portelance Jonathan	S	2	5	14	21	0.50
2	66	Martens Dylan	OH	1	5	9	15	0.25
	87	Hollands Zachary	OH	1	4	10	15	0.25
-	2	Greenidge Quintin	L	0	0	0	0	
-	15	Gratton Maxime	OH	0	4	12	16	
-	17	South Ashton	MB	0	0	12	12	
-	18	Kuiken Jared	MB	0	2	9	11	
-	22	Heslinga Isaac	OH	0	0	0	0	
-	26	Schoenherr Cory	MB	0	0	2	2	
-	45	Cherewaty Trent	MB	0	0	0	0	
-	48	Greves Mason	S	0	0	1	1	
-	73	Gingera Reeve	OP	0	0	0	0	
-	88	Picklyk Darian	L	0	0	0	0	
-	96	Varga Skyler	OH	0	0	0	0	
Total Team				4	20	69	93	1.00



Team	Total Team	21	26		47	
------	------------	----	----	--	----	--


 Dig	Rk	No	Name	Pos.	Digs	Faults	Receptions	Total Attempts	Avg. by set
	1	15	Gratton Maxime	OH	9	0	9	18	2.25
	2	66	Martens Dylan	OH	5	1	2	8	1.25
	3	87	Hollands Zachary	OH	4	3	2	9	1.00
	4	2	Greenidge Quintin	L	3	4	4	11	0.75
	5	9	Portelance Jonathan	S	1	4	7	12	0.25
		17	South Ashton	MB	1	1	3	5	0.25
		18	Kuiken Jared	MB	1	1	0	2	0.25
		88	Picklyk Darian	L	1	1	0	2	0.25
	-	22	Heslinga Isaac	OH	0	0	0	0	
-	26	Schoenherr Cory	MB	0	0	0	0		
-	45	Cherewaty Trent	MB	0	0	0	0		
-	48	Greves Mason	S	0	0	0	0		
-	73	Gingera Reeve	OP	0	0	0	0		
-	96	Varga Skyler	OH	0	0	0	0		
Total Team					25	15	27	67	6.25


 Set	Rk	No	Name	Pos.	Running Sets	Faults	Still Sets	Total Attempts	Avg. by set
	1	9	Portelance Jonathan	S	27	1	76	104	6.75
	-	2	Greenidge Quintin	L	0	0	1	1	
	-	15	Gratton Maxime	OH	0	0	5	5	
	-	17	South Ashton	MB	0	0	2	2	
	-	18	Kuiken Jared	MB	0	1	3	4	
	-	22	Heslinga Isaac	OH	0	0	0	0	
	-	26	Schoenherr Cory	MB	0	0	0	0	
	-	45	Cherewaty Trent	MB	0	0	1	1	
	-	48	Greves Mason	S	0	0	0	0	
-	66	Martens Dylan	OH	0	0	2	2		
-	73	Gingera Reeve	OP	0	0	0	0		
-	87	Hollands Zachary	OH	0	0	5	5		
-	88	Picklyk Darian	L	0	0	1	1		
-	96	Varga Skyler	OH	0	0	0	0		
Total Team					27	2	96	125	6.75


 Reception Limit: 20.00%	Rk	No	Name	Pos.	Excellents	Faults	Serve Receptions	Total Attempts	Eff. %
	1	88	Picklyk Darian	L	16	1	5	22	68.18
	2	87	Hollands Zachary	OH	15	0	10	25	60.00
	3	66	Martens Dylan	OH	11	1	10	22	45.45
	-	2	Greenidge Quintin	L	0	0	0	0	
	-	9	Portelance Jonathan	S	0	0	0	0	
	-	15	Gratton Maxime	OH	7	0	9	16	
	-	17	South Ashton	MB	0	0	0	0	
	-	18	Kuiken Jared	MB	0	0	0	0	
	-	22	Heslinga Isaac	OH	0	0	0	0	
-	26	Schoenherr Cory	MB	0	0	0	0		
-	45	Cherewaty Trent	MB	0	0	0	0		
-	48	Greves Mason	S	0	0	0	0		
-	73	Gingera Reeve	OP	0	0	0	0		
-	96	Varga Skyler	OH	0	0	0	0		
Total Team					49	2	34	85	55.29



MEX • Mexico


 Attack Limit: 15.00%	Rk	No	Name	Pos.	Attacks	Faults	Shots	Total Attempts	Succ. %	
	1	48	Hernandez Milantony Franky Adrian	OH	18	5	10	33	54.55	
	2	12	Fuentes Rascon Mauro Isaac	OH	13	6	17	36	36.11	
	3	33	Garay Nava Ridl Alexis	OP	7	6	11	24	29.17	
	-	1	Righetto Figueroa Gianluca	OH	0	0	0	0		
	-	3	Bravo Moreno Hiram Said	L	0	0	0	0		
	-	4	Ferran Romero Raynel	OH	0	0	0	0		
	-	5	Parra Valenzuela Victor Manuel	MB	5	0	6	11		
	-	8	Mendoza Burgueño Edgar Alejandro	S	0	0	2	2		
	-	9	Tellez Rodriguez Axel Manuel	MB	8	1	4	13		
	-	10	Sanay Heredia Yasutaka	OH	3	1	1	5		
	-	11	Lopez Rios Brandon Gabriel	MB	3	0	1	4		
	-	29	Martinez Ochoa Lorenzo	OP	0	0	0	0		
	Total Team					57	19	52	128	44.53


 Block	Rk	No	Name	Pos.	Kill Blocks	Faults	Rebounds	Total Attempts	Avg. by set	
	1	9	Tellez Rodriguez Axel Manuel	MB	4	4	0	8	1.00	
	2	12	Fuentes Rascon Mauro Isaac	OH	2	0	1	3	0.50	
	3	5	Parra Valenzuela Victor Manuel	MB	1	3	1	5	0.25	
		8	Mendoza Burgueño Edgar Alejandro	S	1	2	1	4	0.25	
	-	1	Righetto Figueroa Gianluca	OH	0	0	0	0		
	-	3	Bravo Moreno Hiram Said	L	0	0	0	0		
	-	4	Ferran Romero Raynel	OH	0	0	0	0		
	-	10	Sanay Heredia Yasutaka	OH	0	0	0	0		
	-	11	Lopez Rios Brandon Gabriel	MB	0	1	1	2		
	-	29	Martinez Ochoa Lorenzo	OP	0	0	0	0		
	-	33	Garay Nava Ridl Alexis	OP	0	5	0	5		
	-	48	Hernandez Milantony Franky Adrian	OH	0	1	1	2		
	Total Team					8	16	5	29	2.00

 Serve	Rk	No	Name	Pos.	Aces	Faults	Serve Hits	Total Attempts	Avg. by set	
	1	33	Garay Nava Ridl Alexis	OP	2	1	17	20	0.50	
	2	8	Mendoza Burgueño Edgar Alejandro	S	1	1	13	15	0.25	
		9	Tellez Rodriguez Axel Manuel	MB	1	2	12	15	0.25	
		10	Sanay Heredia Yasutaka	OH	1	1	9	11	0.25	
	-	1	Righetto Figueroa Gianluca	OH	0	0	0	0		
	-	3	Bravo Moreno Hiram Said	L	0	0	0	0		
	-	4	Ferran Romero Raynel	OH	0	0	0	0		
	-	5	Parra Valenzuela Victor Manuel	MB	0	1	8	9		
	-	11	Lopez Rios Brandon Gabriel	MB	0	0	2	2		
	-	12	Fuentes Rascon Mauro Isaac	OH	0	3	9	12		
	-	29	Martinez Ochoa Lorenzo	OP	0	0	0	0		
	-	48	Hernandez Milantony Franky Adrian	OH	0	2	13	15		
	Total Team					5	11	83	99	1.25

Team	Total Team	30	31	61

 Dig	Rk	No	Name	Pos.	Digs	Faults	Receptions	Total Attempts	Avg. by set
	1	3	Bravo Moreno Hiram Said	L	17	1	4	22	4.25
	2	12	Fuentes Rascon Mauro Isaac	OH	6	1	5	12	1.50
	3	48	Hernandez Milantony Franky Adrian	OH	5	0	1	6	1.25
	4	33	Garay Nava Ridl Alexis	OP	4	1	4	9	1.00
	5	8	Mendoza Burgueño Edgar Alejandro	S	1	6	3	10	0.25
		9	Tellez Rodriguez Axel Manuel	MB	1	1	3	5	0.25
		11	Lopez Rios Brandon Gabriel	MB	1	0	0	1	0.25
	-	1	Righetto Figueroa Gianluca	OH	0	0	0	0	
	-	4	Ferran Romero Raynel	OH	0	0	0	0	
-	5	Parra Valenzuela Victor Manuel	MB	0	1	1	2		
-	10	Sanay Heredia Yasutaka	OH	0	0	1	1		
-	29	Martinez Ochoa Lorenzo	OP	0	0	0	0		
Total Team					35	11	22	68	8.75

 Set	Rk	No	Name	Pos.	Running Sets	Faults	Still Sets	Total Attempts	Avg. by set
	1	8	Mendoza Burgueño Edgar Alejandro	S	20	1	88	109	5.00
	-	1	Righetto Figueroa Gianluca	OH	0	0	0	0	
	-	3	Bravo Moreno Hiram Said	L	0	0	3	3	
	-	4	Ferran Romero Raynel	OH	0	0	0	0	
	-	5	Parra Valenzuela Victor Manuel	MB	0	0	0	0	
	-	9	Tellez Rodriguez Axel Manuel	MB	0	0	1	1	
	-	10	Sanay Heredia Yasutaka	OH	0	0	0	0	
	-	11	Lopez Rios Brandon Gabriel	MB	0	0	1	1	
	-	12	Fuentes Rascon Mauro Isaac	OH	0	0	4	4	
-	29	Martinez Ochoa Lorenzo	OP	0	0	0	0		
-	33	Garay Nava Ridl Alexis	OP	0	0	2	2		
-	48	Hernandez Milantony Franky Adrian	OH	0	0	4	4		
Total Team					20	1	103	124	5.00

 Reception	Rk	No	Name	Pos.	Excellents	Faults	Serve Receptions	Total Attempts	Eff. %
	1	3	Bravo Moreno Hiram Said	L	12	1	13	26	42.31
	2	12	Fuentes Rascon Mauro Isaac	OH	13	1	19	33	36.36
	-	1	Righetto Figueroa Gianluca	OH	0	0	0	0	
	-	4	Ferran Romero Raynel	OH	0	0	0	0	
	-	5	Parra Valenzuela Victor Manuel	MB	0	0	0	0	
	-	8	Mendoza Burgueño Edgar Alejandro	S	0	0	0	0	
	-	9	Tellez Rodriguez Axel Manuel	MB	0	0	0	0	
	-	10	Sanay Heredia Yasutaka	OH	3	0	3	6	
	-	11	Lopez Rios Brandon Gabriel	MB	0	0	0	0	
-	29	Martinez Ochoa Lorenzo	OP	0	0	0	0		
-	33	Garay Nava Ridl Alexis	OP	0	0	0	0		
-	48	Hernandez Milantony Franky Adrian	OH	3	0	3	6		
Total Team					31	2	38	71	40.85

Limit: 20.00%