



Men's NORCECA Final Six 2024

P-3 Match players ranking



Match: 4 **Date: 21/08/2024** **Spectators: 170**
City: Gatineau
Hall: Centre Slush Puppie
Match duration: **Start: 14:30** **End: 16:38** **Total: 2:08**

Teams	Sets	1	2	3	4	5	Total
USA	3	26	23	19	25	15	108
MEX	2	24	25	25	13	11	98
Duration:		0:25	0:25	0:23	0:20	0:14	1:47



USA • USA

Attack

Limit: 15.00%

Rk	No	Name	Pos.	Attacks	Faults	Shots	Total Attempts	Succ. %
1	5	Sloane Grant	OP	14	1	6	21	66.67
2	2	Robinson Cooper	OH	22	5	15	42	52.38
3	8	Flexen Nolan	OH	12	4	12	28	42.86
-	10	Rama Zachary	OP	7	5	5	17	
-	11	Knight Alexander	OH	0	0	0	0	
-	12	Wong Diallo Micah	MB	4	1	2	7	
-	13	Rottman William	OH	7	1	3	11	
-	18	Dvorak Bryce	S	1	0	0	1	
-	20	Ezeonu Tobenna	MB	3	1	2	6	
-	21	Briggs Mason	L	0	0	0	0	
-	22	McIntosh Timothy	L	0	0	0	0	
-	23	McRaven DiAeris	MB	3	0	2	5	
-	28	Slight Nicholas	S	0	0	1	1	
-	30	Braun Benjamin	MB	0	0	0	0	
Total Team				73	18	48	139	52.52

Block


Rk	No	Name	Pos.	Kill Blocks	Faults	Rebounds	Total Attempts	Avg. by set
1	12	Wong Diallo Micah	MB	3	3	2	8	0.60
	28	Slight Nicholas	S	3	0	3	6	0.60
3	2	Robinson Cooper	OH	1	1	0	2	0.20
	5	Sloane Grant	OP	1	2	0	3	0.20
	13	Rottman William	OH	1	0	0	1	0.20
	20	Ezeonu Tobenna	MB	1	0	2	3	0.20
	23	McRaven DiAeris	MB	1	1	1	3	0.20
-	8	Flexen Nolan	OH	0	2	0	2	
-	10	Rama Zachary	OP	0	3	1	4	
-	11	Knight Alexander	OH	0	0	0	0	
-	18	Dvorak Bryce	S	0	1	0	1	
-	21	Briggs Mason	L	0	0	0	0	
-	22	McIntosh Timothy	L	0	0	0	0	
-	30	Braun Benjamin	MB	0	0	0	0	
Total Team				11	13	9	33	2.20


Serve


Rk	No	Name	Pos.	Aces	Faults	Serve Hits	Total Attempts	Avg. by set
1	2	Robinson Cooper	OH	2	6	10	18	0.40
2	13	Rottman William	OH	1	5	7	13	0.20
	23	McRaven DiAeris	MB	1	1	10	12	0.20
-	5	Sloane Grant	OP	0	2	6	8	
-	8	Flexen Nolan	OH	0	4	5	9	
-	10	Rama Zachary	OP	0	2	7	9	
-	11	Knight Alexander	OH	0	1	0	1	
-	12	Wong Diallo Micah	MB	0	1	15	16	
-	18	Dvorak Bryce	S	0	2	1	3	
-	20	Ezeonu Tobenna	MB	0	1	4	5	
-	21	Briggs Mason	L	0	0	0	0	
-	22	McIntosh Timothy	L	0	0	0	0	
-	28	Slight Nicholas	S	0	1	12	13	
-	30	Braun Benjamin	MB	0	0	0	0	
Total Team				4	26	77	107	0.80



Team	Total Team	20	22		42	
------	------------	----	----	--	----	--

 Dig	Rk	No	Name	Pos.	Digs	Faults	Receptions	Total Attempts	Avg. by set
	1	21	Briggs Mason	L	18	4	0	22	3.60
2	2	Robinson Cooper	OH	9	1	2	12	1.80	
3	5	Sloane Grant	OP	6	2	1	9	1.20	
	10	Rama Zachary	OP	6	1	0	7	1.20	
5	13	Rottman William	OH	4	0	0	4	0.80	
6	8	Flexen Nolan	OH	3	0	0	3	0.60	
7	12	Wong Diallo Micah	MB	2	1	0	3	0.40	
	28	Slight Nicholas	S	2	1	0	3	0.40	
9	20	Ezeonu Tobenna	MB	1	1	0	2	0.20	
-	11	Knight Alexander	OH	0	0	0	0		
-	18	Dvorak Bryce	S	0	0	0	0		
-	22	McIntosh Timothy	L	0	0	0	0		
-	23	McRaven DiAeris	MB	0	2	1	3		
-	30	Braun Benjamin	MB	0	0	0	0		
Total Team					51	13	4	68	10.20




 Set	Rk	No	Name	Pos.	Running Sets	Faults	Still Sets	Total Attempts	Avg. by set
	1	28	Slight Nicholas	S	29	2	83	114	5.80
2	18	Dvorak Bryce	S	2	0	8	10	0.40	
-	2	Robinson Cooper	OH	0	0	3	3		
-	5	Sloane Grant	OP	0	0	1	1		
-	8	Flexen Nolan	OH	0	0	2	2		
-	10	Rama Zachary	OP	0	0	4	4		
-	11	Knight Alexander	OH	0	0	0	0		
-	12	Wong Diallo Micah	MB	0	0	0	0		
-	13	Rottman William	OH	0	0	0	0		
-	20	Ezeonu Tobenna	MB	0	0	1	1		
-	21	Briggs Mason	L	0	0	4	4		
-	22	McIntosh Timothy	L	0	0	0	0		
-	23	McRaven DiAeris	MB	0	0	0	0		
-	30	Braun Benjamin	MB	0	0	0	0		
Total Team					31	2	106	139	6.20

 Reception	Rk	No	Name	Pos.	Excellents	Faults	Serve Receptions	Total Attempts	Eff. %
	1	8	Flexen Nolan	OH	8	1	11	20	35.00
2	2	Robinson Cooper	OH	16	2	23	41	34.15	
-	5	Sloane Grant	OP	0	0	0	0		
-	10	Rama Zachary	OP	0	0	0	0		
-	11	Knight Alexander	OH	0	0	1	1		
-	12	Wong Diallo Micah	MB	0	0	0	0		
-	13	Rottman William	OH	9	0	4	13		
-	18	Dvorak Bryce	S	0	0	0	0		
-	20	Ezeonu Tobenna	MB	0	1	0	1		
-	21	Briggs Mason	L	8	0	4	12		
-	22	McIntosh Timothy	L	0	0	0	0		
-	23	McRaven DiAeris	MB	0	0	0	0		
-	28	Slight Nicholas	S	0	0	0	0		
-	30	Braun Benjamin	MB	0	0	0	0		
Total Team					41	4	43	88	42.05


Limit: 20.00%




MEX • Mexico

		Rk	No	Name	Pos.	Attacks	Faults	Shots	Total Attempts	Succ. %	
 <p>Attack</p> <p>Limit: 15.00%</p>	1	48	Hernandez Milantony Franky Adrian	OH	12	2	7	21	57.14		
	2	10	Sanay Heredia Yasutaka	OH	9	5	9	23	39.13		
	3	12	Fuentes Rascon Mauro Isaac	OH	12	4	18	34	35.29		
	-	1	Righetto Figueroa Gianluca	OH	0	0	1	1			
	-	3	Bravo Moreno Hiram Said	L	0	0	0	0			
	-	4	Ferran Romero Raynel	OH	0	0	0	0			
	-	5	Parra Valenzuela Victor Manuel	MB	3	4	3	10			
	-	8	Mendoza Burgueño Edgar Alejandro	S	0	0	1	1			
	-	9	Tellez Rodriguez Axel Manuel	MB	4	0	7	11			
	-	11	Lopez Rios Brandon Gabriel	MB	4	1	0	5			
	-	29	Martinez Ochoa Lorenzo	OP	0	0	0	0			
	-	33	Garay Nava Ridl Alexis	OP	2	5	5	12			
	Total Team						46	21	51	118	38.98
	 <p>Block</p>	1	12	Fuentes Rascon Mauro Isaac	OH	4	0	2	6	0.80	
2		5	Parra Valenzuela Victor Manuel	MB	1	4	1	6	0.20		
		10	Sanay Heredia Yasutaka	OH	1	2	0	3	0.20		
		33	Garay Nava Ridl Alexis	OP	1	2	0	3	0.20		
-		1	Righetto Figueroa Gianluca	OH	0	0	0	0			
-		3	Bravo Moreno Hiram Said	L	0	0	0	0			
-		4	Ferran Romero Raynel	OH	0	0	0	0			
-		8	Mendoza Burgueño Edgar Alejandro	S	0	0	0	0			
-		9	Tellez Rodriguez Axel Manuel	MB	0	5	3	8			
-		11	Lopez Rios Brandon Gabriel	MB	0	0	3	3			
-		29	Martinez Ochoa Lorenzo	OP	0	0	0	0			
-		48	Hernandez Milantony Franky Adrian	OH	0	1	1	2			
Total Team						7	14	10	31	1.40	
 <p>Serve</p>		1	5	Parra Valenzuela Victor Manuel	MB	2	0	14	16	0.40	
		9	Tellez Rodriguez Axel Manuel	MB	2	1	9	12	0.40		
	3	8	Mendoza Burgueño Edgar Alejandro	S	1	1	15	17	0.20		
		10	Sanay Heredia Yasutaka	OH	1	1	6	8	0.20		
	-	1	Righetto Figueroa Gianluca	OH	0	0	1	1			
	-	3	Bravo Moreno Hiram Said	L	0	0	0	0			
	-	4	Ferran Romero Raynel	OH	0	0	0	0			
	-	11	Lopez Rios Brandon Gabriel	MB	0	1	6	7			
	-	12	Fuentes Rascon Mauro Isaac	OH	0	1	17	18			
	-	29	Martinez Ochoa Lorenzo	OP	0	0	0	0			
	-	33	Garay Nava Ridl Alexis	OP	0	2	5	7			
	-	48	Hernandez Milantony Franky Adrian	OH	0	2	11	13			
	Total Team						6	9	84	99	1.20
	Team	Total Team					39	41		80	

 Dig	Rk	No	Name	Pos.	Digs	Faults	Receptions	Total Attempts	Avg. by set
	1	3	Bravo Moreno Hiram Said	L	9	5	0	14	1.80
	2	8	Mendoza Burgueño Edgar Alejandro	S	7	6	1	14	1.40
		12	Fuentes Rascon Mauro Isaac	OH	7	2	1	10	1.40
	4	33	Garay Nava Ridl Alexis	OP	4	3	0	7	0.80
		48	Hernandez Milantony Franky Adrian	OH	4	3	2	9	0.80
	6	1	Righetto Figueroa Gianluca	OH	1	0	0	1	0.20
		5	Parra Valenzuela Victor Manuel	MB	1	0	1	2	0.20
		9	Tellez Rodriguez Axel Manuel	MB	1	0	2	3	0.20
		10	Sanay Heredia Yasutaka	OH	1	2	1	4	0.20
-	4	Ferran Romero Raynel	OH	0	0	0	0		
-	11	Lopez Rios Brandon Gabriel	MB	0	0	0	0		
-	29	Martinez Ochoa Lorenzo	OP	0	0	0	0		
Total Team					35	21	8	64	7.00

 Set	Rk	No	Name	Pos.	Running Sets	Faults	Still Sets	Total Attempts	Avg. by set
	1	8	Mendoza Burgueño Edgar Alejandro	S	40	0	57	97	8.00
	2	11	Lopez Rios Brandon Gabriel	MB	1	0	0	1	0.20
	-	1	Righetto Figueroa Gianluca	OH	0	0	0	0	
	-	3	Bravo Moreno Hiram Said	L	0	0	5	5	
	-	4	Ferran Romero Raynel	OH	0	0	0	0	
	-	5	Parra Valenzuela Victor Manuel	MB	0	0	0	0	
	-	9	Tellez Rodriguez Axel Manuel	MB	0	0	1	1	
	-	10	Sanay Heredia Yasutaka	OH	0	1	2	3	
	-	12	Fuentes Rascon Mauro Isaac	OH	0	0	5	5	
-	29	Martinez Ochoa Lorenzo	OP	0	0	0	0		
-	33	Garay Nava Ridl Alexis	OP	0	0	1	1		
-	48	Hernandez Milantony Franky Adrian	OH	0	0	4	4		
Total Team					41	1	75	117	8.20

 Reception	Rk	No	Name	Pos.	Excellents	Faults	Serve Receptions	Total Attempts	Eff. %
	1	3	Bravo Moreno Hiram Said	L	17	0	7	24	70.83
	2	12	Fuentes Rascon Mauro Isaac	OH	15	0	17	32	46.88
	-	1	Righetto Figueroa Gianluca	OH	2	1	3	6	
	-	4	Ferran Romero Raynel	OH	0	0	0	0	
	-	5	Parra Valenzuela Victor Manuel	MB	0	0	0	0	
	-	8	Mendoza Burgueño Edgar Alejandro	S	0	0	0	0	
	-	9	Tellez Rodriguez Axel Manuel	MB	0	0	0	0	
	-	10	Sanay Heredia Yasutaka	OH	8	0	4	12	
	-	11	Lopez Rios Brandon Gabriel	MB	0	0	0	0	
-	29	Martinez Ochoa Lorenzo	OP	0	0	0	0		
-	33	Garay Nava Ridl Alexis	OP	0	0	0	0		
-	48	Hernandez Milantony Franky Adrian	OH	1	0	3	4		
Total Team					43	1	34	78	53.85

Limit: 20.00%