



Men's NORCECA Final Six 2024

P-3 Match players ranking



Match: 6 **Date: 21/08/2024** **Spectators: 288**
City: Gatineau
Hall: Centre Slush Puppie
Match duration: **Start: 19:34** **End: 21:43** **Total: 1:35**

Teams	Sets	1	2	3	4	5	Total
CAN	3	32	25	27			84
DOM	0	30	19	25			74
Duration:		0:32	0:23	0:28			1:23

CAN • Canada

Attack

Limit: 15.00%

Rk	No	Name	Pos.	Attacks	Faults	Shots	Total Attempts	Succ. %
1	73	Gingera Reeve	OP	16	4	5	25	64.00
2	96	Varga Skyler	OH	13	4	8	25	52.00
3	22	Heslinga Isaac	OH	14	4	11	29	48.28
-	2	Greenidge Quintin	L	0	0	0	0	
-	9	Portelance Jonathan	S	0	0	0	0	
-	15	Gratton Maxime	OH	0	0	0	0	
-	17	South Ashton	MB	0	0	0	0	
-	18	Kuiken Jared	MB	0	0	0	0	
-	26	Schoenherr Cory	MB	6	0	4	10	
-	45	Cherewaty Trent	MB	5	1	2	8	
-	48	Greves Mason	S	0	0	0	0	
-	66	Martens Dylan	OH	0	0	0	0	
-	87	Hollands Zachary	OH	0	0	0	0	
-	88	Picklyk Darian	L	0	0	0	0	
Total Team				54	13	30	97	55.67

Block


Rk	No	Name	Pos.	Kill Blocks	Faults	Rebounds	Total Attempts	Avg. by set
1	22	Heslinga Isaac	OH	2	1	2	5	0.67
	26	Schoenherr Cory	MB	2	5	2	9	0.67
	45	Cherewaty Trent	MB	2	7	3	12	0.67
	96	Varga Skyler	OH	2	1	0	3	0.67
-	2	Greenidge Quintin	L	0	0	0	0	
-	9	Portelance Jonathan	S	0	0	0	0	
-	15	Gratton Maxime	OH	0	0	0	0	
-	17	South Ashton	MB	0	0	0	0	
-	18	Kuiken Jared	MB	0	0	0	0	
-	48	Greves Mason	S	0	5	0	5	
-	66	Martens Dylan	OH	0	0	0	0	
-	73	Gingera Reeve	OP	0	2	2	4	
-	87	Hollands Zachary	OH	0	0	0	0	
-	88	Picklyk Darian	L	0	0	0	0	
Total Team				8	21	9	38	2.67


Serve


Rk	No	Name	Pos.	Aces	Faults	Serve Hits	Total Attempts	Avg. by set
1	22	Heslinga Isaac	OH	2	4	12	18	0.67
	73	Gingera Reeve	OP	2	3	8	13	0.67
3	9	Portelance Jonathan	S	1	0	2	3	0.33
	26	Schoenherr Cory	MB	1	1	4	6	0.33
	45	Cherewaty Trent	MB	1	5	5	11	0.33
-	2	Greenidge Quintin	L	0	0	0	0	
-	15	Gratton Maxime	OH	0	0	0	0	
-	17	South Ashton	MB	0	0	0	0	
-	18	Kuiken Jared	MB	0	0	0	0	
-	48	Greves Mason	S	0	1	12	13	
-	66	Martens Dylan	OH	0	0	0	0	
-	87	Hollands Zachary	OH	0	0	1	1	
-	88	Picklyk Darian	L	0	0	0	0	
-	96	Varga Skyler	OH	0	4	14	18	
Total Team				7	18	58	83	2.33



Team	Total Team	15	12		27	
------	------------	----	----	--	----	--

 Dig	Rk	No	Name	Pos.	Digs	Faults	Receptions	Total Attempts	Avg. by set
	1	88	Picklyk Darian	L	9	2	1	12	3.00
	2	96	Varga Skyler	OH	5	2	0	7	1.67
	3	22	Heslinga Isaac	OH	4	3	0	7	1.33
	4	45	Cherewaty Trent	MB	3	0	0	3	1.00
		73	Gingera Reeve	OP	3	2	0	5	1.00
	6	9	Portelance Jonathan	S	1	1	0	2	0.33
		48	Greves Mason	S	1	0	2	3	0.33
	-	2	Greenidge Quintin	L	0	0	0	0	
	-	15	Gratton Maxime	OH	0	0	0	0	
-	17	South Ashton	MB	0	0	0	0		
-	18	Kuiken Jared	MB	0	0	0	0		
-	26	Schoenherr Cory	MB	0	0	0	0		
-	66	Martens Dylan	OH	0	0	0	0		
-	87	Hollands Zachary	OH	0	0	0	0		
Total Team					26	10	3	39	8.67




 Set	Rk	No	Name	Pos.	Running Sets	Faults	Still Sets	Total Attempts	Avg. by set
	1	48	Greves Mason	S	42	0	40	82	14.00
	-	2	Greenidge Quintin	L	0	0	0	0	
	-	9	Portelance Jonathan	S	0	0	0	0	
	-	15	Gratton Maxime	OH	0	0	0	0	
	-	17	South Ashton	MB	0	0	0	0	
	-	18	Kuiken Jared	MB	0	0	0	0	
	-	22	Heslinga Isaac	OH	0	0	1	1	
	-	26	Schoenherr Cory	MB	0	0	1	1	
	-	45	Cherewaty Trent	MB	0	0	1	1	
-	66	Martens Dylan	OH	0	0	0	0		
-	73	Gingera Reeve	OP	0	0	2	2		
-	87	Hollands Zachary	OH	0	0	0	0		
-	88	Picklyk Darian	L	0	0	4	4		
-	96	Varga Skyler	OH	0	0	5	5		
Total Team					42	0	54	96	14.00


 Reception	Rk	No	Name	Pos.	Excellents	Faults	Serve Receptions	Total Attempts	Eff. %
	1	22	Heslinga Isaac	OH	17	0	9	26	65.38
	2	96	Varga Skyler	OH	15	0	9	24	62.50
	-	2	Greenidge Quintin	L	0	0	0	0	
	-	9	Portelance Jonathan	S	0	0	0	0	
	-	15	Gratton Maxime	OH	0	0	0	0	
	-	17	South Ashton	MB	0	0	0	0	
	-	18	Kuiken Jared	MB	0	0	0	0	
	-	26	Schoenherr Cory	MB	0	0	2	2	
	-	45	Cherewaty Trent	MB	0	0	1	1	
-	48	Greves Mason	S	0	0	0	0		
-	66	Martens Dylan	OH	0	0	0	0		
-	73	Gingera Reeve	OP	0	0	0	0		
-	87	Hollands Zachary	OH	0	0	0	0		
-	88	Picklyk Darian	L	6	0	5	11		
Total Team					38	0	26	64	59.38


Limit: 20.00%




DOM • Dominican Republic

		Rk	No	Name	Pos.	Attacks	Faults	Shots	Total Attempts	Succ. %	
 <p>Attack</p> <p>Limit: 15.00%</p>	1	6	Figueroa Lantigua Adrian Jose	OP	15	4	7	26	57.69		
	2	19	Cruz Cepin Hector Alexis	OH	17	5	8	30	56.67		
	-	2	Molina Rodriguez Ronny Albert	OH	5	1	4	10			
	-	4	Andujar Cristofer Daniel	OP	0	0	0	0			
	-	5	Jimenez Guzman Eliander	L	0	0	0	0			
	-	7	De Jesus Hernandez Juan José	S	0	0	1	1			
	-	8	Gomez Cuello Elixander Antonio	OH	0	0	0	0			
	-	9	Almonte Bismal Rafael	OH	0	0	0	0			
	-	12	Rojas De Jesús Edwad Domingo	OH	2	0	4	6			
	-	14	Ramirez Dacay Luke Harrison	S	0	0	0	0			
	-	15	Rosario Adames Luther Hadasher	MB	1	0	2	3			
	-	18	Ortiz Valdez Moises Alexander	MB	3	2	2	7			
	Total Team						43	12	28	83	51.81
	 <p>Block</p>	1	6	Figueroa Lantigua Adrian Jose	OP	3	4	3	10	1.00	
		2	2	Molina Rodriguez Ronny Albert	OH	1	2	0	3	0.33	
			7	De Jesus Hernandez Juan José	S	1	1	1	3	0.33	
			12	Rojas De Jesús Edwad Domingo	OH	1	1	0	2	0.33	
			15	Rosario Adames Luther Hadasher	MB	1	2	2	5	0.33	
		19	Cruz Cepin Hector Alexis	OH	1	4	2	7	0.33		
-		4	Andujar Cristofer Daniel	OP	0	0	0	0			
-		5	Jimenez Guzman Eliander	L	0	0	0	0			
-		8	Gomez Cuello Elixander Antonio	OH	0	0	0	0			
-		9	Almonte Bismal Rafael	OH	0	0	0	0			
-		14	Ramirez Dacay Luke Harrison	S	0	0	0	0			
-		18	Ortiz Valdez Moises Alexander	MB	0	6	3	9			
Total Team						8	20	11	39	2.67	
 <p>Serve</p>			2	Molina Rodriguez Ronny Albert	OH	0	2	2	4		
			4	Andujar Cristofer Daniel	OP	0	0	0	0		
			5	Jimenez Guzman Eliander	L	0	0	0	0		
			6	Figueroa Lantigua Adrian Jose	OP	0	2	10	12		
			7	De Jesus Hernandez Juan José	S	0	0	16	16		
		8	Gomez Cuello Elixander Antonio	OH	0	1	2	3			
		9	Almonte Bismal Rafael	OH	0	1	3	4			
		12	Rojas De Jesús Edwad Domingo	OH	0	0	2	2			
		14	Ramirez Dacay Luke Harrison	S	0	0	0	0			
		15	Rosario Adames Luther Hadasher	MB	0	0	9	9			
		18	Ortiz Valdez Moises Alexander	MB	0	2	9	11			
		19	Cruz Cepin Hector Alexis	OH	0	3	11	14			
	Total Team						0	11	64	75	
	Team	Total Team					23	26		49	

 Dig	Rk	No	Name	Pos.	Digs	Faults	Receptions	Total Attempts	Avg. by set
	1	5	Jimenez Guzman Eliander	L	6	2	0	8	2.00
	19		Cruz Cepin Hector Alexis	OH	6	2	0	8	2.00
	3	2	Molina Rodriguez Ronny Albert	OH	3	0	1	4	1.00
	6		Figueroa Lantigua Adrian Jose	OP	3	3	0	6	1.00
	5	12	Rojas De Jesus Edwad Domingo	OH	2	0	1	3	0.67
	-	4	Andujar Cristofer Daniel	OP	0	0	0	0	
	-	7	De Jesus Hernandez Juan José	S	0	0	0	0	
	-	8	Gomez Cuello Elixander Antonio	OH	0	0	0	0	
	-	9	Almonte Bismal Rafael	OH	0	1	0	1	
-	14	Ramirez Dacay Luke Harrison	S	0	0	0	0		
-	15	Rosario Adames Luther Hadasher	MB	0	1	0	1		
-	18	Ortiz Valdez Moises Alexander	MB	0	0	0	0		
Total Team					20	9	2	31	6.67

 Set	Rk	No	Name	Pos.	Running Sets	Faults	Still Sets	Total Attempts	Avg. by set
	1	7	De Jesus Hernandez Juan José	S	11	0	58	69	3.67
	-	2	Molina Rodriguez Ronny Albert	OH	0	0	1	1	
	-	4	Andujar Cristofer Daniel	OP	0	0	0	0	
	-	5	Jimenez Guzman Eliander	L	0	0	1	1	
	-	6	Figueroa Lantigua Adrian Jose	OP	0	0	2	2	
	-	8	Gomez Cuello Elixander Antonio	OH	0	0	0	0	
	-	9	Almonte Bismal Rafael	OH	0	0	0	0	
	-	12	Rojas De Jesus Edwad Domingo	OH	0	0	1	1	
	-	14	Ramirez Dacay Luke Harrison	S	0	0	2	2	
-	15	Rosario Adames Luther Hadasher	MB	0	0	0	0		
-	18	Ortiz Valdez Moises Alexander	MB	0	0	1	1		
-	19	Cruz Cepin Hector Alexis	OH	0	0	4	4		
Total Team					11	0	70	81	3.67

 Reception	Rk	No	Name	Pos.	Excellents	Faults	Serve Receptions	Total Attempts	Eff. %
	1	19	Cruz Cepin Hector Alexis	OH	11	2	17	30	30.00
	2	5	Jimenez Guzman Eliander	L	3	2	10	15	6.67
	-	2	Molina Rodriguez Ronny Albert	OH	6	1	3	10	
	-	4	Andujar Cristofer Daniel	OP	0	0	0	0	
	-	6	Figueroa Lantigua Adrian Jose	OP	0	0	0	0	
	-	7	De Jesus Hernandez Juan José	S	0	0	0	0	
	-	8	Gomez Cuello Elixander Antonio	OH	0	0	0	0	
	-	9	Almonte Bismal Rafael	OH	1	1	0	2	
	-	12	Rojas De Jesus Edwad Domingo	OH	4	0	1	5	
-	14	Ramirez Dacay Luke Harrison	S	0	0	0	0		
-	15	Rosario Adames Luther Hadasher	MB	0	0	0	0		
-	18	Ortiz Valdez Moises Alexander	MB	0	0	2	2		
Total Team					25	6	33	64	29.69

Limit: 20.00%