





**Match:** 15    **Date:** 20/09/2024    **Spectators:** 50  
**City:** Paramaribo  
**Hall:** National Indoor Stadium  
**Match duration:** **Start:** 11:00    **End:** 13:31    **Total:** 2:31

Teams	Sets	1	2	3	4	5	Total
<b>CRC</b>	<b>3</b>	25	25	25	29	20	124
<b>SUR</b>	<b>2</b>	17	27	22	31	18	115
<b>Duration:</b>		0:21	0:29	0:26	0:30	0:26	2:12

 **CRC • Costa Rica**

		Rk	No	Name	Pos.	Attacks	Faults	Shots	Total Attempts	Succ. %
<b>Attack</b>		1	4	Solano Céspedes Luis Eduardo	MB	19	1	9	29	65.52
		2	24	Delgado Suárez Juan Diego	OH	15	5	15	35	42.86
		3	7	Rodríguez Jimenez Harold	OH	18	7	23	48	37.50
		-	1	Jones Ramírez Andru	OH	0	0	0	0	
		-	2	Barboza Alfaro Anderson Jesús	L	0	0	0	0	
		-	8	Vanega Romero Jeremy Antonio	MB	7	3	7	17	
		-	10	Dennis Algulo Jenher Hubert	OP	9	6	9	24	
		-	11	Molina Víquez Franco	OP	2	2	0	4	
		-	12	Obando Ventura Gabriel	S	4	0	4	8	
		-	14	Calderón Chanto Juan Ignacio	S	0	0	0	0	
		-	22	González Vásquez Octavio	MB	0	0	0	0	
		-	23	Vásquez Morera Douglas Alonso	S	0	0	0	0	
		<b>Limit: 15.00%</b>		<b>Total Team</b>				74	24	67


		Rk	No	Name	Pos.	Kill Blocks	Faults	Rebounds	Total Attempts	Avg. by set
<b>Block</b>		1	4	Solano Céspedes Luis Eduardo	MB	3	4	5	12	0.60
			8	Vanega Romero Jeremy Antonio	MB	3	8	12	23	0.60
			10	Dennis Algulo Jenher Hubert	OP	3	5	8	16	0.60
		4	24	Delgado Suárez Juan Diego	OH	2	4	2	8	0.40
		5	7	Rodríguez Jimenez Harold	OH	1	4	3	8	0.20
		-	1	Jones Ramírez Andru	OH	0	0	0	0	
		-	2	Barboza Alfaro Anderson Jesús	L	0	0	0	0	
		-	11	Molina Víquez Franco	OP	0	1	1	2	
		-	12	Obando Ventura Gabriel	S	0	2	2	4	
		-	14	Calderón Chanto Juan Ignacio	S	0	1	0	1	
		-	22	González Vásquez Octavio	MB	0	0	0	0	
		-	23	Vásquez Morera Douglas Alonso	S	0	0	0	0	
		<b>Total Team</b>						12	29	33


		Rk	No	Name	Pos.	Aces	Faults	Serve Hits	Total Attempts	Avg. by set
<b>Serve</b>		1	4	Solano Céspedes Luis Eduardo	MB	2	1	17	20	0.40
		2	7	Rodríguez Jimenez Harold	OH	1	3	18	22	0.20
			11	Molina Víquez Franco	OP	1	0	3	4	0.20
		-	1	Jones Ramírez Andru	OH	0	0	0	0	
		-	2	Barboza Alfaro Anderson Jesús	L	0	0	0	0	
		-	8	Vanega Romero Jeremy Antonio	MB	0	1	7	8	
		-	10	Dennis Algulo Jenher Hubert	OP	0	0	8	8	
		-	12	Obando Ventura Gabriel	S	0	3	27	30	
		-	14	Calderón Chanto Juan Ignacio	S	0	0	7	7	
		-	22	González Vásquez Octavio	MB	0	0	0	0	
		-	23	Vásquez Morera Douglas Alonso	S	0	2	7	9	
		-	24	Delgado Suárez Juan Diego	OH	0	1	14	15	
		<b>Total Team</b>						4	11	108

Team	Total Team	34	23		57	

## P-3 Match players ranking

	Rk	No	Name	Pos.	Digs	Faults	Receptions	Total Attempts	Avg. by set
	Dig	1	2	Barboza Alfaro Anderson Jesús	L	24	4	2	30
	2	12	Obando Ventura Gabriel	S	11	3	2	16	2.20
	3	7	Rodriguez Jimenez Harold	OH	10	1	2	13	2.00
		24	Delgado Suárez Juan Diego	OH	10	3	1	14	2.00
	5	4	Solano Céspedes Luis Eduardo	MB	6	0	1	7	1.20
	6	10	Dennis Algulo Jenher Hubert	OP	5	3	2	10	1.00
	7	8	Vanega Romero Jeremy Antonio	MB	2	0	1	3	0.40
	8	11	Molina Viquez Franco	OP	1	1	0	2	0.20
		14	Calderón Chanto Juan Ignacio	S	1	0	0	1	0.20
		23	Vásquez Morera Douglas Alonso	S	1	0	0	1	0.20
	-	1	Jones Ramírez Andru	OH	0	0	0	0	
	-	22	González Vásquez Octavio	MB	0	0	0	0	
<b>Total Team</b>					71	15	11	97	14.20




	Rk	No	Name	Pos.	Running Sets	Faults	Still Sets	Total Attempts	Avg. by set
	Set	1	12	Obando Ventura Gabriel	S	12	2	111	125
	2	14	Calderón Chanto Juan Ignacio	S	1	0	11	12	0.20
	-	1	Jones Ramírez Andru	OH	0	0	0	0	
	-	2	Barboza Alfaro Anderson Jesús	L	0	0	9	9	
	-	4	Solano Céspedes Luis Eduardo	MB	0	1	5	6	
	-	7	Rodriguez Jimenez Harold	OH	0	1	2	3	
	-	8	Vanega Romero Jeremy Antonio	MB	0	0	0	0	
	-	10	Dennis Algulo Jenher Hubert	OP	0	0	3	3	
	-	11	Molina Viquez Franco	OP	0	0	1	1	
	-	22	González Vásquez Octavio	MB	0	0	0	0	
	-	23	Vásquez Morera Douglas Alonso	S	0	0	0	0	
	-	24	Delgado Suárez Juan Diego	OH	0	0	2	2	
<b>Total Team</b>					13	4	144	161	2.60

	Rk	No	Name	Pos.	Excellents	Faults	Serve Receptions	Total Attempts	Eff. %
	Reception	1	2	Barboza Alfaro Anderson Jesús	L	19	4	33	56
	2	7	Rodriguez Jimenez Harold	OH	10	4	18	32	18.75
	-	1	Jones Ramírez Andru	OH	0	0	0	0	
	-	4	Solano Céspedes Luis Eduardo	MB	0	0	0	0	
	-	8	Vanega Romero Jeremy Antonio	MB	0	0	0	0	
	-	10	Dennis Algulo Jenher Hubert	OP	1	0	0	1	
	-	11	Molina Viquez Franco	OP	0	0	0	0	
	-	12	Obando Ventura Gabriel	S	0	0	0	0	
	-	14	Calderón Chanto Juan Ignacio	S	0	0	0	0	
	-	22	González Vásquez Octavio	MB	0	0	0	0	
	-	23	Vásquez Morera Douglas Alonso	S	0	0	0	0	
	-	24	Delgado Suárez Juan Diego	OH	1	1	17	19	
<b>Total Team</b>					31	9	68	108	20.37


Limit: 20.00%





SUR • Suriname

		Rk	No	Name	Pos.	Attacks	Faults	Shots	Total Attempts	Succ. %	
 <p><b>Attack</b></p> <p>Limit: 15.00%</p>	1	3	Lee A Leong Anfernee	OH	24	10	13	47	51.06		
	2	7	HUISDEN CARLO	OH	14	3	11	28	50.00		
	3	2	Jameson Shemar	OH	11	6	18	35	31.43		
	4	5	Ritfeld Gianni	MB	10	9	14	33	30.30		
	-	6	Lobo Faiq	MB	3	0	2	5			
	-	10	Meijer Siryan	S	0	0	0	0			
	-	11	Hiwat Duncan	S	0	0	2	2			
	-	12	BLACK GYLES	MB	2	1	0	3			
	-	13	Wijngaarde Jonovan	OH	0	0	0	0			
	-	16	Lesperans Jason	L	0	0	0	0			
	-	17	Sandel Revelino	MB	1	1	2	4			
	-	18	Anakaba Meson	OP	2	1	6	9			
	<b>Total Team</b>						67	31	68	166	40.36
	 <p><b>Block</b></p>	1	5	Ritfeld Gianni	MB	5	3	7	15	1.00	
		2	12	BLACK GYLES	MB	3	4	2	9	0.60	
		3	11	Hiwat Duncan	S	2	4	1	7	0.40	
		4	2	Jameson Shemar	OH	1	2	1	4	0.20	
		3	Lee A Leong Anfernee	OH	1	3	2	6	0.20		
6		Lobo Faiq	MB	1	8	3	12	0.20			
17		Sandel Revelino	MB	1	0	2	3	0.20			
18		Anakaba Meson	OP	1	0	3	4	0.20			
-		7	HUISDEN CARLO	OH	0	3	3	6			
-		10	Meijer Siryan	S	0	0	0	0			
-		13	Wijngaarde Jonovan	OH	0	0	0	0			
-		16	Lesperans Jason	L	0	0	0	0			
<b>Total Team</b>						15	27	24	66	3.00	
 <p><b>Serve</b></p>		1	3	Lee A Leong Anfernee	OH	3	2	17	22	0.60	
		7	HUISDEN CARLO	OH	3	0	9	12	0.60		
		3	2	Jameson Shemar	OH	2	1	8	11	0.40	
		4	12	BLACK GYLES	MB	1	0	19	20	0.20	
		-	5	Ritfeld Gianni	MB	0	0	14	14		
	-	6	Lobo Faiq	MB	0	0	11	11			
	-	10	Meijer Siryan	S	0	1	0	1			
	-	11	Hiwat Duncan	S	0	1	17	18			
	-	13	Wijngaarde Jonovan	OH	0	0	0	0			
	-	16	Lesperans Jason	L	0	0	0	0			
	-	17	Sandel Revelino	MB	0	2	2	4			
	-	18	Anakaba Meson	OP	0	1	2	3			
	<b>Total Team</b>						9	8	99	116	1.80
	<b>Team</b>	<b>Total Team</b>					24	27		51	

**P-3** Match players ranking

 Dig	Rk	No	Name	Pos.	Digs	Faults	Receptions	Total Attempts	Avg. by set
	1	16	Lesperans Jason	L	23	5	0	28	4.60
	2	3	Lee A Leong Anfernee	OH	17	2	2	21	3.40
	3	11	Hiwat Duncan	S	9	9	2	20	1.80
	4	7	HUISDEN CARLO	OH	6	2	2	10	1.20
	5	2	Jameson Shemar	OH	4	0	2	6	0.80
	12	BLACK GYLES	MB	4	2	0	6	0.80	
	7	5	Ritfeld Gianni	MB	3	1	2	6	0.60
	6	Lobo Faiq	MB	3	1	3	7	0.60	
	9	10	Meijer Siryan	S	1	0	0	1	0.20
-	13	Wijngaarde Jonovan	OH	0	0	0	0		
-	17	Sandel Revelino	MB	0	0	1	1		
-	18	Anakaba Meson	OP	0	2	0	2		
<b>Total Team</b>					70	24	14	108	14.00

 Set	Rk	No	Name	Pos.	Running Sets	Faults	Still Sets	Total Attempts	Avg. by set
	1	11	Hiwat Duncan	S	6	0	129	135	1.20
	2	10	Meijer Siryan	S	1	0	15	16	0.20
	-	2	Jameson Shemar	OH	0	1	3	4	
	-	3	Lee A Leong Anfernee	OH	0	2	2	4	
	-	5	Ritfeld Gianni	MB	0	0	0	0	
	-	6	Lobo Faiq	MB	0	0	1	1	
	-	7	HUISDEN CARLO	OH	0	0	1	1	
	-	12	BLACK GYLES	MB	0	0	2	2	
	-	13	Wijngaarde Jonovan	OH	0	0	0	0	
-	16	Lesperans Jason	L	0	0	6	6		
-	17	Sandel Revelino	MB	0	0	0	0		
-	18	Anakaba Meson	OP	0	0	2	2		
<b>Total Team</b>					7	3	161	171	1.40

 Reception  Limit: 20.00%	Rk	No	Name	Pos.	Excellents	Faults	Serve Receptions	Total Attempts	Eff. %
	1	3	Lee A Leong Anfernee	OH	21	2	18	41	46.34
	2	16	Lesperans Jason	L	13	1	29	43	27.91
	-	2	Jameson Shemar	OH	4	1	10	15	
	-	5	Ritfeld Gianni	MB	0	0	0	0	
	-	6	Lobo Faiq	MB	0	0	0	0	
	-	7	HUISDEN CARLO	OH	5	0	7	12	
	-	10	Meijer Siryan	S	0	0	0	0	
	-	11	Hiwat Duncan	S	0	0	0	0	
	-	12	BLACK GYLES	MB	0	0	0	0	
-	13	Wijngaarde Jonovan	OH	0	0	0	0		
-	17	Sandel Revelino	MB	0	0	0	0		
-	18	Anakaba Meson	OP	0	0	0	0		
<b>Total Team</b>					43	4	64	111	35.14