


Match: 8 **Date:** 17/09/2024 **Spectators:** 445
City: Paramaribo
Hall: National Indoor Stadium
Match duration: Start: 20:00 End: 22:07 Total: 2:07


Teams	Sets	1	2	3	4	5	Total
SUR	1	20	18	25	23		86
GUA	3	25	25	21	25		96
Duration:		0:28	0:26	0:29	0:27		1:50




SUR • Suriname


		Rk	No	Name	Pos.	Attacks	Faults	Shots	Total Attempts	Succ. %	
		1	2	Jameson Shemar	OH	18	3	14	35	51.43	
		2	3	Lee A Leong Anfernee	OH	12	9	10	31	38.71	
		-	5	Ritfeld Gianni	MB	1	1	5	7		
		-	6	Lobo Faiq	MB	5	2	8	15		
		-	7	HUISDEN CARLO	OH	4	2	5	11		
		-	10	Meijer Siryan	S	0	1	1	2		
		-	11	Hiwat Duncan	S	0	0	2	2		
		-	12	BLACK GYLES	MB	0	0	0	0		
		-	13	Wijngaarde Jonovan	OH	4	2	1	7		
		-	16	Lesperans Jason	L	0	0	0	0		
		-	17	Sandel Revelino	MB	1	0	1	2		
		-	18	Anakaba Meson	OP	2	2	2	6		
	Total Team						47	22	49	118	39.83


Limit: 15.00%


		Rk	No	Name	Pos.	Kill Blocks	Faults	Rebounds	Total Attempts	Avg. by set
		1	2	Jameson Shemar	OH	4	7	1	12	1.00
		2	5	Ritfeld Gianni	MB	2	3	5	10	0.50
			10	Meijer Siryan	S	2	1	1	4	0.50
		4	3	Lee A Leong Anfernee	OH	1	2	4	7	0.25
			6	Lobo Faiq	MB	1	4	6	11	0.25
			18	Anakaba Meson	OP	1	1	0	2	0.25
		-	7	HUISDEN CARLO	OH	0	3	0	3	
		-	11	Hiwat Duncan	S	0	2	3	5	
		-	12	BLACK GYLES	MB	0	0	0	0	
		-	13	Wijngaarde Jonovan	OH	0	2	0	2	
		-	16	Lesperans Jason	L	0	0	0	0	
		-	17	Sandel Revelino	MB	0	0	0	0	
	Total Team						11	25	20	56

		Rk	No	Name	Pos.	Aces	Faults	Serve Hits	Total Attempts	Avg. by set
		1	2	Jameson Shemar	OH	2	3	6	11	0.50
			3	Lee A Leong Anfernee	OH	2	1	13	16	0.50
			6	Lobo Faiq	MB	2	4	5	11	0.50
		-	5	Ritfeld Gianni	MB	0	2	6	8	
		-	7	HUISDEN CARLO	OH	0	0	11	11	
		-	10	Meijer Siryan	S	0	1	4	5	
		-	11	Hiwat Duncan	S	0	2	11	13	
		-	12	BLACK GYLES	MB	0	0	0	0	
		-	13	Wijngaarde Jonovan	OH	0	0	6	6	
		-	16	Lesperans Jason	L	0	0	0	0	
		-	17	Sandel Revelino	MB	0	1	3	4	
		-	18	Anakaba Meson	OP	0	2	0	2	
	Total Team						6	16	65	87

Team	Total Team	Attacks	Faults	Shots	Total Attempts
	Total Team	22	12		34


 Dig	Rk	No	Name	Pos.	Digs	Faults	Receptions	Total Attempts	Avg. by set
	1	16	Lesperans Jason	L	13	9	1	23	3.25
	2	13	Wijngaarde Jonovan	OH	5	3	0	8	1.25
	3	3	Lee A Leong Anfernee	OH	4	1	0	5	1.00
		11	Hiwat Duncan	S	4	0	0	4	1.00
	5	7	HUISDEN CARLO	OH	3	1	0	4	0.75
	6	2	Jameson Shemar	OH	2	2	0	4	0.50
	7	6	Lobo Faiq	MB	1	0	0	1	0.25
		18	Anakaba Meson	OP	1	0	0	1	0.25
	-	5	Ritfeld Gianni	MB	0	0	0	0	
-	10	Meijer Siryan	S	0	0	0	0		
-	12	BLACK GYLES	MB	0	0	0	0		
-	17	Sandel Revelino	MB	0	0	0	0		
Total Team					33	16	1	50	8.25


 Set	Rk	No	Name	Pos.	Running Sets	Faults	Still Sets	Total Attempts	Avg. by set
	1	10	Meijer Siryan	S	5	0	37	42	1.25
	2	11	Hiwat Duncan	S	3	2	51	56	0.75
	-	2	Jameson Shemar	OH	0	0	6	6	
	-	3	Lee A Leong Anfernee	OH	0	0	1	1	
	-	5	Ritfeld Gianni	MB	0	0	0	0	
	-	6	Lobo Faiq	MB	0	0	0	0	
	-	7	HUISDEN CARLO	OH	0	1	0	1	
	-	12	BLACK GYLES	MB	0	0	0	0	
	-	13	Wijngaarde Jonovan	OH	0	0	1	1	
-	16	Lesperans Jason	L	0	0	6	6		
-	17	Sandel Revelino	MB	0	0	0	0		
-	18	Anakaba Meson	OP	0	0	0	0		
Total Team					8	3	102	113	2.00


 Reception Limit: 20.00%	Rk	No	Name	Pos.	Excellents	Faults	Serve Receptions	Total Attempts	Eff. %
	1	3	Lee A Leong Anfernee	OH	7	0	19	26	26.92
	2	16	Lesperans Jason	L	6	0	22	28	21.43
	3	13	Wijngaarde Jonovan	OH	6	2	12	20	20.00
	-	2	Jameson Shemar	OH	0	0	0	0	
	-	5	Ritfeld Gianni	MB	0	0	0	0	
	-	6	Lobo Faiq	MB	0	0	0	0	
	-	7	HUISDEN CARLO	OH	3	0	9	12	
	-	10	Meijer Siryan	S	0	0	0	0	
	-	11	Hiwat Duncan	S	0	0	0	0	
-	12	BLACK GYLES	MB	0	0	0	0		
-	17	Sandel Revelino	MB	0	0	0	0		
-	18	Anakaba Meson	OP	0	0	0	0		
Total Team					22	2	62	86	23.26



GUA • Guatemala

 Attack Limit: 15.00%	Rk	No	Name	Pos.	Attacks	Faults	Shots	Total Attempts	Succ. %
	1	4	Zavala Sical Yeferson Jose	OH	18	6	8	32	56.25
	2	5	Recinos Sandoval Roberto Carlos	OH	13	6	7	26	50.00
	3	1	Perez Alvarado Jose Pablo	OP	6	7	4	17	35.29
	-	8	Ralon Bolaños Daniel Alejandro	S	1	1	0	2	
	-	9	Delgado Archila Daniel Fernando	OH	0	0	0	0	
	-	10	Carmona Aguilar Julián Gerardo	OH	0	0	0	0	
	-	11	Hernandez Montenegro Adolfo Andres	MB	0	0	0	0	
	-	12	Rivas Morales Adolfo Ariel	S	0	0	0	0	
	-	13	Duran Flores Jerry Jareth	OP	4	0	1	5	
-	16	Gonzalez Mendez Josue Fernando	L	0	0	0	0		
-	17	Samayoa Rizzo José Luis	MB	4	1	5	10		
-	18	Alvarez López Christian Saúl	MB	5	0	7	12		
Total Team					51	21	32	104	49.04


 Block	Rk	No	Name	Pos.	Kill Blocks	Faults	Rebounds	Total Attempts	Avg. by set
	1	8	Ralon Bolaños Daniel Alejandro	S	3	0	2	5	0.75
		17	Samayoa Rizzo José Luis	MB	3	6	4	13	0.75
	3	13	Duran Flores Jerry Jareth	OP	2	2	0	4	0.50
	4	5	Recinos Sandoval Roberto Carlos	OH	1	5	0	6	0.25
	-	1	Perez Alvarado Jose Pablo	OP	0	4	2	6	
	-	4	Zavala Sical Yeferson Jose	OH	0	4	3	7	
	-	9	Delgado Archila Daniel Fernando	OH	0	0	0	0	
	-	10	Carmona Aguilar Julián Gerardo	OH	0	0	0	0	
	-	11	Hernandez Montenegro Adolfo Andres	MB	0	0	0	0	
-	12	Rivas Morales Adolfo Ariel	S	0	0	0	0		
-	16	Gonzalez Mendez Josue Fernando	L	0	0	0	0		
-	18	Alvarez López Christian Saúl	MB	0	4	1	5		
Total Team					9	25	12	46	2.25


 Serve	Rk	No	Name	Pos.	Aces	Faults	Serve Hits	Total Attempts	Avg. by set
	1	5	Recinos Sandoval Roberto Carlos	OH	2	2	21	25	0.50
	-	1	Perez Alvarado Jose Pablo	OP	0	3	4	7	
	-	4	Zavala Sical Yeferson Jose	OH	0	1	12	13	
	-	8	Ralon Bolaños Daniel Alejandro	S	0	2	10	12	
	-	9	Delgado Archila Daniel Fernando	OH	0	0	1	1	
	-	10	Carmona Aguilar Julián Gerardo	OH	0	0	5	5	
	-	11	Hernandez Montenegro Adolfo Andres	MB	0	0	0	0	
	-	12	Rivas Morales Adolfo Ariel	S	0	0	3	3	
	-	13	Duran Flores Jerry Jareth	OP	0	0	4	4	
-	16	Gonzalez Mendez Josue Fernando	L	0	0	0	0		
-	17	Samayoa Rizzo José Luis	MB	0	0	12	12		
-	18	Alvarez López Christian Saúl	MB	0	1	12	13		
Total Team					2	9	84	95	0.50

Team	Total Team	34	12		46
------	------------	----	----	--	----

P-3 Match players ranking

	Rk	No	Name	Pos.	Digs	Faults	Receptions	Total Attempts	Avg. by set
	Dig	1	16	Gonzalez Mendez Josue Fernando	L	19	1	2	22
	2	4	Zavala Sical Yeferson Jose	OH	6	1	2	9	1.50
		5	Recinos Sandoval Roberto Carlos	OH	6	3	3	12	1.50
	4	8	Ralon Bolaños Daniel Alejandro	S	5	0	1	6	1.25
	5	13	Duran Flores Jerry Jareth	OP	4	2	0	6	1.00
		17	Samayoa Rizzo José Luis	MB	4	0	0	4	1.00
	7	1	Perez Alvarado Jose Pablo	OP	3	1	1	5	0.75
	8	10	Carmona Aguilar Julián Gerardo	OH	1	1	0	2	0.25
		12	Rivas Morales Adolfo Ariel	S	1	1	0	2	0.25
		18	Alvarez López Christian Saúl	MB	1	0	0	1	0.25
	-	9	Delgado Archila Daniel Fernando	OH	0	0	0	0	
	-	11	Hernandez Montenegro Adolfo Andres	MB	0	0	0	0	
Total Team					50	10	9	69	12.50

	Rk	No	Name	Pos.	Running Sets	Faults	Still Sets	Total Attempts	Avg. by set
	Set	1	8	Ralon Bolaños Daniel Alejandro	S	2	0	81	83
	2	12	Rivas Morales Adolfo Ariel	S	1	0	13	14	0.25
	-	1	Perez Alvarado Jose Pablo	OP	0	0	0	0	
	-	4	Zavala Sical Yeferson Jose	OH	0	0	2	2	
	-	5	Recinos Sandoval Roberto Carlos	OH	0	0	4	4	
	-	9	Delgado Archila Daniel Fernando	OH	0	0	0	0	
	-	10	Carmona Aguilar Julián Gerardo	OH	0	0	0	0	
	-	11	Hernandez Montenegro Adolfo Andres	MB	0	0	0	0	
	-	13	Duran Flores Jerry Jareth	OP	0	0	0	0	
	-	16	Gonzalez Mendez Josue Fernando	L	0	1	3	4	
	-	17	Samayoa Rizzo José Luis	MB	0	1	1	2	
	-	18	Alvarez López Christian Saúl	MB	0	1	0	1	
Total Team					3	3	104	110	0.75

	Rk	No	Name	Pos.	Excellents	Faults	Serve Receptions	Total Attempts	Eff. %
	Reception	1	16	Gonzalez Mendez Josue Fernando	L	5	2	20	27
	2	4	Zavala Sical Yeferson Jose	OH	5	4	21	30	3.33
	-	1	Perez Alvarado Jose Pablo	OP	0	0	0	0	
	-	5	Recinos Sandoval Roberto Carlos	OH	8	0	6	14	
	-	8	Ralon Bolaños Daniel Alejandro	S	0	0	0	0	
	-	9	Delgado Archila Daniel Fernando	OH	0	0	0	0	
	-	10	Carmona Aguilar Julián Gerardo	OH	0	0	0	0	
	-	11	Hernandez Montenegro Adolfo Andres	MB	0	0	0	0	
	-	12	Rivas Morales Adolfo Ariel	S	0	0	0	0	
	-	13	Duran Flores Jerry Jareth	OP	0	0	0	0	
	-	17	Samayoa Rizzo José Luis	MB	0	0	0	0	
	-	18	Alvarez López Christian Saúl	MB	0	0	0	0	
Total Team					18	6	47	71	16.90

Limit: 20.00%