



2026 NORCECA Men Final Four

[P-3] Match players ranking



Match: 1 **Date:** 12/06/2026 **Spectators:** 500
City: León, Guanajuato
Hall: Domo de la Feria
Match duration: **Start:** 18:00 **End:** 20:19 **Total:** 2:19

| Teams | Sets | 1 | 2 | 3 | 4 | 5 | Total |
|------------------|----------|------|------|------|------|------|-------|
| DOM | 2 | 21 | 22 | 25 | 25 | 11 | 104 |
| PUR | 3 | 25 | 25 | 23 | 18 | 15 | 106 |
| Duration: | | 0:26 | 0:27 | 0:29 | 0:24 | 0:18 | 2:04 |



DOM • Dominican Republic

Attack

Limit: 15.00%

| Rk | No | Name | Pos. | Attacks | Faults | Shots | Total Attempts | Succ. % |
|-------------------|----|---------------------------------|------|---------|--------|-------|----------------|---------|
| 1 | 19 | Cruz Cepin Hector Alexis | OH | 28 | 3 | 8 | 39 | 71.79 |
| 2 | 15 | Rosario Adames Luther Hadasher | MB | 7 | 5 | 6 | 18 | 38.89 |
| - | 1 | Tapia Santana Henry Omar | OP | 0 | 0 | 0 | 0 | |
| - | 2 | Almonte Bismal Rafael | L | 0 | 0 | 0 | 0 | |
| - | 4 | Hernandez Wilfrido | OH | 6 | 3 | 4 | 13 | |
| - | 5 | Mieses Feliz Enger Miguel | L | 0 | 0 | 0 | 0 | |
| - | 6 | Figueroa Lantigua Adrian Jose | OP | 4 | 3 | 1 | 8 | |
| - | 7 | Andujar Cristofer Daniel | MB | 0 | 0 | 0 | 0 | |
| - | 8 | Rojas De Jesús Edwad Domingo | OH | 1 | 0 | 0 | 1 | |
| - | 9 | Turbides Pepen Bryan | OH | 4 | 0 | 5 | 9 | |
| - | 12 | Ortiz Polanco Eliecer Alexander | S | 0 | 0 | 0 | 0 | |
| - | 14 | Ramirez Dacay Luke Harrison | S | 0 | 0 | 0 | 0 | |
| - | 18 | Ortiz Valdez Moises Alexander | MB | 6 | 0 | 5 | 11 | |
| - | 21 | Castillo Erisandy | OP | 3 | 2 | 3 | 8 | |
| Total Team | | | | 59 | 16 | 32 | 107 | 55.14 |

Block

| Rk | No | Name | Pos. | Kill Blocks | Faults | Rebounds | Total Attempts | Avg. by set |
|-------------------|----------------------|---------------------------------|------|-------------|--------|----------|----------------|-------------|
| 1 | 15 | Rosario Adames Luther Hadasher | MB | 5 | 6 | 1 | 12 | 1.00 |
| 2 | 18 | Ortiz Valdez Moises Alexander | MB | 4 | 8 | 7 | 19 | 0.80 |
| 3 | 6 | Figueroa Lantigua Adrian Jose | OP | 1 | 1 | 0 | 2 | 0.20 |
| 9 | Turbides Pepen Bryan | OH | 1 | 3 | 0 | 4 | 0.20 | |
| - | 1 | Tapia Santana Henry Omar | OP | 0 | 0 | 0 | 0 | |
| - | 2 | Almonte Bismal Rafael | L | 0 | 0 | 0 | 0 | |
| - | 4 | Hernandez Wilfrido | OH | 0 | 0 | 0 | 0 | |
| - | 5 | Mieses Feliz Enger Miguel | L | 0 | 0 | 0 | 0 | |
| - | 7 | Andujar Cristofer Daniel | MB | 0 | 0 | 0 | 0 | |
| - | 8 | Rojas De Jesús Edwad Domingo | OH | 0 | 0 | 0 | 0 | |
| - | 12 | Ortiz Polanco Eliecer Alexander | S | 0 | 0 | 0 | 0 | |
| - | 14 | Ramirez Dacay Luke Harrison | S | 0 | 1 | 2 | 3 | |
| - | 19 | Cruz Cepin Hector Alexis | OH | 0 | 0 | 0 | 0 | |
| - | 21 | Castillo Erisandy | OP | 0 | 0 | 1 | 1 | |
| Total Team | | | | 11 | 19 | 11 | 41 | 2.20 |

Serve

| Rk | No | Name | Pos. | Aces | Faults | Serve Hits | Total Attempts | Avg. by set |
|-------------------|----|---------------------------------|------|------|--------|------------|----------------|-------------|
| 1 | 9 | Turbides Pepen Bryan | OH | 1 | 4 | 5 | 10 | 0.20 |
| - | 1 | Tapia Santana Henry Omar | OP | 0 | 0 | 0 | 0 | |
| - | 2 | Almonte Bismal Rafael | L | 0 | 0 | 0 | 0 | |
| - | 4 | Hernandez Wilfrido | OH | 0 | 2 | 6 | 8 | |
| - | 5 | Mieses Feliz Enger Miguel | L | 0 | 0 | 0 | 0 | |
| - | 6 | Figueroa Lantigua Adrian Jose | OP | 0 | 1 | 4 | 5 | |
| - | 7 | Andujar Cristofer Daniel | MB | 0 | 0 | 0 | 0 | |
| - | 8 | Rojas De Jesús Edwad Domingo | OH | 0 | 2 | 7 | 9 | |
| - | 12 | Ortiz Polanco Eliecer Alexander | S | 0 | 0 | 0 | 0 | |
| - | 14 | Ramirez Dacay Luke Harrison | S | 0 | 0 | 14 | 14 | |
| - | 15 | Rosario Adames Luther Hadasher | MB | 0 | 2 | 14 | 16 | |
| - | 18 | Ortiz Valdez Moises Alexander | MB | 0 | 1 | 9 | 10 | |
| - | 19 | Cruz Cepin Hector Alexis | OH | 0 | 7 | 11 | 18 | |
| - | 21 | Castillo Erisandy | OP | 0 | 5 | 9 | 14 | |
| Total Team | | | | 1 | 24 | 79 | 104 | 0.20 |







2026 NORCECA Men Final Four


[P-3] Match players ranking



| Team | Total Team | 33 | 25 | | 58 | |
|------|------------|----|----|--|----|--|
|------|------------|----|----|--|----|--|

|  Dig | Rk | No | Name | Pos. | Digs | Faults | Receptions | Total Attempts | Avg. by set |
|---|----|---------------------------------|---------------------------|------|------|--------|------------|----------------|-------------|
| | 1 | 5 | Mieses Feliz Enger Miguel | L | 12 | 5 | 0 | 17 | 2.40 |
| 2 | 21 | Castillo Erisandy | OP | 7 | 3 | 1 | 11 | 1.40 | |
| 3 | 19 | Cruz Cepin Hector Alexis | OH | 5 | 0 | 2 | 7 | 1.00 | |
| 4 | 9 | Turbides Pepen Bryan | OH | 3 | 0 | 0 | 3 | 0.60 | |
| 5 | 8 | Rojas De Jesús Edwad Domingo | OH | 2 | 1 | 0 | 3 | 0.40 | |
| 14 | | Ramirez Dacay Luke Harrison | S | 2 | 0 | 1 | 3 | 0.40 | |
| 7 | 2 | Almonte Bismal Rafael | L | 1 | 0 | 0 | 1 | 0.20 | |
| 4 | | Hernandez Wilfrido | OH | 1 | 2 | 0 | 3 | 0.20 | |
| 15 | | Rosario Adames Luther Hadasher | MB | 1 | 0 | 1 | 2 | 0.20 | |
| - | 1 | Tapia Santana Henry Omar | OP | 0 | 0 | 0 | 0 | | |
| - | 6 | Figueroa Lantigua Adrian Jose | OP | 0 | 0 | 0 | 0 | | |
| - | 7 | Andujar Cristofer Daniel | MB | 0 | 0 | 0 | 0 | | |
| - | 12 | Ortiz Polanco Eliecer Alexander | S | 0 | 0 | 0 | 0 | | |
| - | 18 | Ortiz Valdez Moises Alexander | MB | 0 | 1 | 0 | 1 | | |
| Total Team | | | | | 34 | 12 | 5 | 51 | 6.80 |

|  Set | Rk | No | Name | Pos. | Running Sets | Faults | Still Sets | Total Attempts | Avg. by set |
|--|----|---------------------------------|-----------------------------|------|--------------|--------|------------|----------------|-------------|
| | 1 | 14 | Ramirez Dacay Luke Harrison | S | 8 | 1 | 87 | 96 | 1.60 |
| - | 1 | Tapia Santana Henry Omar | OP | 0 | 0 | 0 | 0 | | |
| - | 2 | Almonte Bismal Rafael | L | 0 | 0 | 0 | 0 | | |
| - | 4 | Hernandez Wilfrido | OH | 0 | 0 | 2 | 2 | | |
| - | 5 | Mieses Feliz Enger Miguel | L | 0 | 0 | 2 | 2 | | |
| - | 6 | Figueroa Lantigua Adrian Jose | OP | 0 | 0 | 0 | 0 | | |
| - | 7 | Andujar Cristofer Daniel | MB | 0 | 0 | 0 | 0 | | |
| - | 8 | Rojas De Jesús Edwad Domingo | OH | 0 | 0 | 0 | 0 | | |
| - | 9 | Turbides Pepen Bryan | OH | 0 | 0 | 1 | 1 | | |
| - | 12 | Ortiz Polanco Eliecer Alexander | S | 0 | 0 | 1 | 1 | | |
| - | 15 | Rosario Adames Luther Hadasher | MB | 0 | 0 | 0 | 0 | | |
| - | 18 | Ortiz Valdez Moises Alexander | MB | 0 | 0 | 0 | 0 | | |
| - | 19 | Cruz Cepin Hector Alexis | OH | 0 | 0 | 0 | 0 | | |
| - | 21 | Castillo Erisandy | OP | 0 | 0 | 2 | 2 | | |
| Total Team | | | | | 8 | 1 | 95 | 104 | 1.60 |

|  Reception | Rk | No | Name | Pos. | Excellents | Faults | Serve Receptions | Total Attempts | Eff. % |
|---|----|---------------------------------|---------------------------|------|------------|--------|------------------|----------------|--------|
| | 1 | 5 | Mieses Feliz Enger Miguel | L | 3 | 1 | 17 | 21 | 9.52 |
| 2 | 19 | Cruz Cepin Hector Alexis | OH | 4 | 4 | 25 | 33 | | |
| - | 1 | Tapia Santana Henry Omar | OP | 0 | 0 | 0 | 0 | | |
| - | 2 | Almonte Bismal Rafael | L | 0 | 0 | 1 | 1 | | |
| - | 4 | Hernandez Wilfrido | OH | 2 | 2 | 12 | 16 | | |
| - | 6 | Figueroa Lantigua Adrian Jose | OP | 0 | 0 | 0 | 0 | | |
| - | 7 | Andujar Cristofer Daniel | MB | 0 | 0 | 0 | 0 | | |
| - | 8 | Rojas De Jesús Edwad Domingo | OH | 0 | 0 | 0 | 0 | | |
| - | 9 | Turbides Pepen Bryan | OH | 0 | 1 | 8 | 9 | | |
| - | 12 | Ortiz Polanco Eliecer Alexander | S | 0 | 0 | 0 | 0 | | |
| - | 14 | Ramirez Dacay Luke Harrison | S | 0 | 0 | 0 | 0 | | |
| - | 15 | Rosario Adames Luther Hadasher | MB | 0 | 0 | 0 | 0 | | |
| - | 18 | Ortiz Valdez Moises Alexander | MB | 0 | 1 | 0 | 1 | | |
| - | 21 | Castillo Erisandy | OP | 0 | 0 | 2 | 2 | | |
| Total Team | | | | | 9 | 9 | 65 | 83 | |

Limit:20.00%





2026 NORCECA Men Final Four

[P-3] Match players ranking



PUR • Puerto Rico

| Rk | No | Name | Pos. | Attack | | Shots | Total Attempts | Succ. % |
|-------------------|----|----------------------------------|------|---------|--------|-------|----------------|---------|
| | | | | Attacks | Faults | | | |
| 1 | 23 | Feliciano Bengoa Antonio Luis | OH | 14 | 3 | 8 | 25 | 56.00 |
| 2 | 3 | Santiago Sanchez Jair Daniel | OP | 15 | 6 | 8 | 29 | 51.72 |
| 3 | 2 | Lawrence Vidal Klistan | OH | 12 | 10 | 6 | 28 | 42.86 |
| - | 5 | Henwood Rodriguez Daniel Timothy | S | 1 | 1 | 0 | 2 | |
| - | 7 | Melendez Watts Axel Gabriel | OH | 0 | 1 | 2 | 3 | |
| - | 8 | Estrada Fernandez Diego Jose | S | 0 | 0 | 0 | 0 | |
| - | 16 | Ellis Carballo Jamal | OP | 0 | 0 | 0 | 0 | |
| - | 17 | Alomar Ismael | MB | 7 | 1 | 6 | 14 | |
| - | 19 | Alvarez Acosta Gustavo Antonio | OH | 0 | 0 | 0 | 0 | |
| - | 24 | Cabrera Rivera Arnel | L | 0 | 0 | 0 | 0 | |
| - | 25 | Salva Torres Eliel David | MB | 5 | 1 | 1 | 7 | |
| - | 28 | Valentin Arraiza Hector Jose | OH | 0 | 0 | 0 | 0 | |
| - | 35 | Fernandez Maldonado Ivan | MB | 0 | 0 | 0 | 0 | |
| - | 44 | Figuroa Torrens Janluar | MB | 0 | 0 | 0 | 0 | |
| Total Team | | | | 54 | 23 | 31 | 108 | 50.00 |

Limit: 15.00%

| Rk | No | Name | Pos. | Block | | Rebounds | Total Attempts | Avg. by set |
|-------------------|-------------------------------|----------------------------------|------|-------------|--------|----------|----------------|-------------|
| | | | | Kill Blocks | Faults | | | |
| 1 | 17 | Alomar Ismael | MB | 3 | 5 | 5 | 13 | 0.60 |
| 2 | 2 | Lawrence Vidal Klistan | OH | 2 | 1 | 0 | 3 | 0.40 |
| 3 | 3 | Santiago Sanchez Jair Daniel | OP | 1 | 6 | 1 | 8 | 0.20 |
| 23 | Feliciano Bengoa Antonio Luis | OH | 1 | 1 | 1 | 3 | 0.20 | |
| 25 | Salva Torres Eliel David | MB | 1 | 5 | 4 | 10 | 0.20 | |
| - | 5 | Henwood Rodriguez Daniel Timothy | S | 0 | 4 | 1 | 5 | |
| - | 7 | Melendez Watts Axel Gabriel | OH | 0 | 0 | 0 | 0 | |
| - | 8 | Estrada Fernandez Diego Jose | S | 0 | 0 | 0 | 0 | |
| - | 16 | Ellis Carballo Jamal | OP | 0 | 0 | 0 | 0 | |
| - | 19 | Alvarez Acosta Gustavo Antonio | OH | 0 | 0 | 0 | 0 | |
| - | 24 | Cabrera Rivera Arnel | L | 0 | 0 | 0 | 0 | |
| - | 28 | Valentin Arraiza Hector Jose | OH | 0 | 0 | 0 | 0 | |
| - | 35 | Fernandez Maldonado Ivan | MB | 0 | 0 | 0 | 0 | |
| - | 44 | Figuroa Torrens Janluar | MB | 0 | 0 | 0 | 0 | |
| Total Team | | | | 8 | 22 | 12 | 42 | 1.60 |

| Rk | No | Name | Pos. | Serve | | Serve Hits | Total Attempts | Avg. by set |
|-------------------|----|----------------------------------|------|-------|--------|------------|----------------|-------------|
| | | | | Aces | Faults | | | |
| 1 | 2 | Lawrence Vidal Klistan | OH | 2 | 6 | 8 | 16 | 0.40 |
| | 3 | Santiago Sanchez Jair Daniel | OP | 2 | 3 | 12 | 17 | 0.40 |
| | 5 | Henwood Rodriguez Daniel Timothy | S | 2 | 4 | 11 | 17 | 0.40 |
| | 23 | Feliciano Bengoa Antonio Luis | OH | 2 | 4 | 13 | 19 | 0.40 |
| 5 | 17 | Alomar Ismael | MB | 1 | 2 | 10 | 13 | 0.20 |
| - | 7 | Melendez Watts Axel Gabriel | OH | 0 | 1 | 0 | 1 | |
| - | 8 | Estrada Fernandez Diego Jose | S | 0 | 0 | 1 | 1 | |
| - | 16 | Ellis Carballo Jamal | OP | 0 | 0 | 0 | 0 | |
| - | 19 | Alvarez Acosta Gustavo Antonio | OH | 0 | 0 | 0 | 0 | |
| - | 24 | Cabrera Rivera Arnel | L | 0 | 0 | 0 | 0 | |
| - | 25 | Salva Torres Eliel David | MB | 0 | 2 | 15 | 17 | |
| - | 28 | Valentin Arraiza Hector Jose | OH | 0 | 0 | 5 | 5 | |
| - | 35 | Fernandez Maldonado Ivan | MB | 0 | 0 | 0 | 0 | |
| - | 44 | Figuroa Torrens Janluar | MB | 0 | 0 | 0 | 0 | |
| Total Team | | | | 9 | 22 | 75 | 106 | 1.80 |

| Team | Total Team | 35 | 27 | | 62 |
|------|------------|----|----|--|----|
|------|------------|----|----|--|----|







2026 NORCECA Men Final Four

P-3 Match players ranking



|  Dig | Rk | No | Name | Pos. | Digs | Faults | Receptions | Total Attempts | Avg. by set |
|--|----|--------------------------------|----------------------------------|------|------|--------|------------|----------------|-------------|
| | 1 | 24 | Cabrera Rivera Arnel | L | 15 | 2 | 1 | 18 | 3.00 |
| | 2 | 2 | Lawrence Vidal Klistan | OH | 3 | 2 | 0 | 5 | 0.60 |
| | | 23 | Feliciano Bengoa Antonio Luis | OH | 3 | 0 | 0 | 3 | 0.60 |
| | 4 | 5 | Henwood Rodriguez Daniel Timothy | S | 2 | 2 | 1 | 5 | 0.40 |
| | | 25 | Salva Torres Eliel David | MB | 2 | 1 | 0 | 3 | 0.40 |
| | 6 | 8 | Estrada Fernandez Diego Jose | S | 1 | 0 | 0 | 1 | 0.20 |
| | | 17 | Alomar Ismael | MB | 1 | 0 | 0 | 1 | 0.20 |
| | | 28 | Valentin Arraiza Hector Jose | OH | 1 | 0 | 0 | 1 | 0.20 |
| | - | 3 | Santiago Sanchez Jair Daniel | OP | 0 | 3 | 1 | 4 | |
| - | 7 | Melendez Watts Axel Gabriel | OH | 0 | 0 | 0 | 0 | | |
| - | 16 | Ellis Carballo Jamal | OP | 0 | 0 | 0 | 0 | | |
| - | 19 | Alvarez Acosta Gustavo Antonio | OH | 0 | 0 | 0 | 0 | | |
| - | 35 | Fernandez Maldonado Ivan | MB | 0 | 0 | 0 | 0 | | |
| - | 44 | Figueroa Torrens Janluar | MB | 0 | 0 | 0 | 0 | | |
| Total Team | | | | | 28 | 10 | 3 | 41 | 5.60 |

|  Set | Rk | No | Name | Pos. | Running Sets | Faults | Still Sets | Total Attempts | Avg. by set |
|--|----|------------------------------|----------------------------------|------|--------------|--------|------------|----------------|-------------|
| | 1 | 5 | Henwood Rodriguez Daniel Timothy | S | 8 | 0 | 82 | 90 | 1.60 |
| | 2 | 3 | Santiago Sanchez Jair Daniel | OP | 1 | 0 | 2 | 3 | 0.20 |
| | | 8 | Estrada Fernandez Diego Jose | S | 1 | 0 | 5 | 6 | 0.20 |
| | - | 2 | Lawrence Vidal Klistan | OH | 0 | 0 | 1 | 1 | |
| | - | 7 | Melendez Watts Axel Gabriel | OH | 0 | 0 | 0 | 0 | |
| | - | 16 | Ellis Carballo Jamal | OP | 0 | 0 | 0 | 0 | |
| | - | 17 | Alomar Ismael | MB | 0 | 0 | 1 | 1 | |
| | - | 19 | Alvarez Acosta Gustavo Antonio | OH | 0 | 0 | 0 | 0 | |
| | - | 23 | Feliciano Bengoa Antonio Luis | OH | 0 | 0 | 1 | 1 | |
| - | 24 | Cabrera Rivera Arnel | L | 0 | 0 | 0 | 0 | | |
| - | 25 | Salva Torres Eliel David | MB | 0 | 0 | 1 | 1 | | |
| - | 28 | Valentin Arraiza Hector Jose | OH | 0 | 0 | 1 | 1 | | |
| - | 35 | Fernandez Maldonado Ivan | MB | 0 | 0 | 0 | 0 | | |
| - | 44 | Figueroa Torrens Janluar | MB | 0 | 0 | 0 | 0 | | |
| Total Team | | | | | 10 | 0 | 94 | 104 | 2.00 |

|  Reception | Rk | No | Name | Pos. | Excellents | Faults | Serve Receptions | Total Attempts | Eff. % |
|--|----|--------------------------------|----------------------------------|------|------------|--------|------------------|----------------|--------|
| | 1 | 2 | Lawrence Vidal Klistan | OH | 6 | 0 | 14 | 20 | 30.00 |
| | 2 | 23 | Feliciano Bengoa Antonio Luis | OH | 5 | 1 | 25 | 31 | 12.90 |
| | 3 | 24 | Cabrera Rivera Arnel | L | 3 | 0 | 22 | 25 | 12.00 |
| | - | 3 | Santiago Sanchez Jair Daniel | OP | 0 | 0 | 0 | 0 | |
| | - | 5 | Henwood Rodriguez Daniel Timothy | S | 0 | 0 | 0 | 0 | |
| | - | 7 | Melendez Watts Axel Gabriel | OH | 0 | 0 | 0 | 0 | |
| | - | 8 | Estrada Fernandez Diego Jose | S | 0 | 0 | 0 | 0 | |
| | - | 16 | Ellis Carballo Jamal | OP | 0 | 0 | 0 | 0 | |
| | - | 17 | Alomar Ismael | MB | 0 | 0 | 3 | 3 | |
| - | 19 | Alvarez Acosta Gustavo Antonio | OH | 0 | 0 | 0 | 0 | | |
| - | 25 | Salva Torres Eliel David | MB | 0 | 0 | 1 | 1 | | |
| - | 28 | Valentin Arraiza Hector Jose | OH | 0 | 0 | 0 | 0 | | |
| - | 35 | Fernandez Maldonado Ivan | MB | 0 | 0 | 0 | 0 | | |
| - | 44 | Figueroa Torrens Janluar | MB | 0 | 0 | 0 | 0 | | |
| Total Team | | | | | 14 | 1 | 65 | 80 | 16.25 |

Limit:20.00%

