



2026 NORCECA U19 Boys' Continental Cup

[P-3] Match players ranking



Match: 5 **Date:** 13/05/2026 **Spectators:** 178
City: Burnaby (BC)
Hall: SFU West Gym
Match duration: **Start:** 18:00 **End:** 19:12 **Total:** 1:12

| Teams | Sets | 1 | 2 | 3 | 4 | 5 | Total |
|------------------|----------|------|------|------|---|---|-------|
| MEX | 3 | 25 | 25 | 25 | | | 75 |
| BAR | 0 | 19 | 16 | 12 | | | 47 |
| Duration: | | 0:22 | 0:21 | 0:18 | | | 1:01 |



MEX • Mexico

Attack

Limit: 15.00%

| Rk | No | Name | Pos. | Attacks | Faults | Shots | Total Attempts | Succ. % |
|-------------------|----|-----------------------------------|------|---------|--------|-------|----------------|---------|
| 1 | 10 | Preciado Maytorena David | OP | 9 | 4 | 8 | 21 | 42.86 |
| 2 | 18 | Merino Romero Francisco Sebastian | OH | 11 | 3 | 12 | 26 | 42.31 |
| 3 | 17 | Gonzalez Gomez Oskar De Jesus | OH | 4 | 4 | 11 | 19 | 21.05 |
| - | 1 | Acosta Oviedo Patricio | L | 0 | 0 | 0 | 0 | |
| - | 2 | Velez Flores Luis Mario | OP | 3 | 0 | 4 | 7 | |
| - | 5 | Ibarra Diego | MB | 4 | 7 | 0 | 11 | |
| - | 6 | Anzua Perez Kamil Manu | OH | 0 | 0 | 0 | 0 | |
| - | 7 | Ramirez Franco Jorge Andres | MB | 0 | 0 | 1 | 1 | |
| - | 11 | Armendariz Rubio Angel | OH | 3 | 1 | 3 | 7 | |
| - | 12 | Rodriguez Gutierrez Andy Vladimir | S | 0 | 0 | 0 | 0 | |
| - | 16 | Amparan Martinez Jorge Alonso | MB | 1 | 0 | 1 | 2 | |
| - | 19 | Cruz Figueroa Leonardo Abraham | S | 0 | 0 | 1 | 1 | |
| Total Team | | | | 35 | 19 | 41 | 95 | 36.84 |

Block

| Rk | No | Name | Pos. | Kill Blocks | Faults | Rebounds | Total Attempts | Avg. by set |
|-------------------|----|-----------------------------------|------|-------------|--------|----------|----------------|-------------|
| 1 | 5 | Ibarra Diego | MB | 3 | 2 | 3 | 8 | 1.00 |
| 2 | 10 | Preciado Maytorena David | OP | 2 | 0 | 3 | 5 | 0.67 |
| 3 | 11 | Armendariz Rubio Angel | OH | 1 | 0 | 0 | 1 | 0.33 |
| | 19 | Cruz Figueroa Leonardo Abraham | S | 1 | 1 | 0 | 2 | 0.33 |
| - | 1 | Acosta Oviedo Patricio | L | 0 | 0 | 0 | 0 | |
| - | 2 | Velez Flores Luis Mario | OP | 0 | 0 | 0 | 0 | |
| - | 6 | Anzua Perez Kamil Manu | OH | 0 | 0 | 0 | 0 | |
| - | 7 | Ramirez Franco Jorge Andres | MB | 0 | 1 | 1 | 2 | |
| - | 12 | Rodriguez Gutierrez Andy Vladimir | S | 0 | 0 | 0 | 0 | |
| - | 16 | Amparan Martinez Jorge Alonso | MB | 0 | 0 | 0 | 0 | |
| - | 17 | Gonzalez Gomez Oskar De Jesus | OH | 0 | 1 | 2 | 3 | |
| - | 18 | Merino Romero Francisco Sebastian | OH | 0 | 0 | 2 | 2 | |
| Total Team | | | | 7 | 5 | 11 | 23 | 2.33 |

Serve

| Rk | No | Name | Pos. | Aces | Faults | Serve Hits | Total Attempts | Avg. by set |
|-------------------|----|-----------------------------------|------|------|--------|------------|----------------|-------------|
| 1 | 18 | Merino Romero Francisco Sebastian | OH | 10 | 0 | 16 | 26 | 3.33 |
| 2 | 10 | Preciado Maytorena David | OP | 1 | 0 | 6 | 7 | 0.33 |
| | 11 | Armendariz Rubio Angel | OH | 1 | 0 | 5 | 6 | 0.33 |
| - | 1 | Acosta Oviedo Patricio | L | 0 | 0 | 0 | 0 | |
| - | 2 | Velez Flores Luis Mario | OP | 0 | 0 | 0 | 0 | |
| - | 5 | Ibarra Diego | MB | 0 | 1 | 3 | 4 | |
| - | 6 | Anzua Perez Kamil Manu | OH | 0 | 1 | 0 | 1 | |
| - | 7 | Ramirez Franco Jorge Andres | MB | 0 | 1 | 5 | 6 | |
| - | 12 | Rodriguez Gutierrez Andy Vladimir | S | 0 | 0 | 3 | 3 | |
| - | 16 | Amparan Martinez Jorge Alonso | MB | 0 | 1 | 2 | 3 | |
| - | 17 | Gonzalez Gomez Oskar De Jesus | OH | 0 | 1 | 6 | 7 | |
| - | 19 | Cruz Figueroa Leonardo Abraham | S | 0 | 1 | 9 | 10 | |
| Total Team | | | | 12 | 6 | 55 | 73 | 4.00 |

Team

| | | | | |
|------------|----|---|--|----|
| Total Team | 21 | 8 | | 29 |
|------------|----|---|--|----|








2026 NORCECA U19 Boys' Continental Cup

[P-3] Match players ranking



|  Dig | Rk | No | Name | Pos. | Digs | Faults | Receptions | Total Attempts | Avg. by set |
|---|----|-------------------------------|-----------------------------------|------|------|--------|------------|----------------|-------------|
| | 1 | 1 | Acosta Oviedo Patricio | L | 13 | 4 | 7 | 24 | 4.33 |
| | 2 | 19 | Cruz Figueroa Leonardo Abraham | S | 8 | 1 | 0 | 9 | 2.67 |
| | 3 | 17 | Gonzalez Gomez Oskar De Jesus | OH | 6 | 1 | 0 | 7 | 2.00 |
| | 4 | 5 | Ibarra Diego | MB | 3 | 0 | 0 | 3 | 1.00 |
| | 5 | 12 | Rodriguez Gutierrez Andy Vladimir | S | 2 | 0 | 1 | 3 | 0.67 |
| | 18 | | Merino Romero Francisco Sebastian | OH | 2 | 2 | 4 | 8 | 0.67 |
| | 7 | 2 | Velez Flores Luis Mario | OP | 1 | 0 | 0 | 1 | 0.33 |
| | 7 | 7 | Ramirez Franco Jorge Andres | MB | 1 | 0 | 0 | 1 | 0.33 |
| | 10 | | Preciado Maytorena David | OP | 1 | 0 | 0 | 1 | 0.33 |
| 11 | | Armendariz Rubio Angel | OH | 1 | 0 | 0 | 1 | 0.33 | |
| - | 6 | Anzua Perez Kamil Manu | OH | 0 | 0 | 0 | 0 | | |
| - | 16 | Amparan Martinez Jorge Alonso | MB | 0 | 0 | 0 | 0 | | |
| Total Team | | | | | 38 | 8 | 12 | 58 | 12.67 |

|  Set | Rk | No | Name | Pos. | Running Sets | Faults | Still Sets | Total Attempts | Avg. by set |
|---|----|-----------------------------------|-----------------------------------|------|--------------|--------|------------|----------------|-------------|
| | 1 | 19 | Cruz Figueroa Leonardo Abraham | S | 3 | 0 | 57 | 60 | 1.00 |
| | - | 1 | Acosta Oviedo Patricio | L | 0 | 0 | 3 | 3 | |
| | - | 2 | Velez Flores Luis Mario | OP | 0 | 0 | 0 | 0 | |
| | - | 5 | Ibarra Diego | MB | 0 | 0 | 0 | 0 | |
| | - | 6 | Anzua Perez Kamil Manu | OH | 0 | 0 | 0 | 0 | |
| | - | 7 | Ramirez Franco Jorge Andres | MB | 0 | 0 | 1 | 1 | |
| | - | 10 | Preciado Maytorena David | OP | 0 | 0 | 1 | 1 | |
| | - | 11 | Armendariz Rubio Angel | OH | 0 | 0 | 3 | 3 | |
| | - | 12 | Rodriguez Gutierrez Andy Vladimir | S | 0 | 0 | 16 | 16 | |
| - | 16 | Amparan Martinez Jorge Alonso | MB | 0 | 0 | 1 | 1 | | |
| - | 17 | Gonzalez Gomez Oskar De Jesus | OH | 0 | 0 | 2 | 2 | | |
| - | 18 | Merino Romero Francisco Sebastian | OH | 0 | 0 | 5 | 5 | | |
| Total Team | | | | | 3 | 0 | 89 | 92 | 1.00 |

|  Reception Limit:20.00% | Rk | No | Name | Pos. | Excellents | Faults | Serve Receptions | Total Attempts | Eff. % |
|---|----|-----------------------------------|-----------------------------------|------|------------|--------|------------------|----------------|--------|
| | 1 | 17 | Gonzalez Gomez Oskar De Jesus | OH | 6 | 1 | 6 | 13 | 38.46 |
| | 2 | 1 | Acosta Oviedo Patricio | L | 5 | 0 | 13 | 18 | 27.78 |
| | 3 | 18 | Merino Romero Francisco Sebastian | OH | 3 | 0 | 8 | 11 | 27.27 |
| | - | 2 | Velez Flores Luis Mario | OP | 0 | 0 | 0 | 0 | |
| | - | 5 | Ibarra Diego | MB | 0 | 0 | 0 | 0 | |
| | - | 6 | Anzua Perez Kamil Manu | OH | 0 | 0 | 0 | 0 | |
| | - | 7 | Ramirez Franco Jorge Andres | MB | 0 | 0 | 0 | 0 | |
| | - | 10 | Preciado Maytorena David | OP | 0 | 0 | 0 | 0 | |
| | - | 11 | Armendariz Rubio Angel | OH | 0 | 0 | 5 | 5 | |
| - | 12 | Rodriguez Gutierrez Andy Vladimir | S | 0 | 0 | 0 | 0 | | |
| - | 16 | Amparan Martinez Jorge Alonso | MB | 0 | 0 | 0 | 0 | | |
| - | 19 | Cruz Figueroa Leonardo Abraham | S | 0 | 0 | 0 | 0 | | |
| Total Team | | | | | 14 | 1 | 32 | 47 | 27.66 |





2026 NORCECA U19 Boys' Continental Cup

P-3 Match players ranking



BAR • Barbados

Attack

Limit:15.00%

| Rk | No | Name | Pos. | Attacks | Faults | Shots | Total Attempts | Succ. % |
|-------------------|----|--------------------|------|---------|--------|-------|----------------|---------|
| 1 | 18 | Applewhaite Kalen | MB | 8 | 5 | 17 | 30 | 26.67 |
| 2 | 14 | Gill Piere | OP | 6 | 6 | 15 | 27 | 22.22 |
| 3 | 12 | John Jordan Isaiah | OH | 1 | 7 | 13 | 21 | 4.76 |
| - | 1 | White Kai | S | 0 | 0 | 0 | 0 | |
| - | 2 | Yearwood Liam | L | 0 | 0 | 0 | 0 | |
| - | 5 | Greenidge Cael | OH | 0 | 1 | 1 | 2 | |
| - | 6 | Browne Enrico | OP | 1 | 2 | 2 | 5 | |
| - | 7 | Birkett Theon | S | 0 | 0 | 0 | 0 | |
| - | 9 | Durant Franklain | MB | 0 | 0 | 0 | 0 | |
| - | 11 | Gooding Mykhail | L | 0 | 0 | 0 | 0 | |
| - | 16 | Davis Jakorey | MB | 0 | 1 | 0 | 1 | |
| - | 19 | Ashby Joshua | MB | 3 | 2 | 2 | 7 | |
| Total Team | | | | 19 | 24 | 50 | 93 | 20.43 |

Block

| Rk | No | Name | Pos. | Kill Blocks | Faults | Rebounds | Total Attempts | Avg. by set |
|-------------------|----|--------------------|------|-------------|--------|----------|----------------|-------------|
| 1 | 6 | Browne Enrico | OP | 2 | 1 | 1 | 4 | 0.67 |
| 2 | 12 | John Jordan Isaiah | OH | 1 | 0 | 1 | 2 | 0.33 |
| | 14 | Gill Piere | OP | 1 | 1 | 0 | 2 | 0.33 |
| | 16 | Davis Jakorey | MB | 1 | 1 | 0 | 2 | 0.33 |
| - | 1 | White Kai | S | 0 | 0 | 0 | 0 | |
| - | 2 | Yearwood Liam | L | 0 | 0 | 0 | 0 | |
| - | 5 | Greenidge Cael | OH | 0 | 0 | 0 | 0 | |
| - | 7 | Birkett Theon | S | 0 | 1 | 0 | 1 | |
| - | 9 | Durant Franklain | MB | 0 | 0 | 0 | 0 | |
| - | 11 | Gooding Mykhail | L | 0 | 0 | 0 | 0 | |
| - | 18 | Applewhaite Kalen | MB | 0 | 1 | 0 | 1 | |
| - | 19 | Ashby Joshua | MB | 0 | 0 | 0 | 0 | |
| Total Team | | | | 5 | 5 | 2 | 12 | 1.67 |

Serve

| Rk | No | Name | Pos. | Aces | Faults | Serve Hits | Total Attempts | Avg. by set |
|-------------------|----|--------------------|------|------|--------|------------|----------------|-------------|
| 1 | 14 | Gill Piere | OP | 1 | 0 | 9 | 10 | 0.33 |
| - | 1 | White Kai | S | 0 | 0 | 0 | 0 | |
| - | 2 | Yearwood Liam | L | 0 | 0 | 0 | 0 | |
| - | 5 | Greenidge Cael | OH | 0 | 1 | 3 | 4 | |
| - | 6 | Browne Enrico | OP | 0 | 0 | 9 | 9 | |
| - | 7 | Birkett Theon | S | 0 | 0 | 2 | 2 | |
| - | 9 | Durant Franklain | MB | 0 | 0 | 0 | 0 | |
| - | 11 | Gooding Mykhail | L | 0 | 0 | 0 | 0 | |
| - | 12 | John Jordan Isaiah | OH | 0 | 0 | 6 | 6 | |
| - | 16 | Davis Jakorey | MB | 0 | 0 | 4 | 4 | |
| - | 18 | Applewhaite Kalen | MB | 0 | 1 | 6 | 7 | |
| - | 19 | Ashby Joshua | MB | 0 | 0 | 7 | 7 | |
| Total Team | | | | 1 | 2 | 46 | 49 | 0.33 |

Team

| | | | | | | |
|------------|--|----|----|--|----|--|
| Total Team | | 22 | 14 | | 36 | |
|------------|--|----|----|--|----|--|








2026 NORCECA U19 Boys' Continental Cup

[P-3] Match players ranking



|  Dig | Rk | No | Name | Pos. | Digs | Faults | Receptions | Total Attempts | Avg. by set |
|---|----|------------------|--------------------|------|------|--------|------------|----------------|-------------|
| | 1 | 2 | Yearwood Liam | L | 10 | 4 | 1 | 15 | 3.33 |
| | 2 | 6 | Browne Enrico | OP | 8 | 2 | 2 | 12 | 2.67 |
| | 3 | 11 | Gooding Mykhail | L | 5 | 1 | 1 | 7 | 1.67 |
| | | 12 | John Jordan Isaiah | OH | 5 | 3 | 0 | 8 | 1.67 |
| | | 18 | Applewhaite Kalen | MB | 5 | 3 | 2 | 10 | 1.67 |
| | 6 | 14 | Gill Piere | OP | 4 | 2 | 3 | 9 | 1.33 |
| | | 19 | Ashby Joshua | MB | 4 | 0 | 1 | 5 | 1.33 |
| | 8 | 16 | Davis Jakorey | MB | 2 | 1 | 0 | 3 | 0.67 |
| | 9 | 5 | Greenidge Cael | OH | 1 | 1 | 0 | 2 | 0.33 |
| - | 1 | White Kai | S | 0 | 0 | 0 | 0 | | |
| - | 7 | Birkett Theon | S | 0 | 0 | 1 | 1 | | |
| - | 9 | Durant Franklain | MB | 0 | 0 | 0 | 0 | | |
| Total Team | | | | | 44 | 17 | 11 | 72 | 14.67 |

|  Set | Rk | No | Name | Pos. | Running Sets | Faults | Still Sets | Total Attempts | Avg. by set | |
|---|----|-------------------|--------------------|------|--------------|--------|------------|----------------|-------------|--|
| | - | 1 | White Kai | S | 0 | 0 | 0 | 0 | 0 | |
| | - | 2 | Yearwood Liam | L | 0 | 0 | 5 | 5 | | |
| | - | 5 | Greenidge Cael | OH | 0 | 0 | 2 | 2 | | |
| | - | 6 | Browne Enrico | OP | 0 | 1 | 73 | 74 | | |
| | - | 7 | Birkett Theon | S | 0 | 0 | 0 | 0 | | |
| | - | 9 | Durant Franklain | MB | 0 | 0 | 0 | 0 | | |
| | - | 11 | Gooding Mykhail | L | 0 | 0 | 0 | 0 | | |
| | - | 12 | John Jordan Isaiah | OH | 0 | 0 | 0 | 0 | | |
| | - | 14 | Gill Piere | OP | 0 | 0 | 6 | 6 | | |
| - | 16 | Davis Jakorey | MB | 0 | 0 | 1 | 1 | | | |
| - | 18 | Applewhaite Kalen | MB | 0 | 0 | 4 | 4 | | | |
| - | 19 | Ashby Joshua | MB | 0 | 0 | 1 | 1 | | | |
| Total Team | | | | | 0 | 1 | 92 | 93 | | |

|  Reception Limit:20.00% | Rk | No | Name | Pos. | Excellents | Faults | Serve Receptions | Total Attempts | Eff. % |
|---|----|-------------------|--------------------|------|------------|--------|------------------|----------------|--------|
| | 1 | 2 | Yearwood Liam | L | 7 | 2 | 13 | 22 | 22.73 |
| | 2 | 14 | Gill Piere | OP | 4 | 4 | 12 | 20 | |
| | - | 1 | White Kai | S | 0 | 0 | 0 | 0 | |
| | - | 5 | Greenidge Cael | OH | 1 | 2 | 3 | 6 | |
| | - | 6 | Browne Enrico | OP | 0 | 0 | 1 | 1 | |
| | - | 7 | Birkett Theon | S | 0 | 0 | 0 | 0 | |
| | - | 9 | Durant Franklain | MB | 0 | 0 | 0 | 0 | |
| | - | 11 | Gooding Mykhail | L | 2 | 2 | 3 | 7 | |
| | - | 12 | John Jordan Isaiah | OH | 2 | 2 | 5 | 9 | |
| - | 16 | Davis Jakorey | MB | 0 | 0 | 0 | 0 | | |
| - | 18 | Applewhaite Kalen | MB | 0 | 0 | 2 | 2 | | |
| - | 19 | Ashby Joshua | MB | 0 | 0 | 0 | 0 | | |
| Total Team | | | | | 16 | 12 | 39 | 67 | 5.97 |

