



# 2026 NORCECA U19 Boys' Continental Cup


[P-3] Match players ranking




**Match:** 9    **Date:** 14/05/2026    **Spectators:** 200  
**City:** Burnaby (BC)  
**Hall:** SFU West Gym  
**Match duration:** **Start:** 18:00    **End:** 19:21    **Total:** 1:21

| Teams            | Sets     | 1    | 2    | 3    | 4 | 5 | Total |
|------------------|----------|------|------|------|---|---|-------|
| <b>CRC</b>       | <b>3</b> | 25   | 28   | 25   |   |   | 78    |
| <b>BAR</b>       | <b>0</b> | 21   | 26   | 14   |   |   | 61    |
| <b>Duration:</b> |          | 0:23 | 0:28 | 0:18 |   |   | 1:09  |



| <br><b>Attack</b> | Rk | No                               | Name                        | Pos. | Attacks | Faults | Shots | Total Attempts | Succ. % |
|---|----|----------------------------------|-----------------------------|------|---------|--------|-------|----------------|---------|
|   | 1  | 22                               | BOLAÑOS ALVARADO FELIPE     | OP   | 17      | 9      | 16    | 42             | 40.48   |
|   | 2  | 10                               | Watson Brenes Moises        | OH   | 8       | 2      | 11    | 21             | 38.10   |
|   | -  | 1                                | Arguedas Campos Jorge Isaac | L    | 0       | 0      | 0     | 0              |         |
|   | -  | 5                                | Aguero Li Mattias           | S    | 0       | 0      | 3     | 3              |         |
|   | -  | 6                                | Rodríguez Víquez Gabriel    | L    | 0       | 0      | 0     | 0              |         |
|   | -  | 7                                | Murillo Dobles Aaron        | S    | 2       | 1      | 6     | 9              |         |
|   | -  | 8                                | Jara Brenes José Daniel     | OH   | 0       | 0      | 0     | 0              |         |
|   | -  | 12                               | Barona Ramírez Alejandro    | MB   | 1       | 0      | 3     | 4              |         |
|   | -  | 14                               | Cedeño Arias Alonso Gabriel | OH   | 6       | 2      | 5     | 13             |         |
| -   | 15 | Calderón Velásquez Keylor Andrés | OH                          | 0    | 0       | 0      | 0     |                |         |
| -   | 16 | Cordero Ibarra José Pablo        | S                           | 0    | 0       | 0      | 0     |                |         |
| -   | 23 | Montiel Orozco Isaías Orlando    | OP                          | 2    | 2       | 4      | 8     |                |         |
| <b>Total Team</b>   |    |                                  |                             |      | 36      | 16     | 48    | 100            | 36.00   |

Limit: 15.00%

| <br><b>Block</b> | Rk | No                               | Name                        | Pos. | Kill Blocks | Faults | Rebounds | Total Attempts | Avg. by set |
|---|----|----------------------------------|-----------------------------|------|-------------|--------|----------|----------------|-------------|
|   | 1  | 12                               | Barona Ramírez Alejandro    | MB   | 5           | 3      | 5        | 13             | 1.67        |
|   | 2  | 22                               | BOLAÑOS ALVARADO FELIPE     | OP   | 3           | 2      | 1        | 6              | 1.00        |
|   | 3  | 7                                | Murillo Dobles Aaron        | S    | 2           | 2      | 0        | 4              | 0.67        |
|   | 23 | Montiel Orozco Isaías Orlando    | OP                          | 2    | 4           | 2      | 8        | 0.67           |             |
|   | 5  | 5                                | Aguero Li Mattias           | S    | 1           | 0      | 0        | 1              | 0.33        |
|   | 10 | Watson Brenes Moises             | OH                          | 1    | 0           | 1      | 2        | 0.33           |             |
|   | -  | 1                                | Arguedas Campos Jorge Isaac | L    | 0           | 0      | 0        | 0              |             |
|   | -  | 6                                | Rodríguez Víquez Gabriel    | L    | 0           | 0      | 0        | 0              |             |
|   | -  | 8                                | Jara Brenes José Daniel     | OH   | 0           | 0      | 0        | 0              |             |
| -   | 14 | Cedeño Arias Alonso Gabriel      | OH                          | 0    | 0           | 0      | 0        |                |             |
| -   | 15 | Calderón Velásquez Keylor Andrés | OH                          | 0    | 0           | 0      | 0        |                |             |
| -   | 16 | Cordero Ibarra José Pablo        | S                           | 0    | 0           | 0      | 0        |                |             |
| <b>Total Team</b>   |    |                                  |                             |      | 14          | 11     | 9        | 34             | 4.67        |

| <br><b>Serve</b> | Rk | No                               | Name                          | Pos. | Aces | Faults | Serve Hits | Total Attempts | Avg. by set |
|--|----|----------------------------------|-------------------------------|------|------|--------|------------|----------------|-------------|
|  | 1  | 23                               | Montiel Orozco Isaías Orlando | OP   | 2    | 5      | 9          | 16             | 0.67        |
|  | 2  | 7                                | Murillo Dobles Aaron          | S    | 1    | 0      | 17         | 18             | 0.33        |
|  | 10 | Watson Brenes Moises             | OH                            | 1    | 2    | 8      | 11         | 0.33           |             |
|  | 12 | Barona Ramírez Alejandro         | MB                            | 1    | 0    | 7      | 8          | 0.33           |             |
|  | -  | 1                                | Arguedas Campos Jorge Isaac   | L    | 0    | 0      | 0          | 0              |             |
|  | -  | 5                                | Aguero Li Mattias             | S    | 0    | 0      | 2          | 2              |             |
|  | -  | 6                                | Rodríguez Víquez Gabriel      | L    | 0    | 0      | 0          | 0              |             |
|  | -  | 8                                | Jara Brenes José Daniel       | OH   | 0    | 0      | 0          | 0              |             |
|  | -  | 14                               | Cedeño Arias Alonso Gabriel   | OH   | 0    | 2      | 6          | 8              |             |
| -  | 15 | Calderón Velásquez Keylor Andrés | OH                            | 0    | 0    | 0      | 0          |                |             |
| -  | 16 | Cordero Ibarra José Pablo        | S                             | 0    | 1    | 0      | 1          |                |             |
| -  | 22 | BOLAÑOS ALVARADO FELIPE          | OP                            | 0    | 0    | 12     | 12         |                |             |
| <b>Total Team</b>  |    |                                  |                               |      | 5    | 10     | 61         | 76             | 1.67        |

| Team | Total Team | 23 | 10 |  | 33 |  |
|------|------------|----|----|--|----|--|
|------|------------|----|----|--|----|--|







## 2026 NORCECA U19 Boys' Continental Cup

P-3 Match players ranking



| <br>Dig | Rk | No                               | Name                        | Pos. | Digs | Faults | Receptions | Total Attempts | Avg. by set |
|---|----|----------------------------------|-----------------------------|------|------|--------|------------|----------------|-------------|
|   | 1  | 14                               | Cedeño Arias Alonso Gabriel | OH   | 12   | 1      | 5          | 18             | 4.00        |
| 2   | 7  | Murillo Dobles Aaron             | S                           | 10   | 0    | 0      | 10         | 3.33           |             |
| 3   | 1  | Arguedas Campos Jorge Isaac      | L                           | 7    | 4    | 4      | 15         | 2.33           |             |
|   | 22 | BOLAÑOS ALVARADO FELIPE          | OP                          | 7    | 3    | 4      | 14         | 2.33           |             |
| 5   | 10 | Watson Brenes Moises             | OH                          | 3    | 0    | 1      | 4          | 1.00           |             |
| 6   | 23 | Montiel Orozco Isaías Orlando    | OP                          | 2    | 1    | 1      | 4          | 0.67           |             |
| 7   | 5  | Aguero Li Mattias                | S                           | 1    | 0    | 0      | 1          | 0.33           |             |
| -   | 6  | Rodríguez Víquez Gabriel         | L                           | 0    | 0    | 1      | 1          |                |             |
| -   | 8  | Jara Brenes José Daniel          | OH                          | 0    | 0    | 0      | 0          |                |             |
| -   | 12 | Barona Ramírez Alejandro         | MB                          | 0    | 3    | 1      | 4          |                |             |
| -   | 15 | Calderón Velásquez Keylor Andrés | OH                          | 0    | 0    | 0      | 0          |                |             |
| -   | 16 | Cordero Ibarra José Pablo        | S                           | 0    | 0    | 0      | 0          |                |             |
| <b>Total Team</b>   |    |                                  |                             |      | 42   | 12     | 17         | 71             | 14.00       |

| <br>Set | Rk | No                               | Name                        | Pos. | Running Sets | Faults | Still Sets | Total Attempts | Avg. by set |
|---|----|----------------------------------|-----------------------------|------|--------------|--------|------------|----------------|-------------|
|   | -  | 1                                | Arguedas Campos Jorge Isaac | L    | 0            | 0      | 11         | 11             |             |
| -   | 5  | Aguero Li Mattias                | S                           | 0    | 0            | 23     | 23         |                |             |
| -   | 6  | Rodríguez Víquez Gabriel         | L                           | 0    | 0            | 1      | 1          |                |             |
| -   | 7  | Murillo Dobles Aaron             | S                           | 0    | 0            | 60     | 60         |                |             |
| -   | 8  | Jara Brenes José Daniel          | OH                          | 0    | 0            | 0      | 0          |                |             |
| -   | 10 | Watson Brenes Moises             | OH                          | 0    | 0            | 0      | 0          |                |             |
| -   | 12 | Barona Ramírez Alejandro         | MB                          | 0    | 0            | 1      | 1          |                |             |
| -   | 14 | Cedeño Arias Alonso Gabriel      | OH                          | 0    | 0            | 0      | 0          |                |             |
| -   | 15 | Calderón Velásquez Keylor Andrés | OH                          | 0    | 0            | 0      | 0          |                |             |
| -   | 16 | Cordero Ibarra José Pablo        | S                           | 0    | 0            | 0      | 0          |                |             |
| -   | 22 | BOLAÑOS ALVARADO FELIPE          | OP                          | 0    | 0            | 4      | 4          |                |             |
| -   | 23 | Montiel Orozco Isaías Orlando    | OP                          | 0    | 0            | 1      | 1          |                |             |
| <b>Total Team</b>   |    |                                  |                             |      | 0            | 0      | 101        | 101            |             |

| <br>Reception<br>Limit:20.00% | Rk | No                               | Name                    | Pos. | Excellents | Faults | Serve Receptions | Total Attempts | Eff. % |
|---|----|----------------------------------|-------------------------|------|------------|--------|------------------|----------------|--------|
|   | 1  | 22                               | BOLAÑOS ALVARADO FELIPE | OP   | 1          | 0      | 17               | 18             | 5.56   |
| -   | 1  | Arguedas Campos Jorge Isaac      | L                       | 0    | 0          | 17     | 17               |                |        |
| -   | 5  | Aguero Li Mattias                | S                       | 0    | 0          | 0      | 0                |                |        |
| -   | 6  | Rodríguez Víquez Gabriel         | L                       | 0    | 0          | 1      | 1                |                |        |
| -   | 7  | Murillo Dobles Aaron             | S                       | 0    | 0          | 0      | 0                |                |        |
| -   | 8  | Jara Brenes José Daniel          | OH                      | 0    | 0          | 0      | 0                |                |        |
| -   | 10 | Watson Brenes Moises             | OH                      | 0    | 0          | 4      | 4                |                |        |
| -   | 12 | Barona Ramírez Alejandro         | MB                      | 0    | 0          | 0      | 0                |                |        |
| -   | 14 | Cedeño Arias Alonso Gabriel      | OH                      | 0    | 2          | 13     | 15               |                |        |
| -   | 15 | Calderón Velásquez Keylor Andrés | OH                      | 0    | 0          | 0      | 0                |                |        |
| -   | 16 | Cordero Ibarra José Pablo        | S                       | 0    | 0          | 0      | 0                |                |        |
| -   | 23 | Montiel Orozco Isaías Orlando    | OP                      | 0    | 0          | 0      | 0                |                |        |
| <b>Total Team</b>   |    |                                  |                         |      | 1          | 2      | 52               | 55             | -1.82  |






# 2026 NORCECA U19 Boys' Continental Cup


**P-3** Match players ranking




**BAR • Barbados**

| <br><b>Attack</b><br>Limit:15.00% | Rk | No                 | Name              | Pos. | Attacks | Faults | Shots | Total Attempts | Succ. % |
|---|----|--------------------|-------------------|------|---------|--------|-------|----------------|---------|
|   | 1  | 14                 | Gill Piere        | OP   | 10      | 9      | 16    | 35             | 28.57   |
|   | 2  | 18                 | Applewhaite Kalen | MB   | 7       | 8      | 10    | 25             | 28.00   |
|   | 3  | 5                  | Greenidge Cael    | OH   | 5       | 5      | 15    | 25             | 20.00   |
|   | -  | 1                  | White Kai         | S    | 0       | 0      | 0     | 0              |         |
|   | -  | 2                  | Yearwood Liam     | L    | 0       | 0      | 0     | 0              |         |
|   | -  | 6                  | Browne Enrico     | OP   | 1       | 1      | 3     | 5              |         |
|   | -  | 7                  | Birkett Theon     | S    | 0       | 0      | 0     | 0              |         |
|   | -  | 9                  | Durant Franklain  | MB   | 0       | 0      | 0     | 0              |         |
|   | -  | 11                 | Gooding Mykhail   | L    | 0       | 0      | 0     | 0              |         |
| -   | 12 | John Jordan Isaiah | OH                | 5    | 3       | 3      | 11    |                |         |
| -   | 16 | Davis Jakorey      | MB                | 0    | 0       | 0      | 0     |                |         |
| -   | 19 | Ashby Joshua       | MB                | 4    | 3       | 2      | 9     |                |         |
| <b>Total Team</b>   |    |                    |                   |      | 32      | 29     | 49    | 110            | 29.09   |

| <br><b>Block</b> | Rk | No                 | Name             | Pos. | Kill Blocks | Faults | Rebounds | Total Attempts | Avg. by set |
|--|----|--------------------|------------------|------|-------------|--------|----------|----------------|-------------|
|  | 1  | 16                 | Davis Jakorey    | MB   | 4           | 2      | 1        | 7              | 1.33        |
|  | 2  | 5                  | Greenidge Cael   | OH   | 1           | 1      | 1        | 3              | 0.33        |
|  |    | 19                 | Ashby Joshua     | MB   | 1           | 1      | 2        | 4              | 0.33        |
|  | -  | 1                  | White Kai        | S    | 0           | 0      | 0        | 0              |             |
|  | -  | 2                  | Yearwood Liam    | L    | 0           | 0      | 0        | 0              |             |
|  | -  | 6                  | Browne Enrico    | OP   | 0           | 0      | 0        | 0              |             |
|  | -  | 7                  | Birkett Theon    | S    | 0           | 1      | 0        | 1              |             |
|  | -  | 9                  | Durant Franklain | MB   | 0           | 0      | 0        | 0              |             |
|  | -  | 11                 | Gooding Mykhail  | L    | 0           | 0      | 0        | 0              |             |
| -  | 12 | John Jordan Isaiah | OH               | 0    | 0           | 0      | 0        |                |             |
| -  | 14 | Gill Piere         | OP               | 0    | 0           | 0      | 0        |                |             |
| -  | 18 | Applewhaite Kalen  | MB               | 0    | 3           | 1      | 4        |                |             |
| <b>Total Team</b>  |    |                    |                  |      | 6           | 8      | 5        | 19             | 2.00        |

| <br><b>Serve</b> | Rk | No                 | Name              | Pos. | Aces | Faults | Serve Hits | Total Attempts | Avg. by set |
|--|----|--------------------|-------------------|------|------|--------|------------|----------------|-------------|
|  | 1  | 18                 | Applewhaite Kalen | MB   | 1    | 4      | 9          | 14             | 0.33        |
|  |    | 19                 | Ashby Joshua      | MB   | 1    | 0      | 8          | 9              | 0.33        |
|  | -  | 1                  | White Kai         | S    | 0    | 0      | 1          | 1              |             |
|  | -  | 2                  | Yearwood Liam     | L    | 0    | 0      | 0          | 0              |             |
|  | -  | 5                  | Greenidge Cael    | OH   | 0    | 0      | 5          | 5              |             |
|  | -  | 6                  | Browne Enrico     | OP   | 0    | 0      | 10         | 10             |             |
|  | -  | 7                  | Birkett Theon     | S    | 0    | 3      | 2          | 5              |             |
|  | -  | 9                  | Durant Franklain  | MB   | 0    | 0      | 0          | 0              |             |
|  | -  | 11                 | Gooding Mykhail   | L    | 0    | 0      | 0          | 0              |             |
| -  | 12 | John Jordan Isaiah | OH                | 0    | 0    | 3      | 3          |                |             |
| -  | 14 | Gill Piere         | OP                | 0    | 0    | 12     | 12         |                |             |
| -  | 16 | Davis Jakorey      | MB                | 0    | 1    | 3      | 4          |                |             |
| <b>Total Team</b>  |    |                    |                   |      | 2    | 8      | 53         | 63             | 0.67        |

| Team | Total Team | 21 | 16 |  | 37 |  |
|------|------------|----|----|--|----|--|
|      |            |    |    |  |    |  |








## 2026 NORCECA U19 Boys' Continental Cup

[P-3] Match players ranking



| <br>Dig | Rk | No                 | Name           | Pos. | Digs | Faults | Receptions | Total Attempts | Avg. by set |
|---|----|--------------------|----------------|------|------|--------|------------|----------------|-------------|
|   | 1  | 14                 | Gill Piere     | OP   | 12   | 3      | 2          | 17             | 4.00        |
|   | 2  | 2                  | Yearwood Liam  | L    | 11   | 4      | 2          | 17             | 3.67        |
|   | 3  | 1                  | White Kai      | S    | 5    | 0      | 1          | 6              | 1.67        |
|   | 4  | 6                  | Browne Enrico  | OP   | 4    | 1      | 5          | 10             | 1.33        |
|   | 19 | Ashby Joshua       | MB             | 4    | 0    | 3      | 7          | 1.33           |             |
|   | 6  | 5                  | Greenidge Cael | OH   | 2    | 0      | 4          | 6              | 0.67        |
|   | 18 | Applewhaite Kalen  | MB             | 2    | 2    | 2      | 6          | 0.67           |             |
|   | 8  | 7                  | Birkett Theon  | S    | 1    | 1      | 0          | 2              | 0.33        |
|   | 16 | Davis Jakorey      | MB             | 1    | 0    | 0      | 1          | 0.33           |             |
| -   | 9  | Durant Franklain   | MB             | 0    | 0    | 0      | 0          |                |             |
| -   | 11 | Gooding Mykhail    | L              | 0    | 0    | 0      | 0          |                |             |
| -   | 12 | John Jordan Isaiah | OH             | 0    | 1    | 2      | 3          |                |             |
| <b>Total Team</b>   |    |                    |                |      | 42   | 12     | 21         | 75             | 14.00       |

| <br>Set | Rk | No                | Name               | Pos. | Running Sets | Faults | Still Sets | Total Attempts | Avg. by set |
|---|----|-------------------|--------------------|------|--------------|--------|------------|----------------|-------------|
|   | -  | 1                 | White Kai          | S    | 0            | 0      | 12         | 12             |             |
|   | -  | 2                 | Yearwood Liam      | L    | 0            | 0      | 7          | 7              |             |
|   | -  | 5                 | Greenidge Cael     | OH   | 0            | 0      | 0          | 0              |             |
|   | -  | 6                 | Browne Enrico      | OP   | 0            | 0      | 82         | 82             |             |
|   | -  | 7                 | Birkett Theon      | S    | 0            | 0      | 0          | 0              |             |
|   | -  | 9                 | Durant Franklain   | MB   | 0            | 0      | 0          | 0              |             |
|   | -  | 11                | Gooding Mykhail    | L    | 0            | 0      | 0          | 0              |             |
|   | -  | 12                | John Jordan Isaiah | OH   | 0            | 0      | 0          | 0              |             |
|   | -  | 14                | Gill Piere         | OP   | 0            | 0      | 1          | 1              |             |
| -   | 16 | Davis Jakorey     | MB                 | 0    | 0            | 0      | 0          |                |             |
| -   | 18 | Applewhaite Kalen | MB                 | 0    | 0            | 0      | 0          |                |             |
| -   | 19 | Ashby Joshua      | MB                 | 0    | 0            | 4      | 4          |                |             |
| <b>Total Team</b>   |    |                   |                    |      | 0            | 0      | 106        | 106            |             |

| <br>Reception<br><br>Limit:20.00% | Rk | No                | Name               | Pos. | Excellents | Faults | Serve Receptions | Total Attempts | Eff. % |
|---|----|-------------------|--------------------|------|------------|--------|------------------|----------------|--------|
|   | 1  | 14                | Gill Piere         | OP   | 1          | 0      | 16               | 17             | 5.88   |
|   | 2  | 2                 | Yearwood Liam      | L    | 3          | 2      | 23               | 28             | 3.57   |
|   | -  | 1                 | White Kai          | S    | 0          | 0      | 0                | 0              |        |
|   | -  | 5                 | Greenidge Cael     | OH   | 0          | 2      | 11               | 13             |        |
|   | -  | 6                 | Browne Enrico      | OP   | 0          | 0      | 0                | 0              |        |
|   | -  | 7                 | Birkett Theon      | S    | 0          | 0      | 0                | 0              |        |
|   | -  | 9                 | Durant Franklain   | MB   | 0          | 0      | 0                | 0              |        |
|   | -  | 11                | Gooding Mykhail    | L    | 0          | 0      | 0                | 0              |        |
|   | -  | 12                | John Jordan Isaiah | OH   | 1          | 1      | 5                | 7              |        |
| -   | 16 | Davis Jakorey     | MB                 | 0    | 0          | 0      | 0                |                |        |
| -   | 18 | Applewhaite Kalen | MB                 | 0    | 0          | 1      | 1                |                |        |
| -   | 19 | Ashby Joshua      | MB                 | 0    | 0          | 0      | 0                |                |        |
| <b>Total Team</b>   |    |                   |                    |      | 5          | 5      | 56               | 66             |        |

