



Men's U21 NORCECA Pan American Cup 2026



P-3 Match players ranking

Match: 10 **Date:** 25/06/2026 **Spectators:** 400
City: Guatemala City
Hall: Gim. Teodoro Palacios Flores
Match duration: **Start:** 16:00 **End:** 17:13 **Total:** 1:13

| Teams | Sets | 1 | 2 | 3 | 4 | 5 | Total |
|------------------|----------|------|------|------|---|---|-------|
| USA | 3 | 25 | 25 | 25 | | | 75 |
| MEX | 0 | 23 | 15 | 19 | | | 57 |
| Duration: | | 0:22 | 0:20 | 0:24 | | | 1:06 |



USA • United States

Attack

Limit: 15.00%

| Rk | No | Name | Pos. | Attacks | Faults | Shots | Total Attempts | Succ. % |
|-------------------|----|---------------------|------|---------|--------|-------|----------------|---------|
| 1 | 15 | Fahlbusch Blake | OH | 8 | 2 | 5 | 15 | 53.33 |
| 2 | 18 | Wade Kyler | OP | 9 | 1 | 8 | 18 | 50.00 |
| 3 | 14 | Mikhailenko Aleksey | OH | 7 | 1 | 7 | 15 | 46.67 |
| - | 1 | Kosty Cameron | S | 1 | 1 | 2 | 4 | |
| - | 3 | Foley Drake | L | 0 | 0 | 0 | 0 | |
| - | 7 | Fuerbringer Mateo | OH | 0 | 0 | 0 | 0 | |
| - | 9 | Jordan Trevell | MB | 5 | 1 | 3 | 9 | |
| - | 10 | Dykstra Jonathan | L | 0 | 0 | 0 | 0 | |
| - | 12 | Urbina Rafael | S | 0 | 0 | 0 | 0 | |
| - | 20 | Lamoureux Grant | OH | 1 | 0 | 1 | 2 | |
| - | 21 | Cryst Jackson | MB | 4 | 0 | 2 | 6 | |
| - | 22 | Bradford Grayson | OP | 0 | 0 | 0 | 0 | |
| - | 24 | Powell Isiah | MB | 0 | 0 | 0 | 0 | |
| - | 28 | Henige Thomas | MB | 0 | 0 | 0 | 0 | |
| Total Team | | | | 35 | 6 | 28 | 69 | 50.72 |

Block

| Rk | No | Name | Pos. | Kill Blocks | Faults | Rebounds | Total Attempts | Avg. by set |
|-------------------|----|---------------------|------|-------------|--------|----------|----------------|-------------|
| 1 | 21 | Cryst Jackson | MB | 4 | 6 | 0 | 10 | 1.33 |
| 2 | 1 | Kosty Cameron | S | 2 | 1 | 1 | 4 | 0.67 |
| | 22 | Bradford Grayson | OP | 2 | 0 | 0 | 2 | 0.67 |
| 4 | 9 | Jordan Trevell | MB | 1 | 0 | 2 | 3 | 0.33 |
| | 15 | Fahlbusch Blake | OH | 1 | 1 | 1 | 3 | 0.33 |
| | 20 | Lamoureux Grant | OH | 1 | 1 | 0 | 2 | 0.33 |
| - | 3 | Foley Drake | L | 0 | 0 | 0 | 0 | |
| - | 7 | Fuerbringer Mateo | OH | 0 | 0 | 0 | 0 | |
| - | 10 | Dykstra Jonathan | L | 0 | 0 | 0 | 0 | |
| - | 12 | Urbina Rafael | S | 0 | 0 | 0 | 0 | |
| - | 14 | Mikhailenko Aleksey | OH | 0 | 3 | 1 | 4 | |
| - | 18 | Wade Kyler | OP | 0 | 5 | 0 | 5 | |
| - | 24 | Powell Isiah | MB | 0 | 0 | 0 | 0 | |
| - | 28 | Henige Thomas | MB | 0 | 0 | 0 | 0 | |
| Total Team | | | | 11 | 17 | 5 | 33 | 3.67 |

Serve

| Rk | No | Name | Pos. | Aces | Faults | Serve Hits | Total Attempts | Avg. by set |
|-------------------|----|---------------------|------|------|--------|------------|----------------|-------------|
| 1 | 1 | Kosty Cameron | S | 3 | 1 | 9 | 13 | 1.00 |
| 2 | 9 | Jordan Trevell | MB | 1 | 2 | 10 | 13 | 0.33 |
| | 18 | Wade Kyler | OP | 1 | 2 | 12 | 15 | 0.33 |
| | 21 | Cryst Jackson | MB | 1 | 3 | 2 | 6 | 0.33 |
| - | 3 | Foley Drake | L | 0 | 0 | 0 | 0 | |
| - | 7 | Fuerbringer Mateo | OH | 0 | 0 | 2 | 2 | |
| - | 10 | Dykstra Jonathan | L | 0 | 0 | 0 | 0 | |
| - | 12 | Urbina Rafael | S | 0 | 0 | 0 | 0 | |
| - | 14 | Mikhailenko Aleksey | OH | 0 | 2 | 5 | 7 | |
| - | 15 | Fahlbusch Blake | OH | 0 | 2 | 11 | 13 | |
| - | 20 | Lamoureux Grant | OH | 0 | 0 | 1 | 1 | |
| - | 22 | Bradford Grayson | OP | 0 | 0 | 1 | 1 | |
| - | 24 | Powell Isiah | MB | 0 | 0 | 2 | 2 | |
| - | 28 | Henige Thomas | MB | 0 | 0 | 0 | 0 | |
| Total Team | | | | 6 | 12 | 55 | 73 | 2.00 |







Men's U21 NORCECA Pan American Cup 2026




P-3 Match players ranking

| Team | Total Team | 23 | 9 | 32 |
|------|------------|----|---|----|
|------|------------|----|---|----|

|  Dig | Rk | No | Name | Pos. | Digs | Faults | Receptions | Total Attempts | Avg. by set |
|--|----|------------------|---------------------|------|------|--------|------------|----------------|-------------|
| | 1 | 10 | Dykstra Jonathan | L | 7 | 3 | 0 | 10 | 2.33 |
| | 2 | 15 | Fahlbusch Blake | OH | 3 | 3 | 1 | 7 | 1.00 |
| | 3 | 1 | Kosty Cameron | S | 2 | 2 | 0 | 4 | 0.67 |
| | | 14 | Mikhailenko Aleksey | OH | 2 | 1 | 0 | 3 | 0.67 |
| | | 21 | Cryst Jackson | MB | 2 | 0 | 0 | 2 | 0.67 |
| | 6 | 18 | Wade Kyler | OP | 1 | 1 | 0 | 2 | 0.33 |
| | | 20 | Lamoureux Grant | OH | 1 | 0 | 0 | 1 | 0.33 |
| | - | 3 | Foley Drake | L | 0 | 0 | 0 | 0 | |
| | - | 7 | Fuerbringer Mateo | OH | 0 | 0 | 0 | 0 | |
| - | 9 | Jordan Trevell | MB | 0 | 0 | 0 | 0 | | |
| - | 12 | Urbina Rafael | S | 0 | 0 | 0 | 0 | | |
| - | 22 | Bradford Grayson | OP | 0 | 0 | 0 | 0 | | |
| - | 24 | Powell Isiah | MB | 0 | 0 | 0 | 0 | | |
| - | 28 | Henige Thomas | MB | 0 | 0 | 0 | 0 | | |
| Total Team | | | | | 18 | 10 | 1 | 29 | 6.00 |

|  Set | Rk | No | Name | Pos. | Running Sets | Faults | Still Sets | Total Attempts | Avg. by set |
|---|----|------------------|---------------------|------|--------------|--------|------------|----------------|-------------|
| | 1 | 1 | Kosty Cameron | S | 6 | 0 | 47 | 53 | 2.00 |
| | - | 3 | Foley Drake | L | 0 | 0 | 0 | 0 | |
| | - | 7 | Fuerbringer Mateo | OH | 0 | 0 | 0 | 0 | |
| | - | 9 | Jordan Trevell | MB | 0 | 0 | 0 | 0 | |
| | - | 10 | Dykstra Jonathan | L | 0 | 0 | 2 | 2 | |
| | - | 12 | Urbina Rafael | S | 0 | 0 | 1 | 1 | |
| | - | 14 | Mikhailenko Aleksey | OH | 0 | 0 | 3 | 3 | |
| | - | 15 | Fahlbusch Blake | OH | 0 | 0 | 2 | 2 | |
| | - | 18 | Wade Kyler | OP | 0 | 0 | 0 | 0 | |
| - | 20 | Lamoureux Grant | OH | 0 | 0 | 0 | 0 | | |
| - | 21 | Cryst Jackson | MB | 0 | 0 | 0 | 0 | | |
| - | 22 | Bradford Grayson | OP | 0 | 0 | 0 | 0 | | |
| - | 24 | Powell Isiah | MB | 0 | 0 | 0 | 0 | | |
| - | 28 | Henige Thomas | MB | 0 | 0 | 0 | 0 | | |
| Total Team | | | | | 6 | 0 | 55 | 61 | 2.00 |

|  Reception Limit:20.00% | Rk | No | Name | Pos. | Excellents | Faults | Serve Receptions | Total Attempts | Eff. % |
|--|----|------------------|---------------------|------|------------|--------|------------------|----------------|--------|
| | 1 | 10 | Dykstra Jonathan | L | 13 | 0 | 10 | 23 | 56.52 |
| | 2 | 15 | Fahlbusch Blake | OH | 3 | 3 | 8 | 14 | |
| | - | 1 | Kosty Cameron | S | 0 | 0 | 1 | 1 | |
| | - | 3 | Foley Drake | L | 0 | 0 | 0 | 0 | |
| | - | 7 | Fuerbringer Mateo | OH | 0 | 0 | 0 | 0 | |
| | - | 9 | Jordan Trevell | MB | 0 | 0 | 0 | 0 | |
| | - | 12 | Urbina Rafael | S | 0 | 0 | 0 | 0 | |
| | - | 14 | Mikhailenko Aleksey | OH | 3 | 0 | 3 | 6 | |
| | - | 18 | Wade Kyler | OP | 0 | 0 | 0 | 0 | |
| - | 20 | Lamoureux Grant | OH | 0 | 0 | 4 | 4 | | |
| - | 21 | Cryst Jackson | MB | 0 | 0 | 0 | 0 | | |
| - | 22 | Bradford Grayson | OP | 0 | 0 | 0 | 0 | | |
| - | 24 | Powell Isiah | MB | 0 | 0 | 0 | 0 | | |
| - | 28 | Henige Thomas | MB | 0 | 0 | 0 | 0 | | |
| Total Team | | | | | 19 | 3 | 26 | 48 | 33.33 |





Men's U21 NORCECA Pan American Cup 2026




P-3 Match players ranking



MEX • Mexico

| | | Rk | No | Name | Pos. | Attacks | Faults | Shots | Total Attempts | Succ. % | |
|--|-------------------|----|-----------------------------------|------|------|---------|--------|-------|----------------|---------|-------|
|  Attack Limit: 15.00% | 1 | 2 | Cadena Avalos Cristian Fernando | OP | 12 | 6 | 5 | 23 | 52.17 | | |
| | 2 | 81 | GARZA COVARRUBIAS EDUARDO ABRAHAM | OP | 12 | 9 | 9 | 30 | 40.00 | | |
| | - | 1 | Granados Ruiz Santiago | MB | 0 | 0 | 0 | 0 | | | |
| | - | 3 | Arevalo Uribe Steben | OH | 1 | 0 | 0 | 1 | | | |
| | - | 5 | Fajardo Martinez Daniel Alejandro | L | 0 | 0 | 0 | 0 | | | |
| | - | 6 | Bernal Llera Santiago | S | 0 | 1 | 1 | 2 | | | |
| | - | 7 | Partida Alcazar David Alejandro | MB | 5 | 1 | 1 | 7 | | | |
| | - | 8 | AYALA CORDOVA LUIS ARMANDO | OH | 2 | 4 | 2 | 8 | | | |
| | - | 11 | Escoto Castro Eduardo | S | 0 | 0 | 0 | 0 | | | |
| | - | 12 | GRAJEDA VALENZUELA CARLOS ABRAHAM | OH | 0 | 0 | 0 | 0 | | | |
| | - | 15 | Cravioto Ross Daniel | MB | 4 | 2 | 2 | 8 | | | |
| | - | 18 | Vicencio Mendoza Yeudiel Axel | OP | 0 | 0 | 0 | 0 | | | |
| | Total Team | | | | | | 36 | 23 | 20 | 79 | 45.57 |

| | | Rk | No | Name | Pos. | Kill Blocks | Faults | Rebounds | Total Attempts | Avg. by set |
|---|-------------------|----|-----------------------------------|------|------|-------------|--------|----------|----------------|-------------|
|  Block | 1 | 15 | Cravioto Ross Daniel | MB | 1 | 3 | 1 | 5 | 0.33 | |
| | - | 1 | Granados Ruiz Santiago | MB | 0 | 0 | 0 | 0 | | |
| | - | 2 | Cadena Avalos Cristian Fernando | OP | 0 | 0 | 1 | 1 | | |
| | - | 3 | Arevalo Uribe Steben | OH | 0 | 0 | 0 | 0 | | |
| | - | 5 | Fajardo Martinez Daniel Alejandro | L | 0 | 0 | 0 | 0 | | |
| | - | 6 | Bernal Llera Santiago | S | 0 | 1 | 1 | 2 | | |
| | - | 7 | Partida Alcazar David Alejandro | MB | 0 | 1 | 1 | 2 | | |
| | - | 8 | AYALA CORDOVA LUIS ARMANDO | OH | 0 | 1 | 2 | 3 | | |
| | - | 11 | Escoto Castro Eduardo | S | 0 | 0 | 0 | 0 | | |
| | - | 12 | GRAJEDA VALENZUELA CARLOS ABRAHAM | OH | 0 | 0 | 0 | 0 | | |
| | - | 18 | Vicencio Mendoza Yeudiel Axel | OP | 0 | 0 | 0 | 0 | | |
| | - | 81 | GARZA COVARRUBIAS EDUARDO ABRAHAM | OP | 0 | 0 | 1 | 1 | | |
| | Total Team | | | | | | 1 | 6 | 7 | 14 |

| | | Rk | No | Name | Pos. | Aces | Faults | Serve Hits | Total Attempts | Avg. by set |
|--|-------------------|----|-----------------------------------|------|------|------|--------|------------|----------------|-------------|
|  Serve | 1 | 2 | Cadena Avalos Cristian Fernando | OP | 3 | 3 | 7 | 13 | 1.00 | |
| | - | 1 | Granados Ruiz Santiago | MB | 0 | 0 | 0 | 0 | | |
| | - | 3 | Arevalo Uribe Steben | OH | 0 | 0 | 0 | 0 | | |
| | - | 5 | Fajardo Martinez Daniel Alejandro | L | 0 | 0 | 0 | 0 | | |
| | - | 6 | Bernal Llera Santiago | S | 0 | 2 | 11 | 13 | | |
| | - | 7 | Partida Alcazar David Alejandro | MB | 0 | 2 | 6 | 8 | | |
| | - | 8 | AYALA CORDOVA LUIS ARMANDO | OH | 0 | 1 | 5 | 6 | | |
| | - | 11 | Escoto Castro Eduardo | S | 0 | 0 | 0 | 0 | | |
| | - | 12 | GRAJEDA VALENZUELA CARLOS ABRAHAM | OH | 0 | 0 | 0 | 0 | | |
| | - | 15 | Cravioto Ross Daniel | MB | 0 | 1 | 10 | 11 | | |
| | - | 18 | Vicencio Mendoza Yeudiel Axel | OP | 0 | 0 | 0 | 0 | | |
| | - | 81 | GARZA COVARRUBIAS EDUARDO ABRAHAM | OP | 0 | 2 | 6 | 8 | | |
| | Total Team | | | | | | 3 | 11 | 45 | 59 |

| | | | | | | |
|-------------|------------|----|----|--|----|--|
| Team | Total Team | 17 | 20 | | 37 | |
|-------------|------------|----|----|--|----|--|






Men's U21 NORCECA Pan American Cup 2026



P-3 Match players ranking

|  Dig | Rk | No | Name | Pos. | Digs | Faults | Receptions | Total Attempts | Avg. by set |
|---|----|-----------------------------------|-----------------------------------|------|------|--------|------------|----------------|-------------|
| | 1 | 5 | Fajardo Martinez Daniel Alejandro | L | 9 | 2 | 0 | 11 | 3.00 |
| 2 | 2 | Cadena Avalos Cristian Fernando | OP | 7 | 2 | 1 | 10 | 2.33 | |
| 3 | 81 | GARZA COVARRUBIAS EDUARDO ABRAHAM | OP | 3 | 4 | 0 | 7 | 1.00 | |
| 4 | 8 | AYALA CORDOVA LUIS ARMANDO | OH | 2 | 1 | 0 | 3 | 0.67 | |
| 5 | 6 | Bernal Llera Santiago | S | 1 | 0 | 0 | 1 | 0.33 | |
| | 7 | Partida Alcazar David Alejandro | MB | 1 | 0 | 0 | 1 | 0.33 | |
| | 15 | Cravioto Ross Daniel | MB | 1 | 0 | 0 | 1 | 0.33 | |
| - | 1 | Granados Ruiz Santiago | MB | 0 | 0 | 0 | 0 | | |
| - | 3 | Arevalo Uribe Steben | OH | 0 | 0 | 0 | 0 | | |
| - | 11 | Escoto Castro Eduardo | S | 0 | 0 | 0 | 0 | | |
| - | 12 | GRAJEDA VALENZUELA CARLOS ABRAHAM | OH | 0 | 0 | 0 | 0 | | |
| - | 18 | Vicencio Mendoza Yeudiel Axel | OP | 0 | 0 | 0 | 0 | | |
| Total Team | | | | | 24 | 9 | 1 | 34 | 8.00 |

|  Set | Rk | No | Name | Pos. | Running Sets | Faults | Still Sets | Total Attempts | Avg. by set |
|---|----|-----------------------------------|-----------------------|------|--------------|--------|------------|----------------|-------------|
| | 1 | 6 | Bernal Llera Santiago | S | 12 | 0 | 56 | 68 | 4.00 |
| - | 1 | Granados Ruiz Santiago | MB | 0 | 0 | 0 | 0 | | |
| - | 2 | Cadena Avalos Cristian Fernando | OP | 0 | 0 | 2 | 2 | | |
| - | 3 | Arevalo Uribe Steben | OH | 0 | 0 | 0 | 0 | | |
| - | 5 | Fajardo Martinez Daniel Alejandro | L | 0 | 0 | 2 | 2 | | |
| - | 7 | Partida Alcazar David Alejandro | MB | 0 | 0 | 0 | 0 | | |
| - | 8 | AYALA CORDOVA LUIS ARMANDO | OH | 0 | 0 | 2 | 2 | | |
| - | 11 | Escoto Castro Eduardo | S | 0 | 0 | 0 | 0 | | |
| - | 12 | GRAJEDA VALENZUELA CARLOS ABRAHAM | OH | 0 | 0 | 1 | 1 | | |
| - | 15 | Cravioto Ross Daniel | MB | 0 | 0 | 1 | 1 | | |
| - | 18 | Vicencio Mendoza Yeudiel Axel | OP | 0 | 0 | 0 | 0 | | |
| - | 81 | GARZA COVARRUBIAS EDUARDO ABRAHAM | OP | 0 | 0 | 1 | 1 | | |
| Total Team | | | | | 12 | 0 | 65 | 77 | 4.00 |

|  Reception Limit:20.00% | Rk | No | Name | Pos. | Excellents | Faults | Serve Receptions | Total Attempts | Eff. % |
|---|----|-----------------------------------|---------------------------------|------|------------|--------|------------------|----------------|--------|
| | 1 | 2 | Cadena Avalos Cristian Fernando | OP | 13 | 2 | 13 | 28 | 39.29 |
| 2 | 5 | Fajardo Martinez Daniel Alejandro | L | 7 | 3 | 11 | 21 | 19.05 | |
| - | 1 | Granados Ruiz Santiago | MB | 0 | 0 | 0 | 0 | | |
| - | 3 | Arevalo Uribe Steben | OH | 0 | 0 | 0 | 0 | | |
| - | 6 | Bernal Llera Santiago | S | 0 | 0 | 0 | 0 | | |
| - | 7 | Partida Alcazar David Alejandro | MB | 0 | 0 | 0 | 0 | | |
| - | 8 | AYALA CORDOVA LUIS ARMANDO | OH | 3 | 1 | 6 | 10 | | |
| - | 11 | Escoto Castro Eduardo | S | 0 | 0 | 0 | 0 | | |
| - | 12 | GRAJEDA VALENZUELA CARLOS ABRAHAM | OH | 1 | 0 | 1 | 2 | | |
| - | 15 | Cravioto Ross Daniel | MB | 0 | 0 | 0 | 0 | | |
| - | 18 | Vicencio Mendoza Yeudiel Axel | OP | 0 | 0 | 0 | 0 | | |
| - | 81 | GARZA COVARRUBIAS EDUARDO ABRAHAM | OP | 0 | 0 | 0 | 0 | | |
| Total Team | | | | | 24 | 6 | 31 | 61 | 29.51 |

