



Men's U21 NORCECA Pan American Cup 2026




P-3 Match players ranking

Match: 18 **Date:** 27/06/2026 **Spectators:** 500
City: Guatemala City
Hall: Gim. Teodoro Palacios Flores
Match duration: **Start:** 20:00 **End:** 22:28 **Total:** 2:18

| Teams | Sets | 1 | 2 | 3 | 4 | 5 | Total |
|------------------|----------|------|------|------|------|------|-------|
| CAN | 3 | 22 | 25 | 25 | 30 | 15 | 117 |
| MEX | 2 | 25 | 23 | 22 | 32 | 10 | 112 |
| Duration: | | 0:22 | 0:25 | 0:25 | 0:38 | 0:16 | 2:06 |


 **CAN • Canada**



Attack


Limit: 15.00%

| Rk | No | Name | Pos. | Attacks | Faults | Shots | Total Attempts | Succ. % |
|-------------------|----|-----------------------|------|---------|--------|-------|----------------|---------|
| 1 | 9 | Dezutter Tyson | OH | 16 | 2 | 8 | 26 | 61.54 |
| 2 | 1 | Baraniuk Ethan | OH | 12 | 4 | 14 | 30 | 40.00 |
| 3 | 3 | Basilio William | OH | 12 | 7 | 17 | 36 | 33.33 |
| - | 2 | Barrett Marcus | OH | 0 | 0 | 0 | 0 | |
| - | 4 | Navarro Isaac | L | 0 | 0 | 0 | 0 | |
| - | 8 | Brown Matthew | S | 0 | 0 | 3 | 3 | |
| - | 10 | Siebenga Matthew | MB | 4 | 1 | 2 | 7 | |
| - | 11 | Hughes Finn | MB | 0 | 0 | 0 | 0 | |
| - | 12 | Riolino Massimiliano | OP | 0 | 0 | 1 | 1 | |
| - | 15 | Low-Ring Jordan Koray | S | 0 | 0 | 0 | 0 | |
| - | 17 | Harris Owen | MB | 12 | 2 | 4 | 18 | |
| - | 20 | Czepuryk Cole | OH | 0 | 0 | 0 | 0 | |
| - | 24 | Ocampo Parker Josef | L | 0 | 0 | 0 | 0 | |
| - | 95 | Mcdonald Grayson | MB | 0 | 0 | 0 | 0 | |
| Total Team | | | | 56 | 16 | 49 | 121 | 46.28 |



Block

| Rk | No | Name | Pos. | Kill Blocks | Faults | Rebounds | Total Attempts | Avg. by set |
|-------------------|----|-----------------------|------|-------------|--------|----------|----------------|-------------|
| 1 | 10 | Siebenga Matthew | MB | 5 | 2 | 3 | 10 | 1.00 |
| 2 | 8 | Brown Matthew | S | 3 | 4 | 2 | 9 | 0.60 |
| 3 | 1 | Baraniuk Ethan | OH | 2 | 3 | 1 | 6 | 0.40 |
| | 3 | Basilio William | OH | 2 | 2 | 1 | 5 | 0.40 |
| 5 | 9 | Dezutter Tyson | OH | 1 | 1 | 2 | 4 | 0.20 |
| | 17 | Harris Owen | MB | 1 | 9 | 1 | 11 | 0.20 |
| - | 2 | Barrett Marcus | OH | 0 | 0 | 0 | 0 | |
| - | 4 | Navarro Isaac | L | 0 | 0 | 0 | 0 | |
| - | 11 | Hughes Finn | MB | 0 | 0 | 0 | 0 | |
| - | 12 | Riolino Massimiliano | OP | 0 | 0 | 0 | 0 | |
| - | 15 | Low-Ring Jordan Koray | S | 0 | 0 | 0 | 0 | |
| - | 20 | Czepuryk Cole | OH | 0 | 0 | 0 | 0 | |
| - | 24 | Ocampo Parker Josef | L | 0 | 0 | 0 | 0 | |
| - | 95 | Mcdonald Grayson | MB | 0 | 0 | 0 | 0 | |
| Total Team | | | | 14 | 21 | 10 | 45 | 2.80 |



Serve

| Rk | No | Name | Pos. | Aces | Faults | Serve Hits | Total Attempts | Avg. by set |
|-------------------|----|-----------------------|------|------|--------|------------|----------------|-------------|
| 1 | 1 | Baraniuk Ethan | OH | 3 | 7 | 15 | 25 | 0.60 |
| 2 | 3 | Basilio William | OH | 1 | 7 | 11 | 19 | 0.20 |
| | 8 | Brown Matthew | S | 1 | 1 | 14 | 16 | 0.20 |
| | 9 | Dezutter Tyson | OH | 1 | 5 | 13 | 19 | 0.20 |
| - | 2 | Barrett Marcus | OH | 0 | 0 | 0 | 0 | |
| - | 4 | Navarro Isaac | L | 0 | 0 | 0 | 0 | |
| - | 10 | Siebenga Matthew | MB | 0 | 2 | 12 | 14 | |
| - | 11 | Hughes Finn | MB | 0 | 0 | 0 | 0 | |
| - | 12 | Riolino Massimiliano | OP | 0 | 0 | 0 | 0 | |
| - | 15 | Low-Ring Jordan Koray | S | 0 | 0 | 0 | 0 | |
| - | 17 | Harris Owen | MB | 0 | 6 | 12 | 18 | |
| - | 20 | Czepuryk Cole | OH | 0 | 0 | 0 | 0 | |
| - | 24 | Ocampo Parker Josef | L | 0 | 0 | 0 | 0 | |
| - | 95 | Mcdonald Grayson | MB | 0 | 2 | 4 | 6 | |
| Total Team | | | | 6 | 30 | 81 | 117 | 1.20 |







Men's U21 NORCECA Pan American Cup 2026




P-3 Match players ranking

| Team | Total Team | 41 | 20 | 61 |
|------|------------|----|----|----|
|------|------------|----|----|----|

|  Dig | Rk | No | Name | Pos. | Digs | Faults | Receptions | Total Attempts | Avg. by set |
|---|----|-----------------------|---------------------|------|------|--------|------------|----------------|-------------|
| | 1 | 24 | Ocampo Parker Josef | L | 15 | 11 | 6 | 32 | 3.00 |
| 2 | 9 | Dezutter Tyson | OH | 10 | 3 | 0 | 13 | 2.00 | |
| 3 | 8 | Brown Matthew | S | 4 | 2 | 0 | 6 | 0.80 | |
| 4 | 3 | Basilio William | OH | 3 | 2 | 0 | 5 | 0.60 | |
| 5 | 1 | Baraniuk Ethan | OH | 1 | 2 | 0 | 3 | 0.20 | |
| | 10 | Siebenga Matthew | MB | 1 | 1 | 0 | 2 | 0.20 | |
| | 15 | Low-Ring Jordan Koray | S | 1 | 0 | 0 | 1 | 0.20 | |
| | 17 | Harris Owen | MB | 1 | 0 | 0 | 1 | 0.20 | |
| - | 2 | Barrett Marcus | OH | 0 | 0 | 0 | 0 | | |
| - | 4 | Navarro Isaac | L | 0 | 0 | 0 | 0 | | |
| - | 11 | Hughes Finn | MB | 0 | 0 | 0 | 0 | | |
| - | 12 | Riolino Massimiliano | OP | 0 | 0 | 0 | 0 | | |
| - | 20 | Czepuryk Cole | OH | 0 | 0 | 0 | 0 | | |
| - | 95 | Mcdonald Grayson | MB | 0 | 0 | 0 | 0 | | |
| Total Team | | | | | 36 | 21 | 6 | 63 | 7.20 |

|  Set | Rk | No | Name | Pos. | Running Sets | Faults | Still Sets | Total Attempts | Avg. by set |
|--|----|-----------------------|---------------|------|--------------|--------|------------|----------------|-------------|
| | 1 | 8 | Brown Matthew | S | 18 | 0 | 79 | 97 | 3.60 |
| 2 | 15 | Low-Ring Jordan Koray | S | 1 | 0 | 6 | 7 | 0.20 | |
| - | 1 | Baraniuk Ethan | OH | 0 | 0 | 2 | 2 | | |
| - | 2 | Barrett Marcus | OH | 0 | 0 | 0 | 0 | | |
| - | 3 | Basilio William | OH | 0 | 0 | 6 | 6 | | |
| - | 4 | Navarro Isaac | L | 0 | 0 | 0 | 0 | | |
| - | 9 | Dezutter Tyson | OH | 0 | 0 | 3 | 3 | | |
| - | 10 | Siebenga Matthew | MB | 0 | 0 | 1 | 1 | | |
| - | 11 | Hughes Finn | MB | 0 | 0 | 0 | 0 | | |
| - | 12 | Riolino Massimiliano | OP | 0 | 0 | 0 | 0 | | |
| - | 17 | Harris Owen | MB | 0 | 0 | 2 | 2 | | |
| - | 20 | Czepuryk Cole | OH | 0 | 0 | 0 | 0 | | |
| - | 24 | Ocampo Parker Josef | L | 0 | 0 | 2 | 2 | | |
| - | 95 | Mcdonald Grayson | MB | 0 | 0 | 0 | 0 | | |
| Total Team | | | | | 19 | 0 | 101 | 120 | 3.80 |

|  Reception Limit:20.00% | Rk | No | Name | Pos. | Excellents | Faults | Serve Receptions | Total Attempts | Eff. % |
|---|----|-----------------------|---------------------|------|------------|--------|------------------|----------------|--------|
| | 1 | 24 | Ocampo Parker Josef | L | 21 | 1 | 9 | 31 | 64.52 |
| 2 | 9 | Dezutter Tyson | OH | 15 | 2 | 17 | 34 | 38.24 | |
| - | 1 | Baraniuk Ethan | OH | 1 | 0 | 0 | 1 | | |
| - | 2 | Barrett Marcus | OH | 0 | 0 | 0 | 0 | | |
| - | 3 | Basilio William | OH | 7 | 0 | 6 | 13 | | |
| - | 4 | Navarro Isaac | L | 0 | 0 | 0 | 0 | | |
| - | 8 | Brown Matthew | S | 0 | 0 | 1 | 1 | | |
| - | 10 | Siebenga Matthew | MB | 2 | 1 | 3 | 6 | | |
| - | 11 | Hughes Finn | MB | 0 | 0 | 0 | 0 | | |
| - | 12 | Riolino Massimiliano | OP | 0 | 0 | 0 | 0 | | |
| - | 15 | Low-Ring Jordan Koray | S | 0 | 0 | 0 | 0 | | |
| - | 17 | Harris Owen | MB | 2 | 0 | 0 | 2 | | |
| - | 20 | Czepuryk Cole | OH | 0 | 0 | 0 | 0 | | |
| - | 95 | Mcdonald Grayson | MB | 0 | 0 | 0 | 0 | | |
| Total Team | | | | | 48 | 4 | 36 | 88 | 50.00 |






Men's U21 NORCECA Pan American Cup 2026





P-3 Match players ranking



MEX • Mexico

| Attack | Rk | No | Name | Pos. | Attacks | Faults | Shots | Total Attempts | Succ. % | |
|-------------------|---|----|-----------------------------------|-----------------------------------|---------|--------|-------|----------------|---------|-------|
| |  Limit: 15.00% | 1 | 81 | GARZA COVARRUBIAS EDUARDO ABRAHAM | OP | 28 | 10 | 12 | 50 | 56.00 |
| 2 | | 2 | Cadena Avalos Cristian Fernando | OP | 14 | 10 | 8 | 32 | 43.75 | |
| - | | 1 | Granados Ruiz Santiago | MB | 1 | 2 | 0 | 3 | | |
| - | | 3 | Arevalo Uribe Steben | OH | 1 | 0 | 1 | 2 | | |
| - | | 5 | Fajardo Martinez Daniel Alejandro | L | 0 | 0 | 0 | 0 | | |
| - | | 6 | Bernal Llera Santiago | S | 0 | 1 | 1 | 2 | | |
| - | | 7 | Partida Alcazar David Alejandro | MB | 2 | 1 | 2 | 5 | | |
| - | | 8 | AYALA CORDOVA LUIS ARMANDO | OH | 0 | 2 | 2 | 4 | | |
| - | | 11 | Escoto Castro Eduardo | S | 0 | 0 | 1 | 1 | | |
| - | | 12 | GRAJEDA VALENZUELA CARLOS ABRAHAM | OH | 6 | 5 | 5 | 16 | | |
| - | | 15 | Cravioto Ross Daniel | MB | 8 | 1 | 6 | 15 | | |
| - | | 18 | Vicencio Mendoza Yeudiel Axel | OP | 0 | 0 | 0 | 0 | | |
| Total Team | | | | | 60 | 32 | 38 | 130 | 46.15 | |

| Block | Rk | No | Name | Pos. | Kill Blocks | Faults | Rebounds | Total Attempts | Avg. by set | |
|-------------------|--|----|-----------------------------------|----------------------|-------------|--------|----------|----------------|-------------|------|
| |  Block | 1 | 15 | Cravioto Ross Daniel | MB | 3 | 7 | 6 | 16 | 0.60 |
| 2 | | 7 | Partida Alcazar David Alejandro | MB | 1 | 2 | 1 | 4 | 0.20 | |
| - | | 1 | Granados Ruiz Santiago | MB | 0 | 1 | 1 | 2 | | |
| - | | 2 | Cadena Avalos Cristian Fernando | OP | 0 | 1 | 1 | 2 | | |
| - | | 3 | Arevalo Uribe Steben | OH | 0 | 0 | 0 | 0 | | |
| - | | 5 | Fajardo Martinez Daniel Alejandro | L | 0 | 0 | 0 | 0 | | |
| - | | 6 | Bernal Llera Santiago | S | 0 | 0 | 0 | 0 | | |
| - | | 8 | AYALA CORDOVA LUIS ARMANDO | OH | 0 | 0 | 0 | 0 | | |
| - | | 11 | Escoto Castro Eduardo | S | 0 | 2 | 0 | 2 | | |
| - | | 12 | GRAJEDA VALENZUELA CARLOS ABRAHAM | OH | 0 | 0 | 1 | 1 | | |
| - | | 18 | Vicencio Mendoza Yeudiel Axel | OP | 0 | 0 | 0 | 0 | | |
| - | | 81 | GARZA COVARRUBIAS EDUARDO ABRAHAM | OP | 0 | 2 | 3 | 5 | | |
| Total Team | | | | | 4 | 15 | 13 | 32 | 0.80 | |

| Serve | Rk | No | Name | Pos. | Aces | Faults | Serve Hits | Total Attempts | Avg. by set | |
|-------------------|---|----|-----------------------------------|-----------------------------------|------|--------|------------|----------------|-------------|------|
| |  Serve | 1 | 81 | GARZA COVARRUBIAS EDUARDO ABRAHAM | OP | 2 | 5 | 7 | 14 | 0.40 |
| 2 | | 1 | Granados Ruiz Santiago | MB | 1 | 2 | 5 | 8 | 0.20 | |
| 2 | | 2 | Cadena Avalos Cristian Fernando | OP | 1 | 6 | 16 | 23 | 0.20 | |
| 3 | | 3 | Arevalo Uribe Steben | OH | 1 | 2 | 1 | 4 | 0.20 | |
| - | | 15 | Cravioto Ross Daniel | MB | 1 | 3 | 19 | 23 | 0.20 | |
| - | | 5 | Fajardo Martinez Daniel Alejandro | L | 0 | 0 | 0 | 0 | | |
| - | | 6 | Bernal Llera Santiago | S | 0 | 0 | 12 | 12 | | |
| - | | 7 | Partida Alcazar David Alejandro | MB | 0 | 1 | 5 | 6 | | |
| - | | 8 | AYALA CORDOVA LUIS ARMANDO | OH | 0 | 0 | 3 | 3 | | |
| - | | 11 | Escoto Castro Eduardo | S | 0 | 1 | 7 | 8 | | |
| - | | 12 | GRAJEDA VALENZUELA CARLOS ABRAHAM | OH | 0 | 2 | 6 | 8 | | |
| - | | 18 | Vicencio Mendoza Yeudiel Axel | OP | 0 | 0 | 3 | 3 | | |
| Total Team | | | | | 6 | 22 | 84 | 112 | 1.20 | |

| Team | Total Team | 42 | 19 | 61 |
|------|------------|----|----|----|
| | | | | |






Men's U21 NORCECA Pan American Cup 2026



P-3 Match players ranking

|  Dig | Rk | No | Name | Pos. | Digs | Faults | Receptions | Total Attempts | Avg. by set |
|---|----|-------------------------------|-----------------------------------|------|------|--------|------------|----------------|-------------|
| | 1 | 5 | Fajardo Martinez Daniel Alejandro | L | 17 | 4 | 3 | 24 | 3.40 |
| | 2 | 81 | GARZA COVARRUBIAS EDUARDO ABRAHAM | OP | 8 | 3 | 0 | 11 | 1.60 |
| | 3 | 2 | Cadena Avalos Cristian Fernando | OP | 7 | 5 | 0 | 12 | 1.40 |
| | 4 | 12 | GRAJEDA VALENZUELA CARLOS ABRAHAM | OH | 5 | 2 | 0 | 7 | 1.00 |
| | 5 | 6 | Bernal Llera Santiago | S | 4 | 1 | 1 | 6 | 0.80 |
| | 6 | 8 | AYALA CORDOVA LUIS ARMANDO | OH | 3 | 1 | 0 | 4 | 0.60 |
| | 7 | 15 | Cravioto Ross Daniel | MB | 2 | 3 | 0 | 5 | 0.40 |
| | 8 | 7 | Partida Alcazar David Alejandro | MB | 1 | 1 | 0 | 2 | 0.20 |
| | 11 | | Escoto Castro Eduardo | S | 1 | 1 | 0 | 2 | 0.20 |
| - | 1 | Granados Ruiz Santiago | MB | 0 | 0 | 1 | 1 | | |
| - | 3 | Arevalo Uribe Steben | OH | 0 | 1 | 0 | 1 | | |
| - | 18 | Vicencio Mendoza Yeudiel Axel | OP | 0 | 1 | 0 | 1 | | |
| Total Team | | | | | 48 | 23 | 5 | 76 | 9.60 |

|  Set | Rk | No | Name | Pos. | Running Sets | Faults | Still Sets | Total Attempts | Avg. by set |
|---|----|-----------------------------------|-----------------------------------|------|--------------|--------|------------|----------------|-------------|
| | 1 | 11 | Escoto Castro Eduardo | S | 4 | 0 | 41 | 45 | 0.80 |
| | 2 | 6 | Bernal Llera Santiago | S | 3 | 1 | 59 | 63 | 0.60 |
| | - | 1 | Granados Ruiz Santiago | MB | 0 | 0 | 1 | 1 | |
| | - | 2 | Cadena Avalos Cristian Fernando | OP | 0 | 0 | 3 | 3 | |
| | - | 3 | Arevalo Uribe Steben | OH | 0 | 0 | 0 | 0 | |
| | - | 5 | Fajardo Martinez Daniel Alejandro | L | 0 | 0 | 6 | 6 | |
| | - | 7 | Partida Alcazar David Alejandro | MB | 0 | 0 | 0 | 0 | |
| | - | 8 | AYALA CORDOVA LUIS ARMANDO | OH | 0 | 0 | 2 | 2 | |
| | - | 12 | GRAJEDA VALENZUELA CARLOS ABRAHAM | OH | 0 | 0 | 4 | 4 | |
| - | 15 | Cravioto Ross Daniel | MB | 0 | 0 | 1 | 1 | | |
| - | 18 | Vicencio Mendoza Yeudiel Axel | OP | 0 | 0 | 0 | 0 | | |
| - | 81 | GARZA COVARRUBIAS EDUARDO ABRAHAM | OP | 0 | 0 | 3 | 3 | | |
| Total Team | | | | | 7 | 1 | 120 | 128 | 1.40 |

|  Reception Limit:20.00% | Rk | No | Name | Pos. | Excellents | Faults | Serve Receptions | Total Attempts | Eff. % |
|---|----|-----------------------------------|-----------------------------------|------|------------|--------|------------------|----------------|--------|
| | 1 | 5 | Fajardo Martinez Daniel Alejandro | L | 16 | 0 | 10 | 26 | 61.54 |
| | 2 | 12 | GRAJEDA VALENZUELA CARLOS ABRAHAM | OH | 13 | 1 | 7 | 21 | 57.14 |
| | 3 | 2 | Cadena Avalos Cristian Fernando | OP | 16 | 1 | 11 | 28 | 53.57 |
| | - | 1 | Granados Ruiz Santiago | MB | 0 | 0 | 0 | 0 | |
| | - | 3 | Arevalo Uribe Steben | OH | 0 | 0 | 1 | 1 | |
| | - | 6 | Bernal Llera Santiago | S | 0 | 0 | 0 | 0 | |
| | - | 7 | Partida Alcazar David Alejandro | MB | 0 | 0 | 0 | 0 | |
| | - | 8 | AYALA CORDOVA LUIS ARMANDO | OH | 2 | 3 | 2 | 7 | |
| | - | 11 | Escoto Castro Eduardo | S | 0 | 0 | 0 | 0 | |
| - | 15 | Cravioto Ross Daniel | MB | 1 | 0 | 2 | 3 | | |
| - | 18 | Vicencio Mendoza Yeudiel Axel | OP | 0 | 0 | 0 | 0 | | |
| - | 81 | GARZA COVARRUBIAS EDUARDO ABRAHAM | OP | 0 | 0 | 0 | 0 | | |
| Total Team | | | | | 48 | 5 | 33 | 86 | 50.00 |

